

# ***Network Access Analysis***

***Dental Wellness Plan***

***Delta Dental of Iowa***

---

SFY23 - Q4

# Contents

## Report Contents

<p>Access Overview 30 Miles . . . . .</p> <p style="margin-left: 20px;"><i>DWP Members: DWP All Providers, DWP Members: DWP Primary Care Dentist, DWP Members: DWP Oral Surgeon, DWP Members: DWP Endodontist, DWP Members: DWP Orthodontist, DWP Members: DWP Periodontist, DWP Members: DWP Prosthodontist</i></p> <p>Access Overview 60 Miles . . . . .</p> <p style="margin-left: 20px;"><i>DWP Members: DWP All Providers, DWP Members: DWP Primary Care Dentist, DWP Members: DWP Oral Surgeon, DWP Members: DWP Endodontist, DWP Members: DWP Orthodontist, DWP Members: DWP Periodontist, DWP Members: DWP Prosthodontist</i></p> <p>Access Overview 90 Miles . . . . .</p> <p style="margin-left: 20px;"><i>DWP Members: DWP All Providers, DWP Members: DWP Primary Care Dentist, DWP Members: DWP Oral Surgeon, DWP Members: DWP Endodontist, DWP Members: DWP Orthodontist, DWP Members: DWP Periodontist, DWP Members: DWP Prosthodontist</i></p> <p>DWP Primary Care Dentist Access Map . . . . .</p> <p>DWP Oral Surgeon Access Map . . . . .</p> <p>DWP Endodontist Access Map . . . . .</p> <p>DWP Periodontist Access Map . . . . .</p> <p>DWP Prosthodontist Access Map . . . . .</p> <p>DWP Orthodontist Access Map . . . . .</p> <p>Access Summary By State . . . . .</p> <p style="margin-left: 20px;"><i>DWP Members: DWP General Dentist, DWP Members: DWP General Dentist, DWP Members: DWP Primary Care Dentist, DWP Members: DWP Oral Surgeon, DWP Members: DWP Oral Surgeon, DWP Members: DWP Oral Surgeon, DWP Members: DWP Endodontist, DWP Members: DWP Endodontist, DWP Members: DWP Endodontist, DWP Members: DWP Periodontist, DWP Members: DWP Periodontist, DWP Members: DWP Periodontist, DWP Members: DWP Prosthodontist, DWP Members: DWP Prosthodontist, DWP Members: DWP Prosthodontist, DWP Members: DWP Orthodontist, DWP Members: DWP Orthodontist, DWP Members: DWP Orthodontist, DWP Members: DWP All Providers</i></p> <p>Access Summary By City . . . . .</p> <p style="margin-left: 20px;"><i>DWP Members: DWP Primary Care Dentist, DWP Members: DWP Primary Care Dentist, DWP Members: DWP Primary Care Dentist, DWP Members: DWP Oral Surgeon, DWP Members: DWP Oral Surgeon, DWP Members: DWP Oral Surgeon, DWP Members: DWP Endodontist, DWP Members: DWP Endodontist, DWP Members: DWP Endodontist, DWP Members: DWP Periodontist, DWP Members: DWP Periodontist, DWP Members: DWP Periodontist, DWP Members: DWP Prosthodontist, DWP Members: DWP Prosthodontist, DWP Members: DWP Prosthodontist, DWP Members: DWP Orthodontist, DWP Members: DWP Orthodontist, DWP Members: DWP Orthodontist, DWP Members: DWP All Providers</i></p>	<p>3</p> <p>10</p> <p>17</p> <p>24</p> <p>25</p> <p>26</p> <p>27</p> <p>28</p> <p>29</p> <p>30</p> <p>31</p>
--	--

# Access Overview 30 Miles - All Providers

SFY23 - Q4

**Access Analysis**

DWP Network

**Member / Provider Groups**

DWP Members

DWP All Providers


**Comparison Graph**

Percent of members with access to a choice of providers over miles

- 1st closest
- 2nd closest

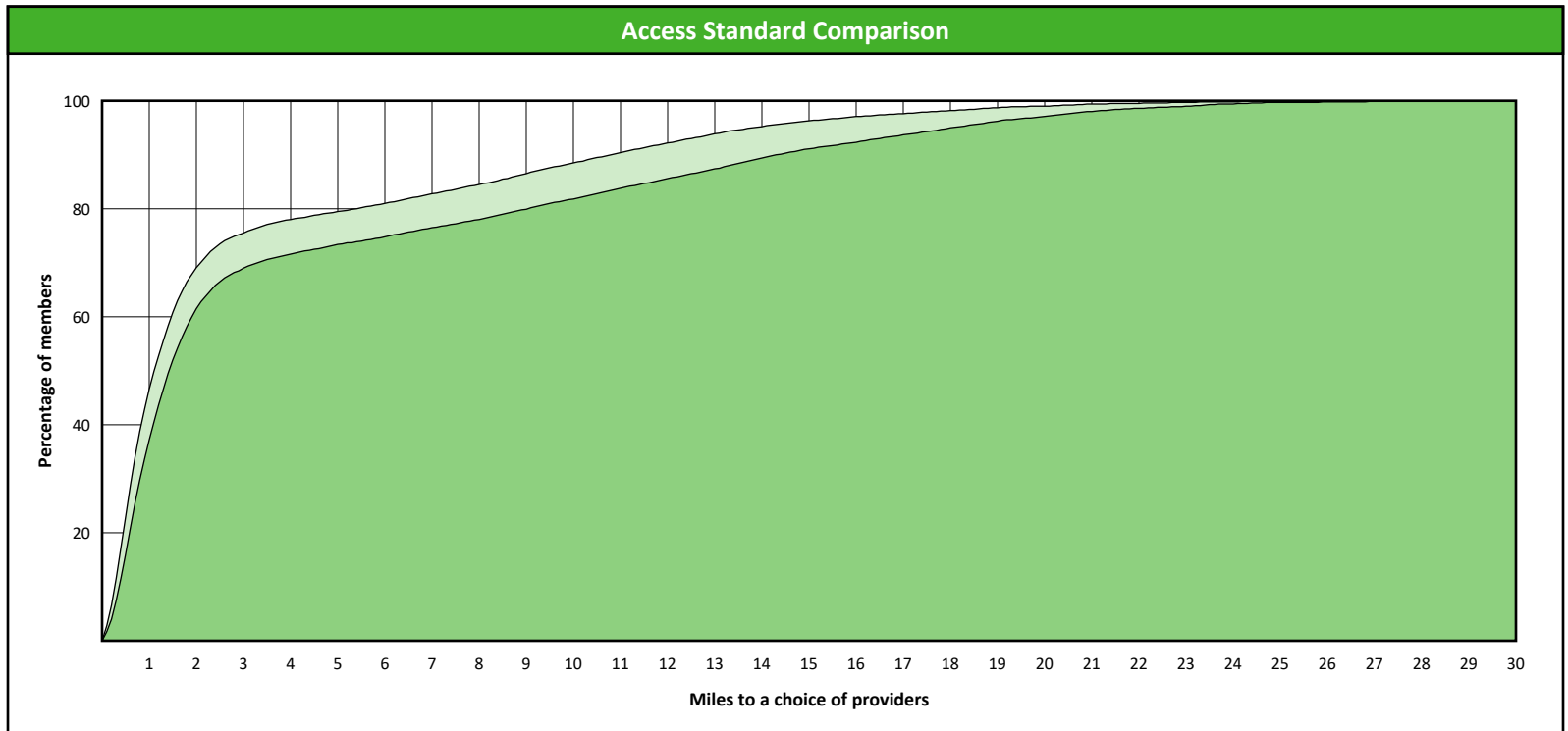
<sup>1</sup> The Access Standard is defined as (DWP Members) members accessing:

1 (DWP All Providers) provider in 30 miles and 30 minutes



### Distances/Times

	Average
Distance/Time to 1st closest provider	3.3 miles 3.6 mins
Distance/Time to 2nd closest provider	4.5 miles 5.0 mins



## Access Overview 30 Miles - Primary Care Dentist

SFY23 - Q4

**Access Analysis**

DWP Network

**Member / Provider Groups**

DWP Members

DWP Primary Care Dentist


**Comparison Graph**

Percent of members with access to a choice of providers over miles

- 1st closest
- 2nd closest

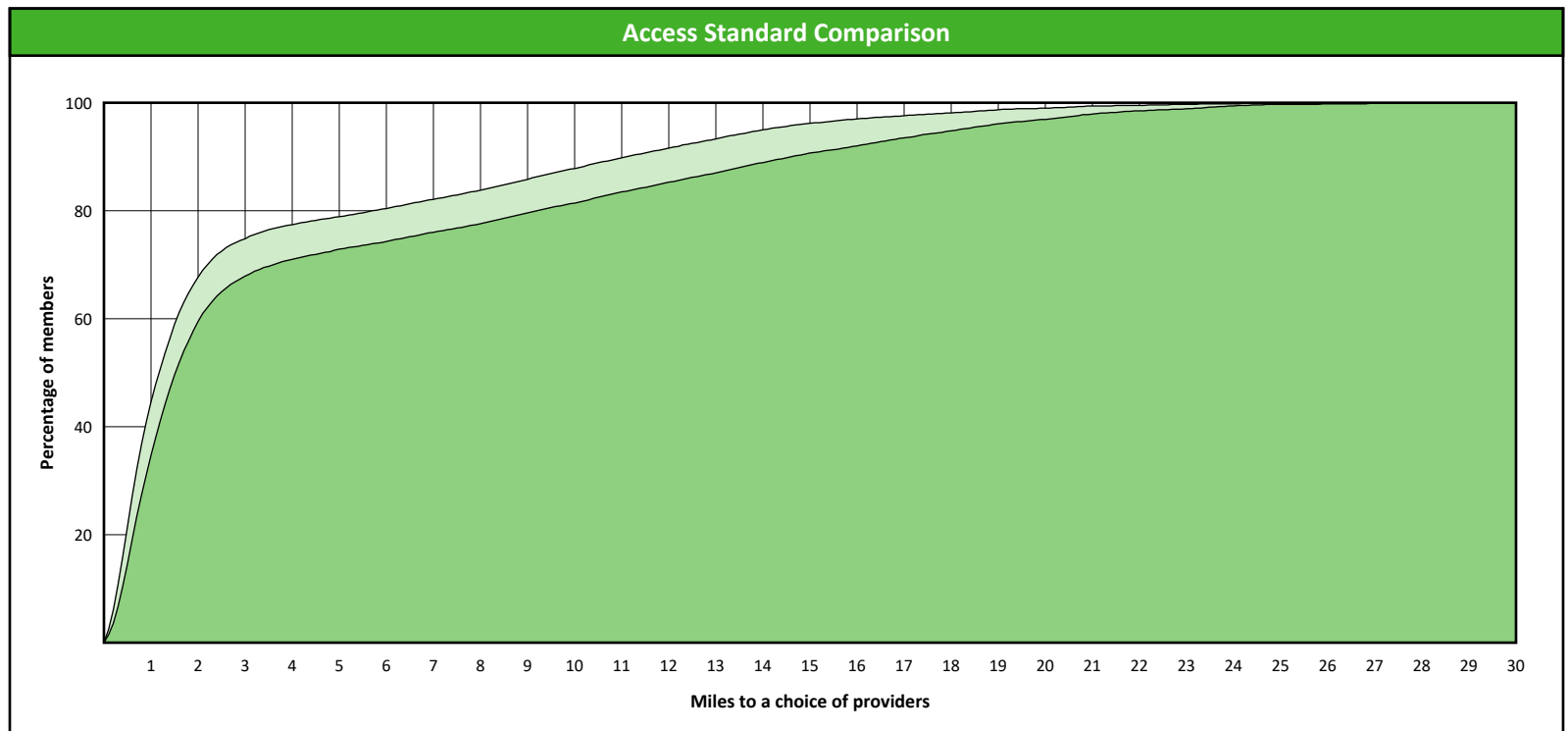
<sup>1</sup> The Access Standard is defined as (DWP Members) members accessing:

1 (DWP Primary Care Dentist) provider in 30 miles and 30 minutes



### Distances/Times

	Average
Distance/Time to 1st closest provider	3.4 miles 3.8 mins
Distance/Time to 2nd closest provider	4.6 miles 5.1 mins



# Access Overview 30 Miles - Oral Surgeon

SFY23 - Q4

**Access Analysis**

DWP Network

**Member / Provider Groups**

DWP Members

DWP Oral Surgeon


**Comparison Graph**

Percent of members with access to a choice of providers over miles

- 1st closest
- 2nd closest

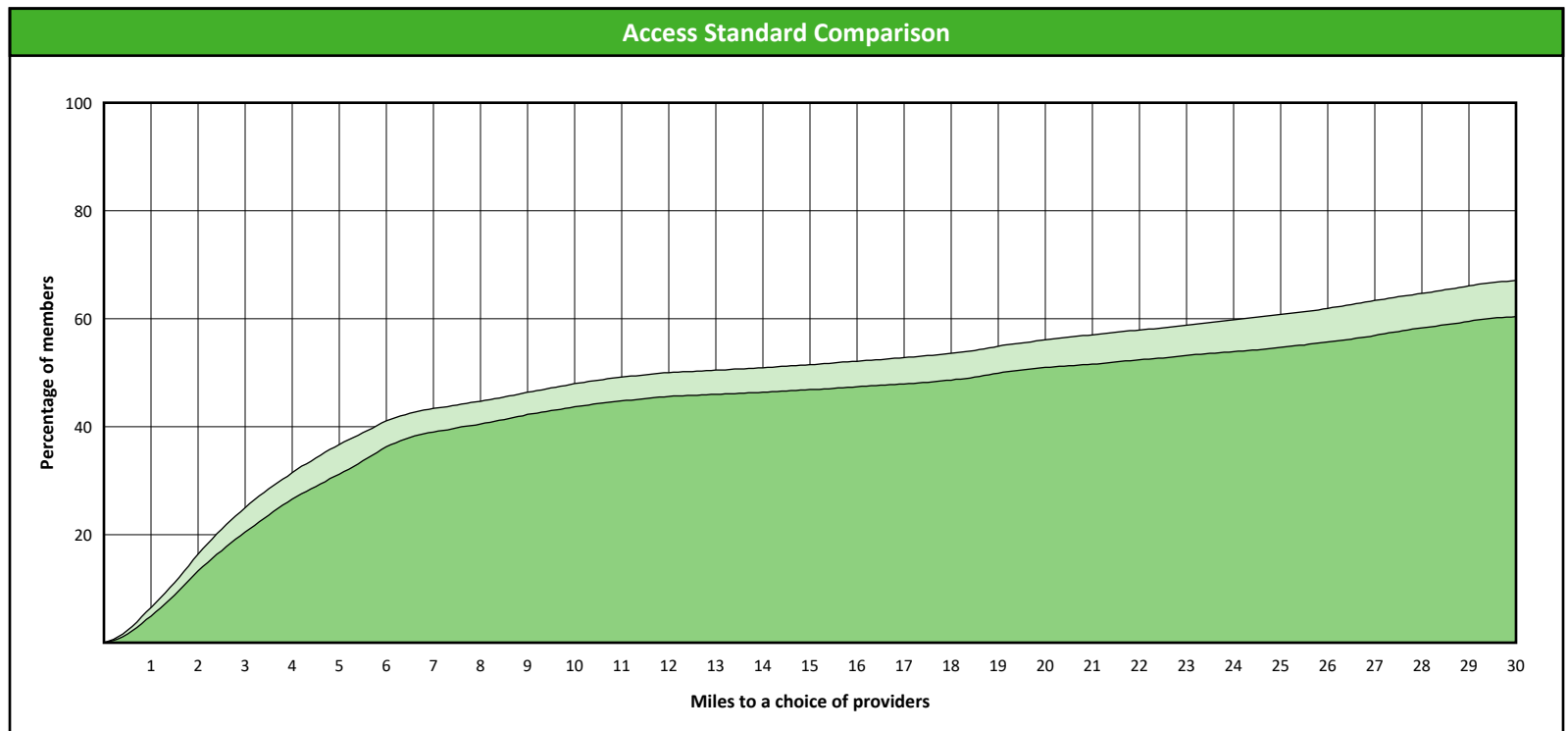
<sup>1</sup> The Access Standard is defined as (DWP Members) members accessing:

1 (DWP Oral Surgeon) provider in 30 miles and 30 minutes



### Distances/Times

	Average
Distance/Time to 1st closest provider	21.5 miles 24.7 mins
Distance/Time to 2nd closest provider	25.7 miles 30.2 mins



## Access Overview 30 Miles - Endodontist

SFY23 - Q4

### Access Analysis

DWP Network

### Member / Provider Groups

DWP Members

DWP Endodontist


### Comparison Graph

Percent of members with access to a choice of providers over miles

- 1st closest
- 2nd closest

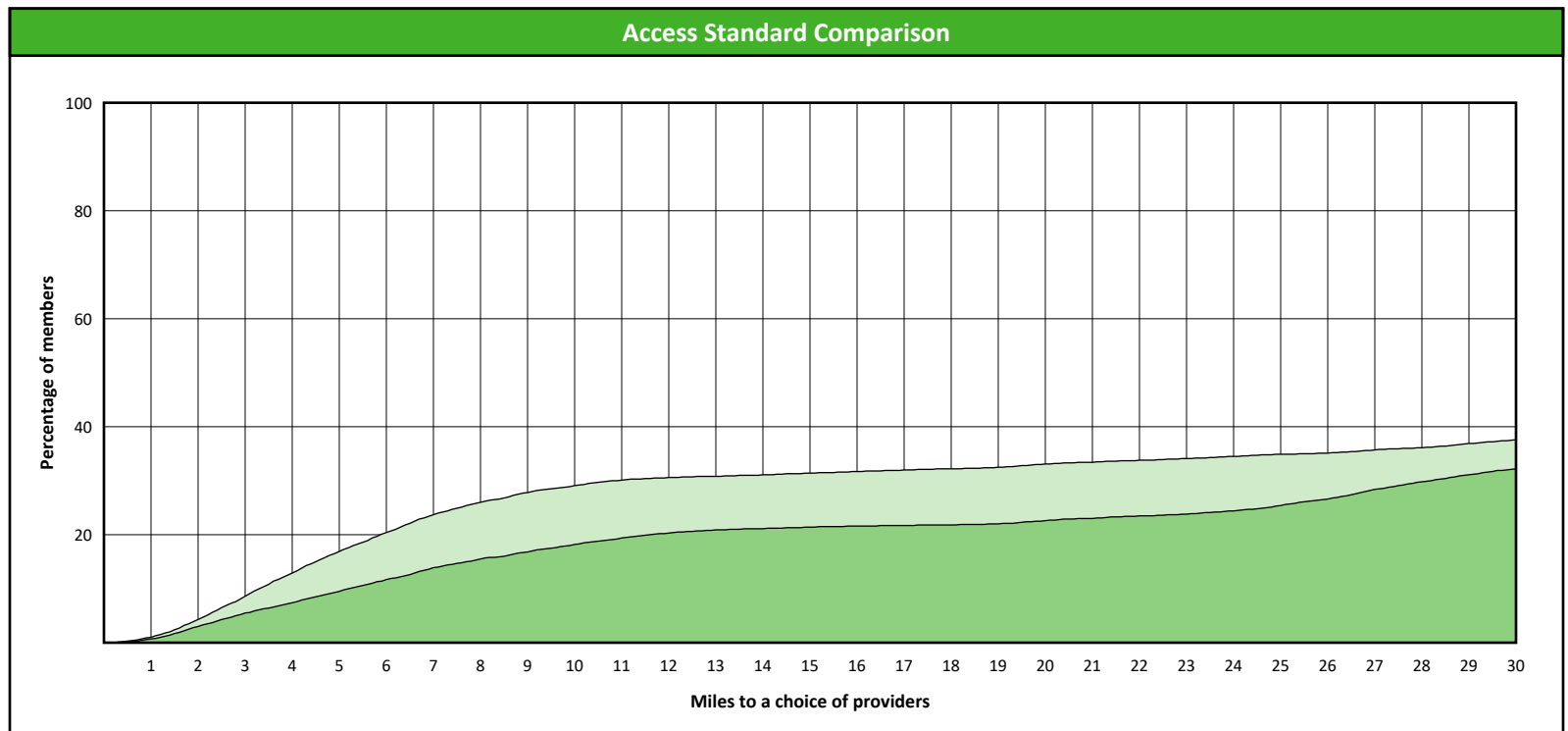
<sup>1</sup> The Access Standard is defined as (DWP Members) members accessing:

1 (DWP Endodontist) provider in 30 miles and 30 minutes



### Distances/Times

	Average
Distance/Time to 1st closest provider	46.4 miles 62.2 mins
Distance/Time to 2nd closest provider	60.0 miles 82.6 mins



# Access Overview 30 Miles - Orthodontist

SFY23 - Q4

**Access Analysis**

DWP Network

**Member / Provider Groups**

DWP Members

DWP Orthodontist


**Comparison Graph**

Percent of members with access to a choice of providers over miles

- 1st closest
- 2nd closest

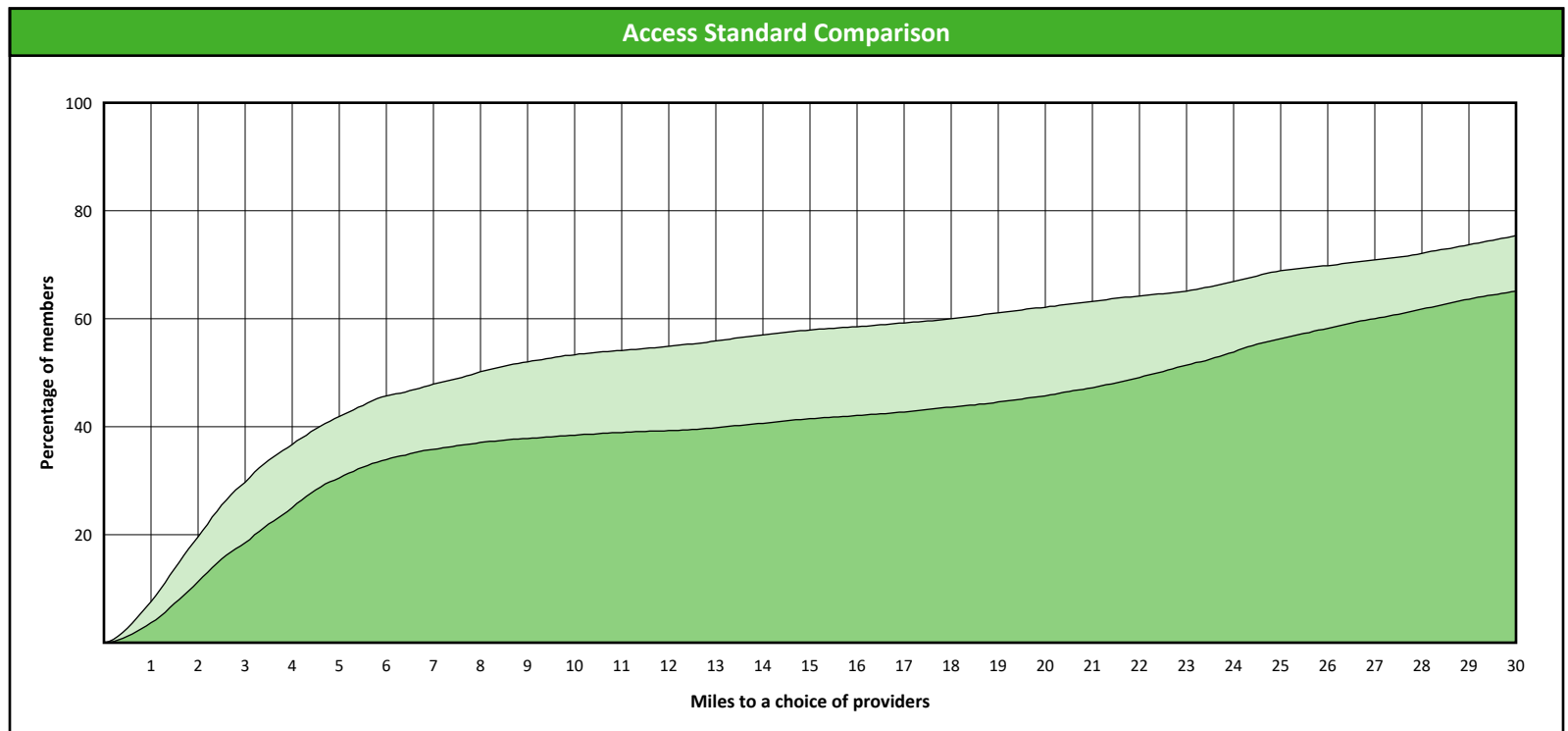
<sup>1</sup> The Access Standard is defined as (DWP Members) members accessing:

1 (DWP Orthodontist) provider in 30 miles and 30 minutes



### Distances/Times

	Average
Distance/Time to 1st closest provider	18.0 miles 20.1 mins
Distance/Time to 2nd closest provider	24.1 miles 27.2 mins



## Access Overview 30 Miles - Periodontist

SFY23 - Q4

**Access Analysis**

DWP Network

**Member / Provider Groups**

DWP Members

DWP Periodontist


**Comparison Graph**

Percent of members with access to a choice of providers over miles

- 1st closest
- 2nd closest

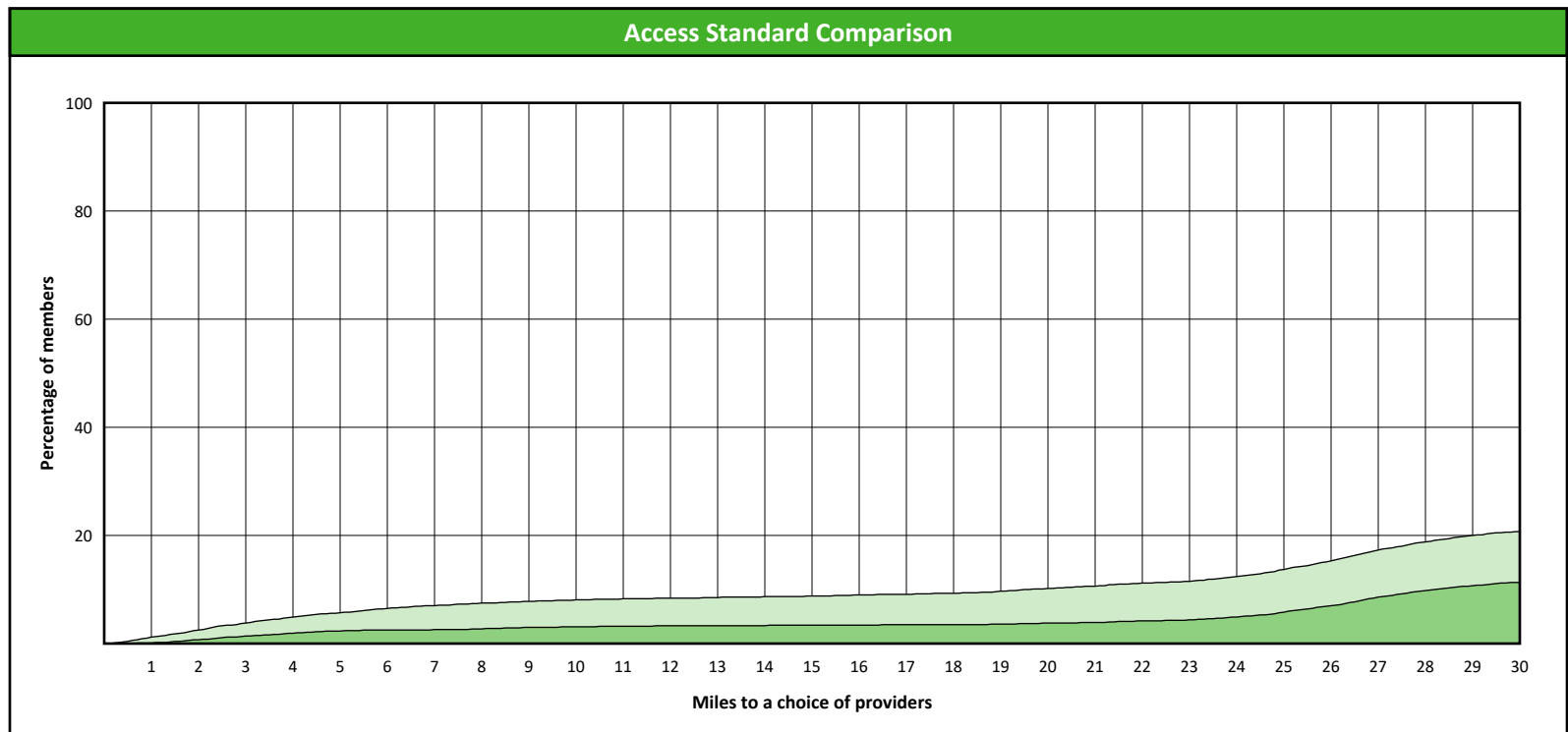
<sup>1</sup> The Access Standard is defined as (DWP Members) members accessing:

- 1 (DWP Periodontist) provider in 30 miles and 30 minutes



### Distances/Times

	Average
Distance/Time to 1st closest provider	57.6 miles 74.1 mins
Distance/Time to 2nd closest provider	67.9 miles 87.2 mins





## Access Overview 30 Miles - Prosthodontist

SFY23 - Q4

**Access Analysis**

DWP Network

**Member / Provider Groups**

DWP Members

DWP Prosthodontist


**Comparison Graph**

Percent of members with access to a choice of providers over miles

- 1st closest
- 2nd closest

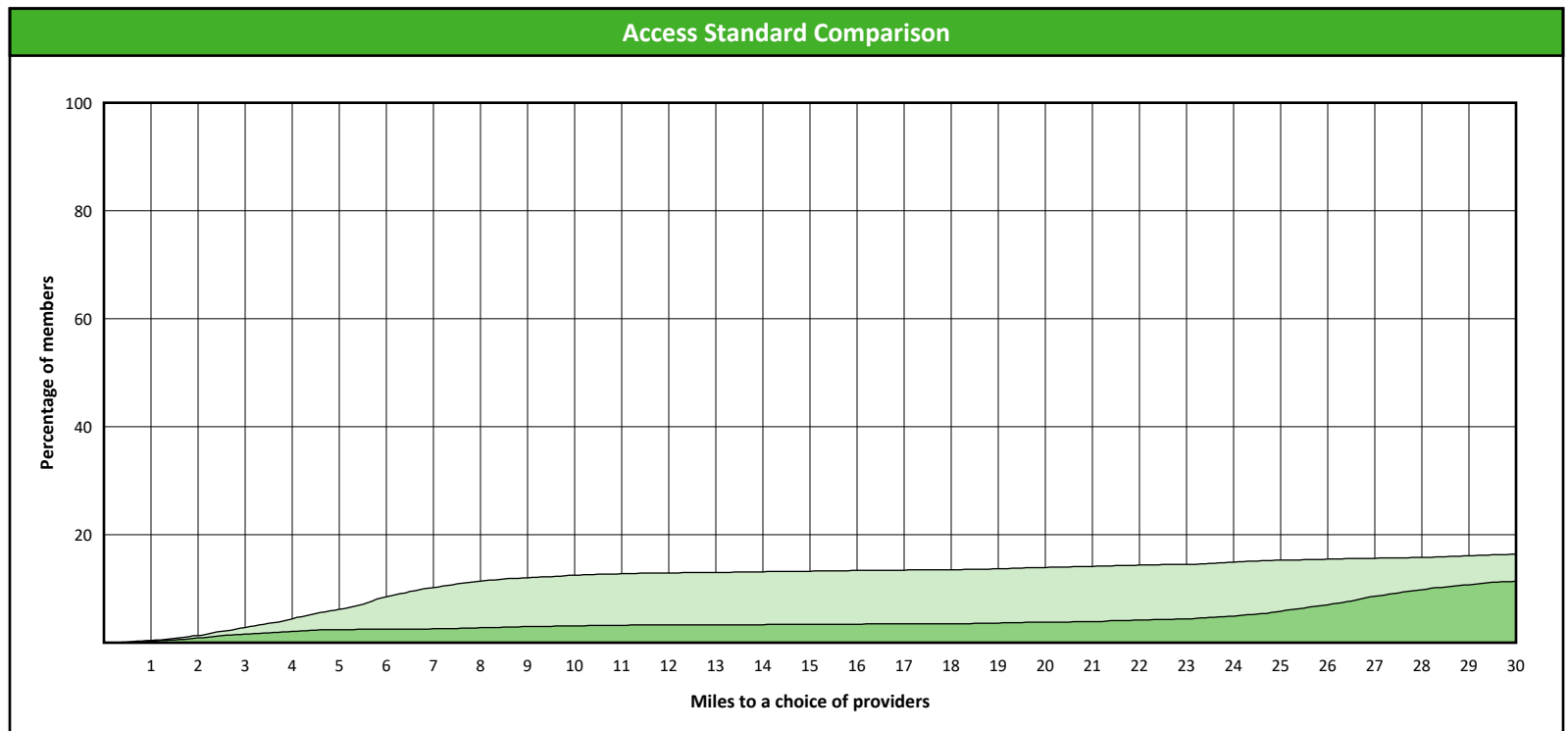
<sup>1</sup> The Access Standard is defined as (DWP Members) members accessing:

1 (DWP Prosthodontist) provider in 30 miles and 30 minutes



### Distances/Times

	Average
Distance/Time to 1st closest provider	73.0 miles 98.9 mins
Distance/Time to 2nd closest provider	106.9 miles 149.8 mins



## Access Overview 60 Miles - All Providers

SFY23 - Q4

**Access Analysis**

DWP Network

**Member / Provider Groups**

DWP Members

DWP All Providers


**Comparison Graph**

Percent of members with access to a choice of providers over miles

- 1st closest
- 2nd closest

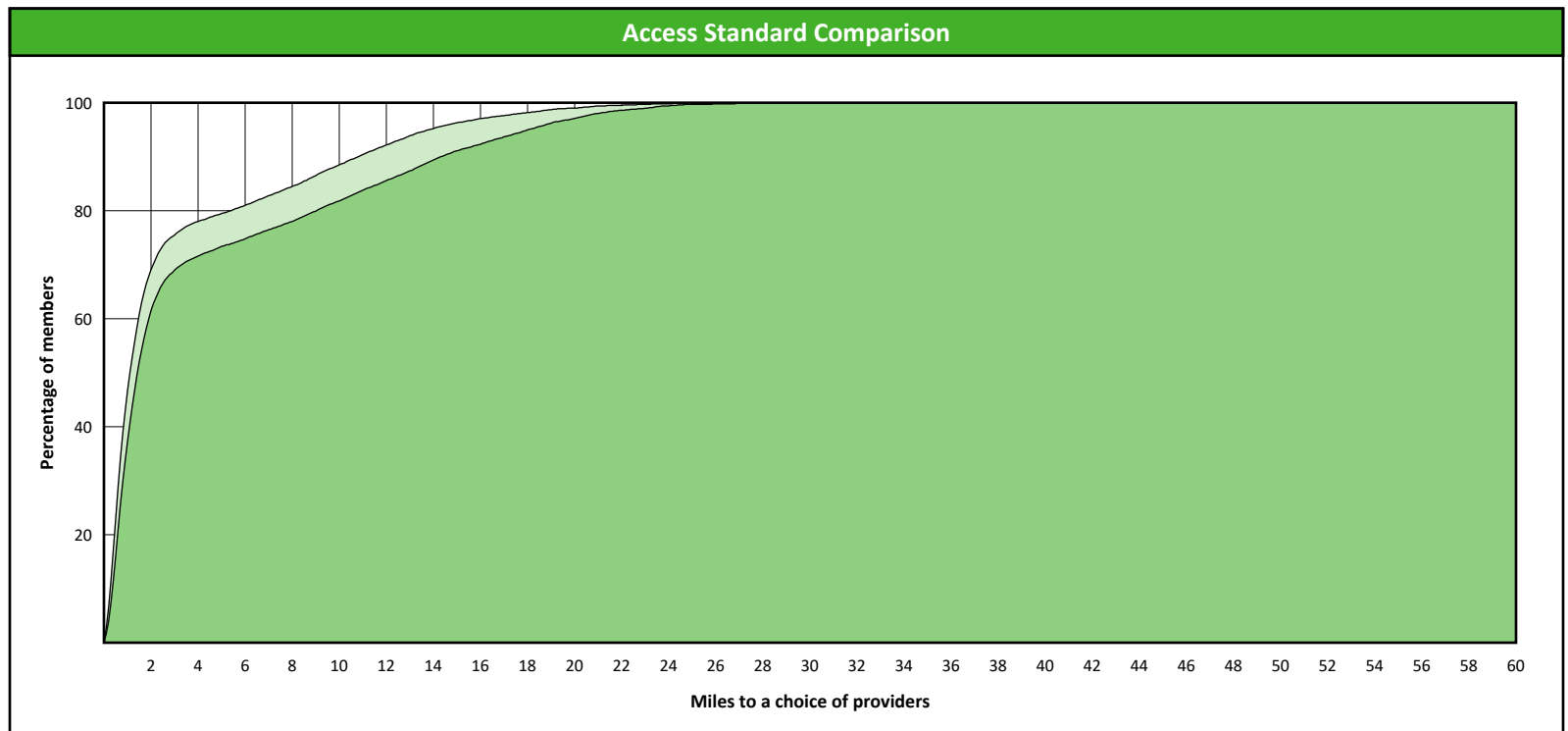
<sup>1</sup> The Access Standard is defined as (DWP Members) members accessing:

1 (DWP All Providers) provider in 60 miles and 60 minutes



### Distances/Times

	Average
Distance/Time to 1st closest provider	3.3 miles 3.6 mins
Distance/Time to 2nd closest provider	4.5 miles 5.0 mins



## Access Overview 60 Miles - Primary Care Dentist

SFY23 - Qr

**Access Analysis**

DWP Network

**Member / Provider Groups**

DWP Members

DWP Primary Care Dentist


**Comparison Graph**

Percent of members with access to a choice of providers over miles

- 1st closest
- 2nd closest

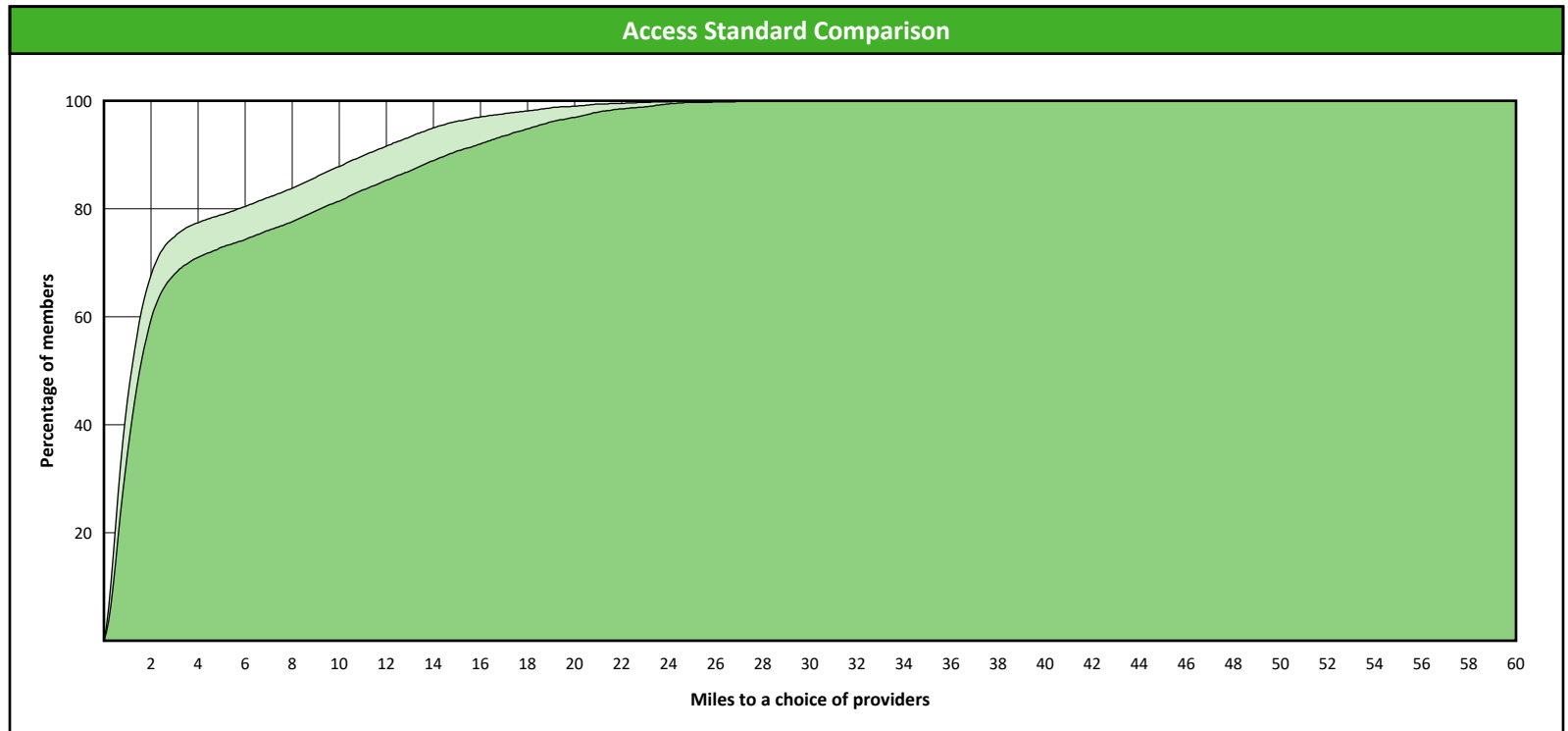
<sup>1</sup> The Access Standard is defined as (DWP Members) members accessing:

1 (DWP Primary Care Dentist) provider in 60 miles and 60 minutes



### Distances/Times

	Average
Distance/Time to 1st closest provider	3.4 miles 3.8 mins
Distance/Time to 2nd closest provider	4.6 miles 5.1 mins



## Access Overview 60 Miles - Oral Surgeon

SFY23 - Q4

**Access Analysis**

DWP Network

**Member / Provider Groups**

DWP Members

DWP Oral Surgeon


**Comparison Graph**

Percent of members with access to a choice of providers over miles

- 1st closest
- 2nd closest

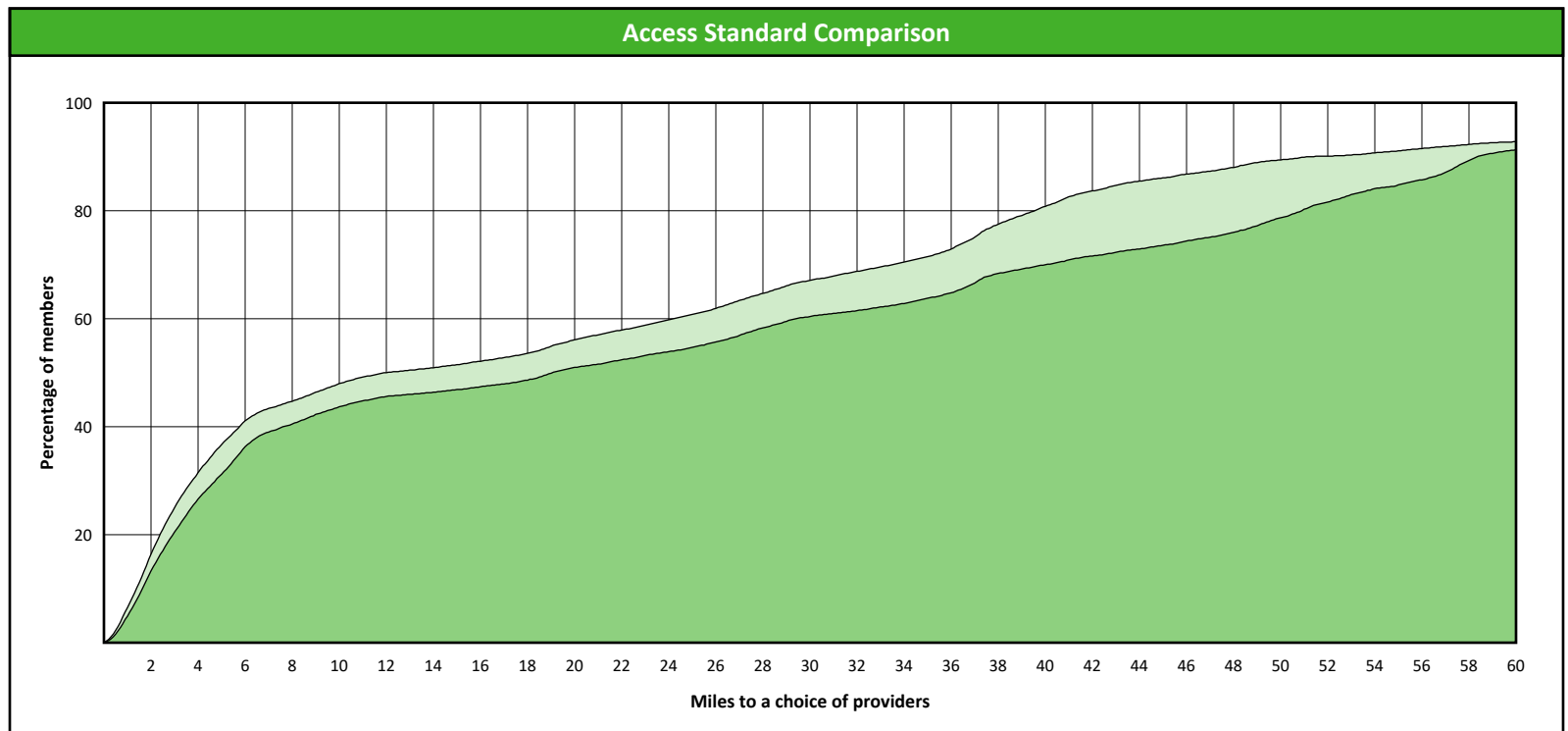
<sup>1</sup> The Access Standard is defined as (DWP Members) members accessing:

1 (DWP Oral Surgeon) provider in 60 miles and 60 minutes



### Distances/Times

	Average
Distance/Time to 1st closest provider	21.5 miles 24.7 mins
Distance/Time to 2nd closest provider	25.7 miles 30.2 mins



## Access Overview 60 Miles - Endodontist

SFY23 - Q4

**Access Analysis**

DWP Network

**Member / Provider Groups**

DWP Members

DWP Endodontist


**Comparison Graph**

Percent of members with access to a choice of providers over miles

- 1st closest
- 2nd closest

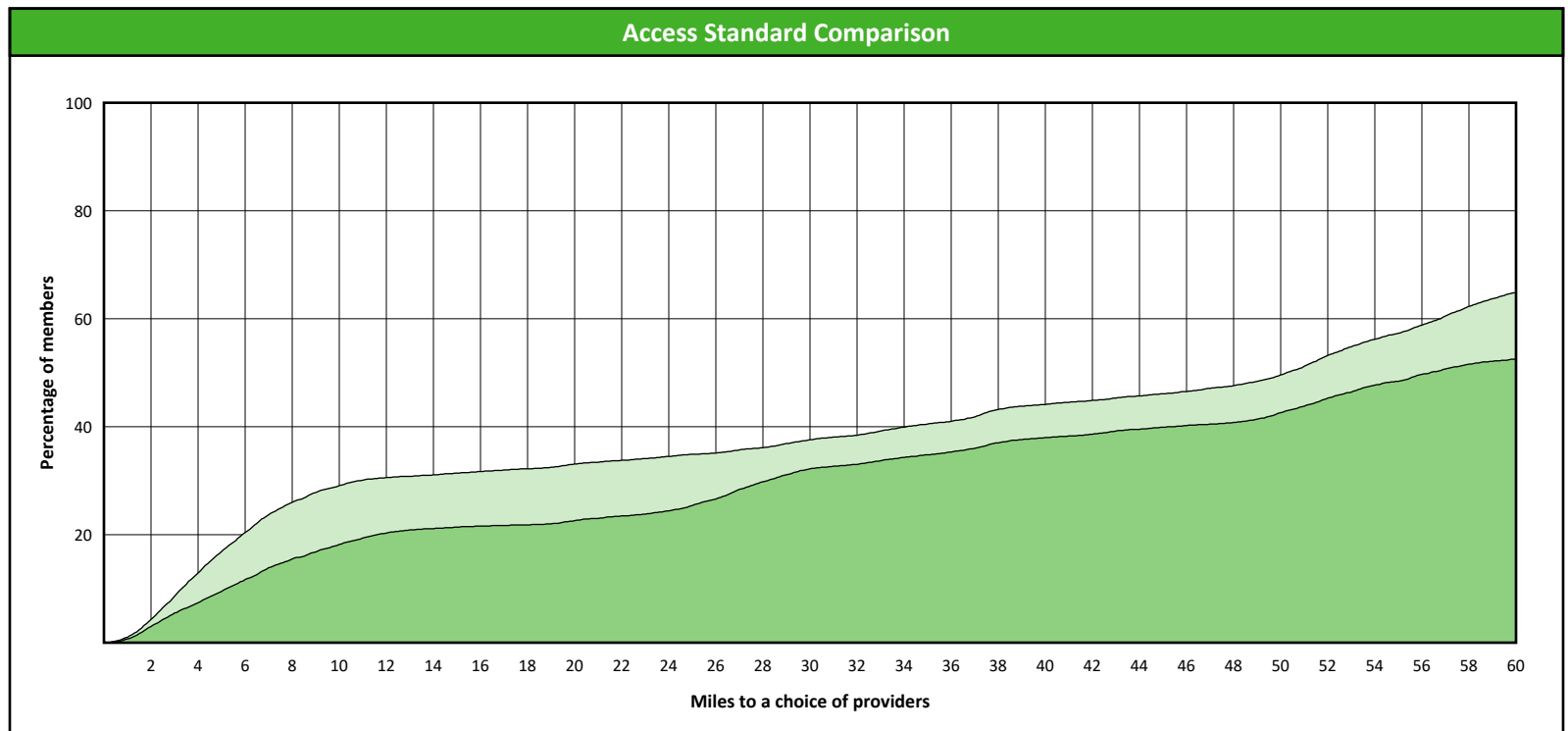
<sup>1</sup> The Access Standard is defined as (DWP Members) members accessing:

1 (DWP Endodontist) provider in 60 miles and 60 minutes



### Distances/Times

	Average
Distance/Time to 1st closest provider	46.4 miles 62.2 mins
Distance/Time to 2nd closest provider	60.0 miles 82.6 mins



## Access Overview 60 Miles - Orthodontist

SFY23 - Q4

**Access Analysis**

DWP Network

**Member / Provider Groups**

DWP Members

DWP Orthodontist


**Comparison Graph**

Percent of members with access to a choice of providers over miles

- 1st closest
- 2nd closest

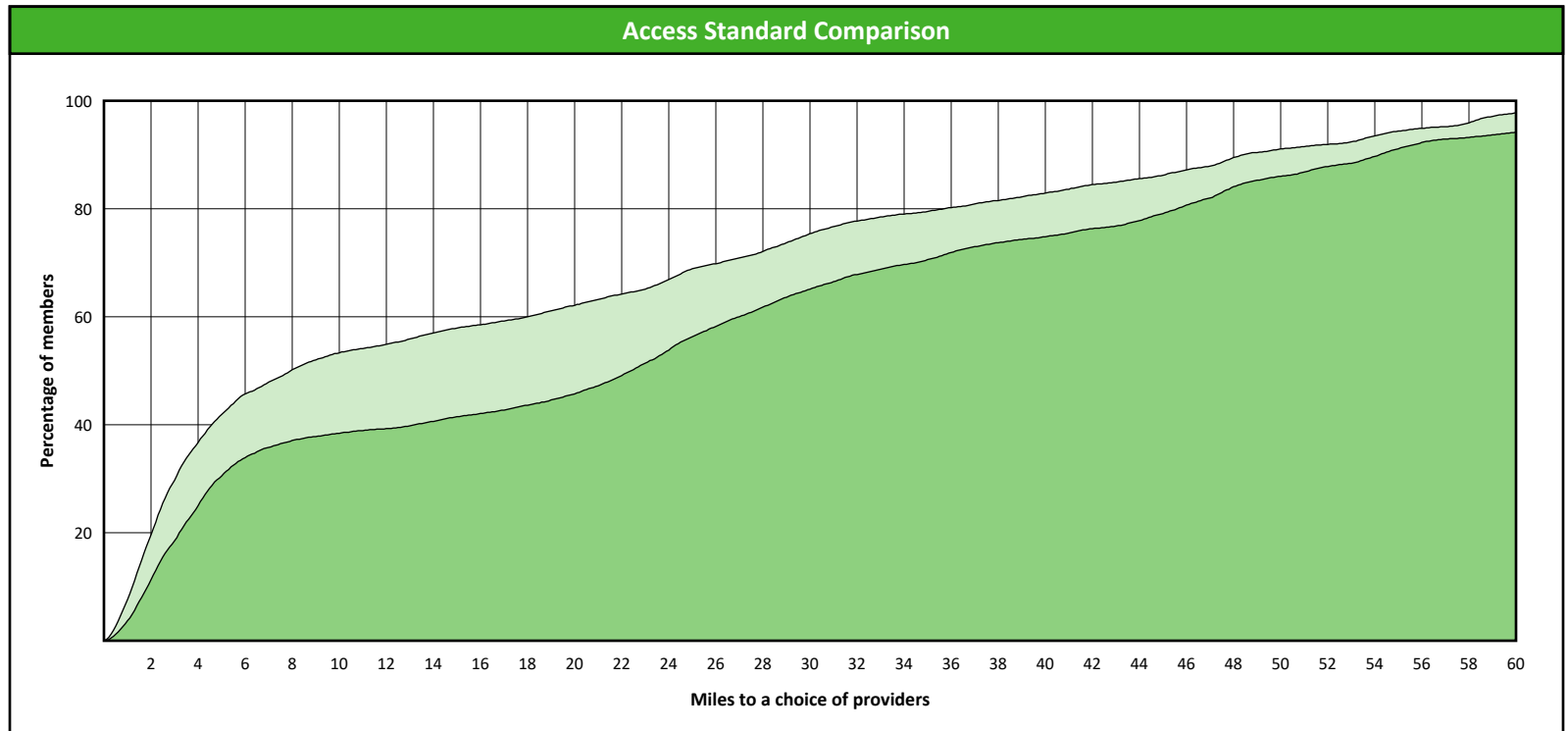
<sup>1</sup> The Access Standard is defined as (DWP Members) members accessing:

1 (DWP Orthodontist) provider in 60 miles and 60 minutes



### Distances/Times

	Average
Distance/Time to 1st closest provider	18.0 miles 20.1 mins
Distance/Time to 2nd closest provider	24.1 miles 27.2 mins



## Access Overview 60 Miles - Periodontist

SFY23 - Q4

**Access Analysis**

DWP Network

**Member / Provider Groups**

DWP Members

DWP Periodontist


**Comparison Graph**

Percent of members with access to a choice of providers over miles

- 1st closest
- 2nd closest

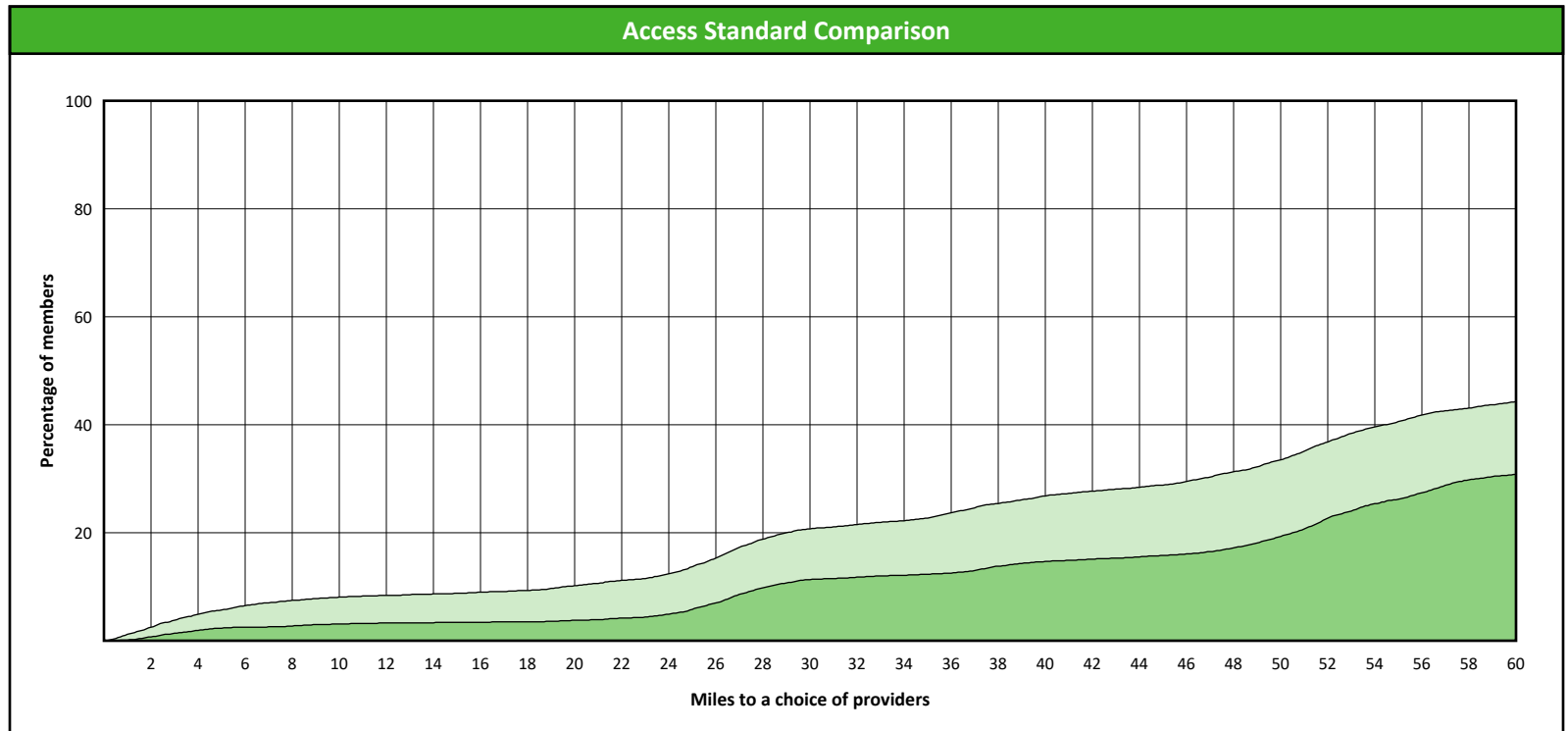
<sup>1</sup> The Access Standard is defined as (DWP Members) members accessing:

1 (DWP Periodontist) provider in 60 miles and 60 minutes



### Distances/Times

	Average
Distance/Time to 1st closest provider	57.6 miles 74.1 mins
Distance/Time to 2nd closest provider	67.9 miles 87.2 mins



## Access Overview 60 Miles - Prosthodontist

SFY23 - Q4

**Access Analysis**

DWP Network

**Member / Provider Groups**

DWP Members

DWP Prosthodontist


**Comparison Graph**

Percent of members with access to a choice of providers over miles

- 1st closest
- 2nd closest

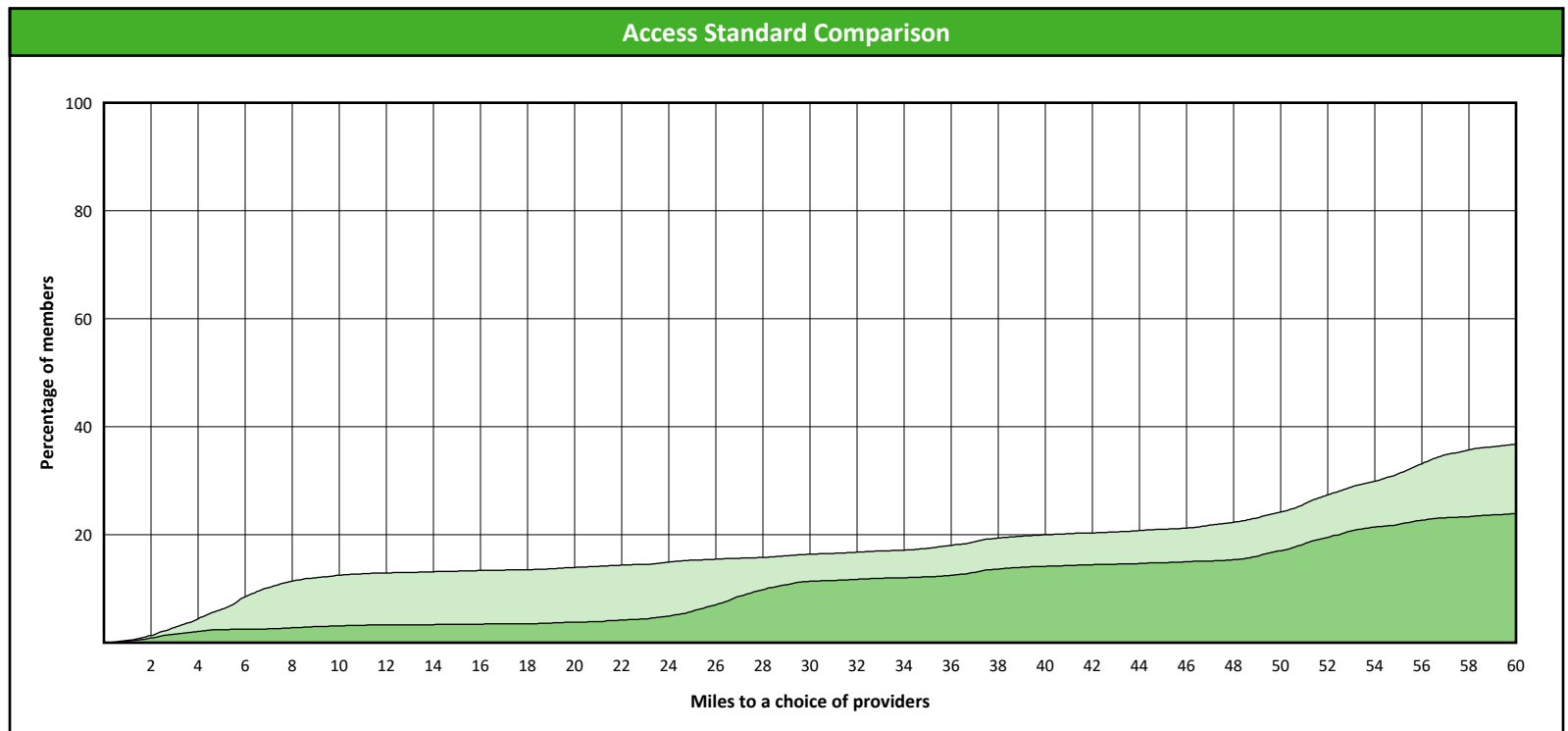
<sup>1</sup> The Access Standard is defined as (DWP Members) members accessing:

1 (DWP Prosthodontist) provider in 60 miles and 60 minutes



### Distances/Times

	Average
Distance/Time to 1st closest provider	73.0 miles 98.9 mins
Distance/Time to 2nd closest provider	106.9 miles 149.8 mins





## Access Overview 90 Miles - All Providers

SFY23 - Q4

**Access Analysis**

DWP Network

**Member / Provider Groups**

DWP Members

DWP All Providers

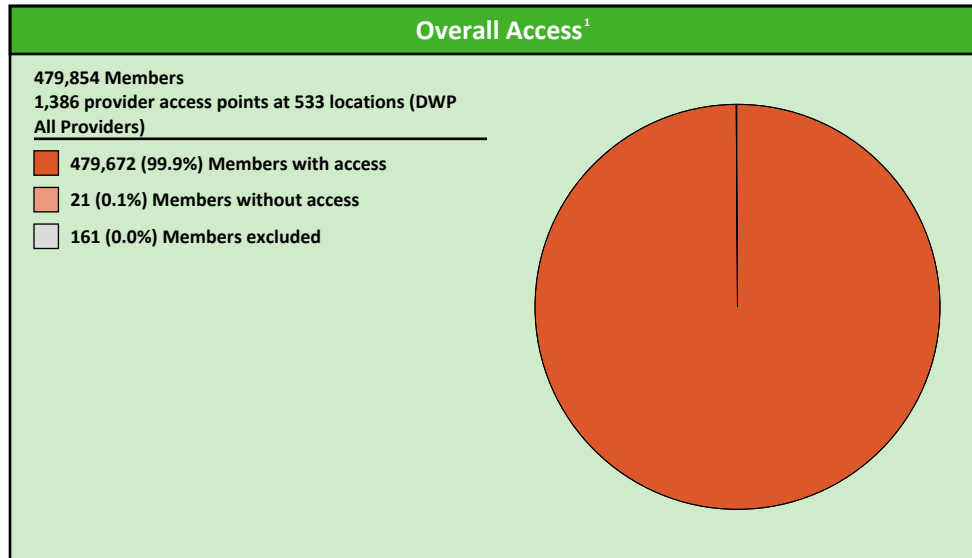
**Comparison Graph**

Percent of members with access to a choice of providers over miles

- 1st closest
- 2nd closest

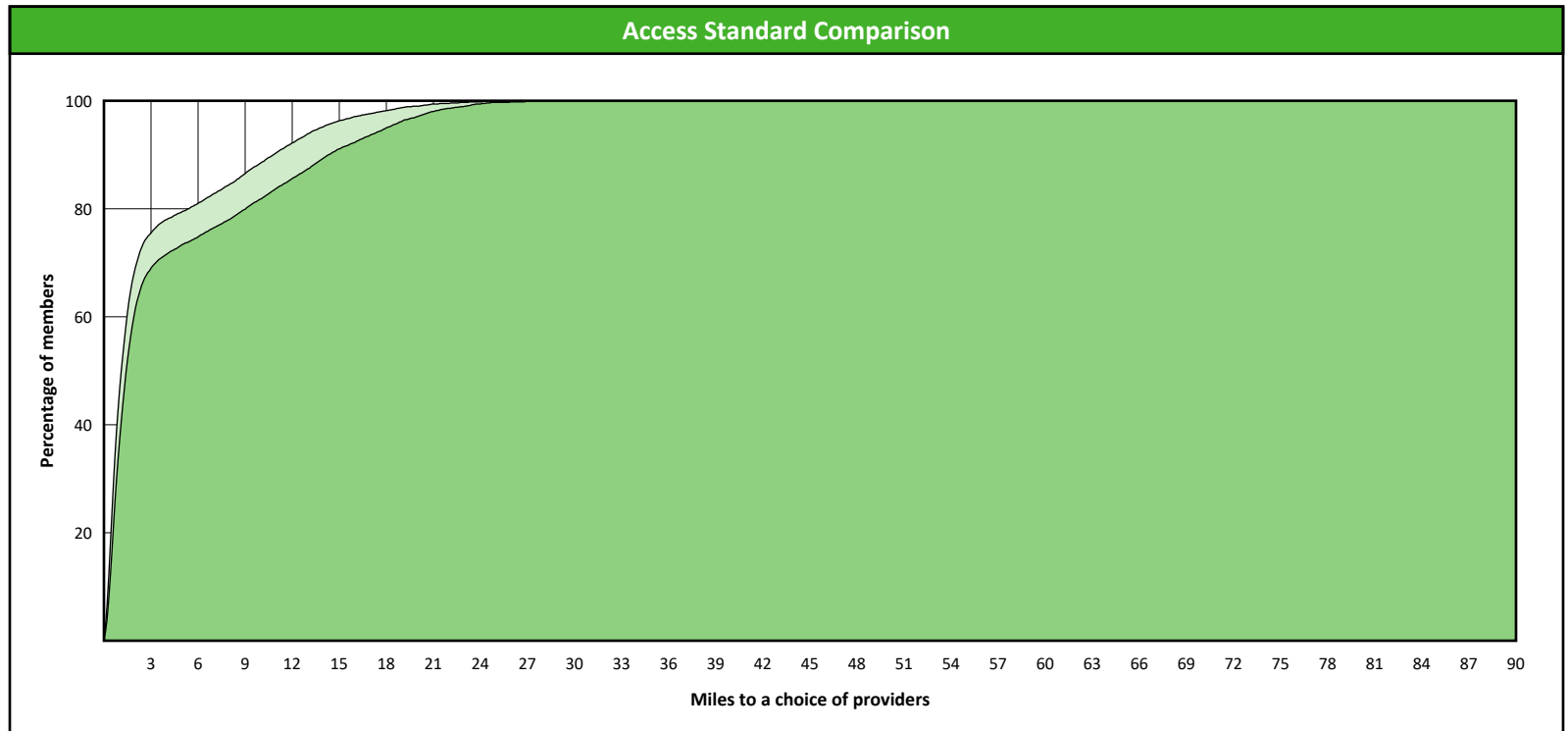
<sup>1</sup> The Access Standard is defined as (DWP Members) members accessing:

1 (DWP All Providers) provider in 90 miles and 90 minutes



### Distances/Times

	Average
Distance/Time to 1st closest provider	3.3 miles 3.6 mins
Distance/Time to 2nd closest provider	4.5 miles 5.0 mins



# Access Overview 90 Miles - Primary Care Dentist

SFY23 - Q4

**Access Analysis**

DWP Network

**Member / Provider Groups**

DWP Members

DWP Primary Care Dentist

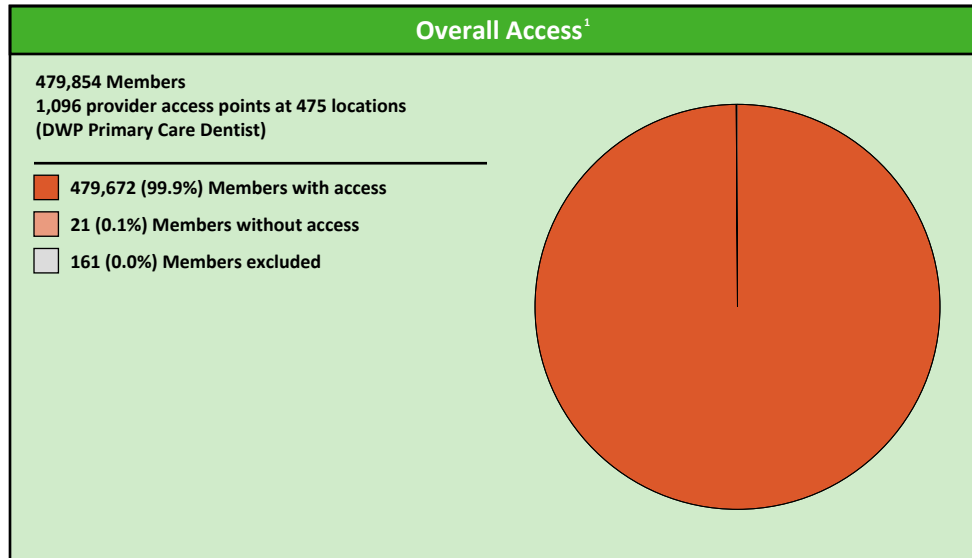
**Comparison Graph**

Percent of members with access to a choice of providers over miles

- 1st closest
- 2nd closest

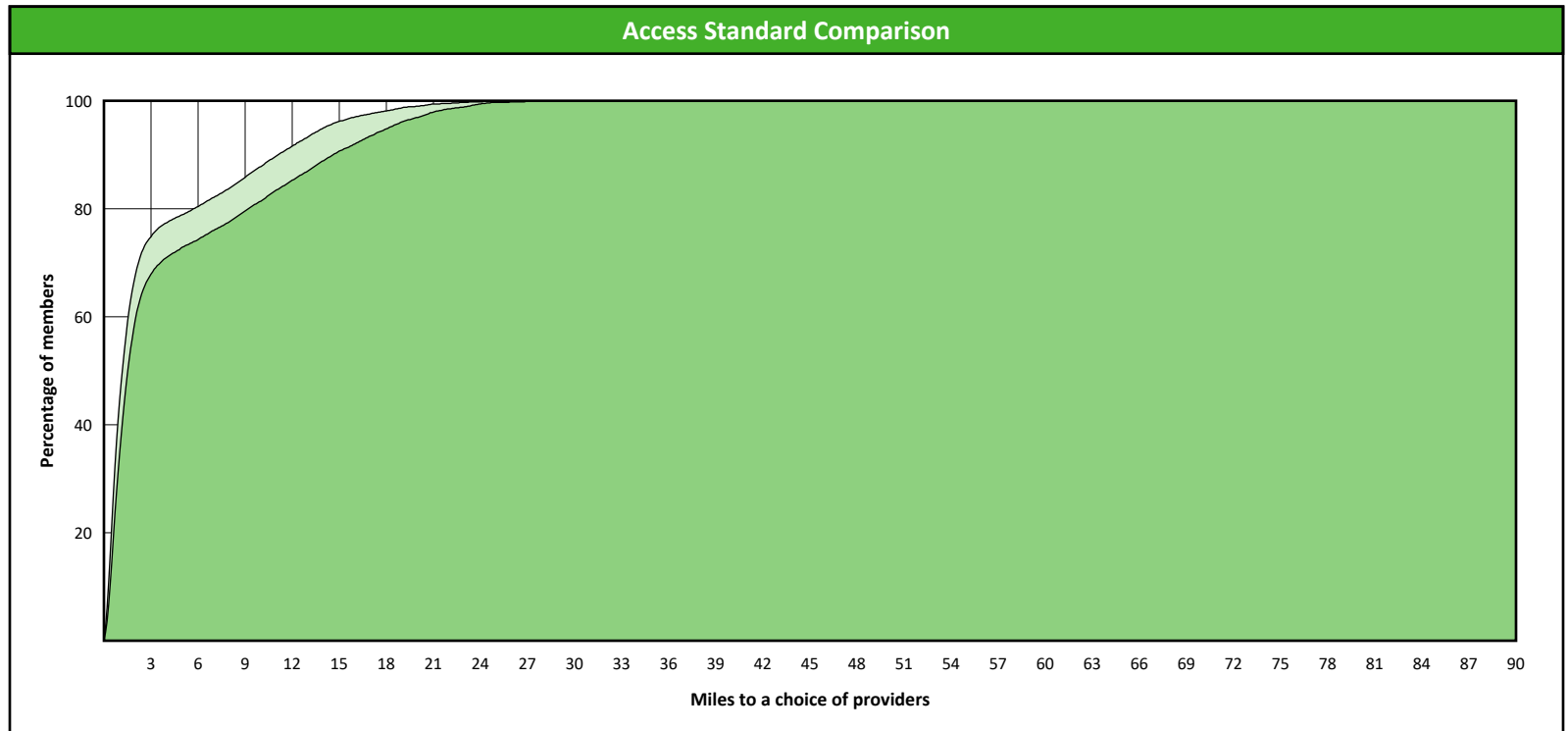
<sup>1</sup> The Access Standard is defined as (DWP Members) members accessing:

1 (DWP Primary Care Dentist) provider in 90 miles and 90 minutes



### Distances/Times

	Average
Distance/Time to 1st closest provider	3.4 miles 3.8 mins
Distance/Time to 2nd closest provider	4.6 miles 5.1 mins



## Access Overview 90 Miles - Oral Surgeon

SFY23 - Q4

**Access Analysis**

DWP Network

**Member / Provider Groups**

DWP Members

DWP Oral Surgeon


**Comparison Graph**

Percent of members with access to a choice of providers over miles

- 1st closest
- 2nd closest

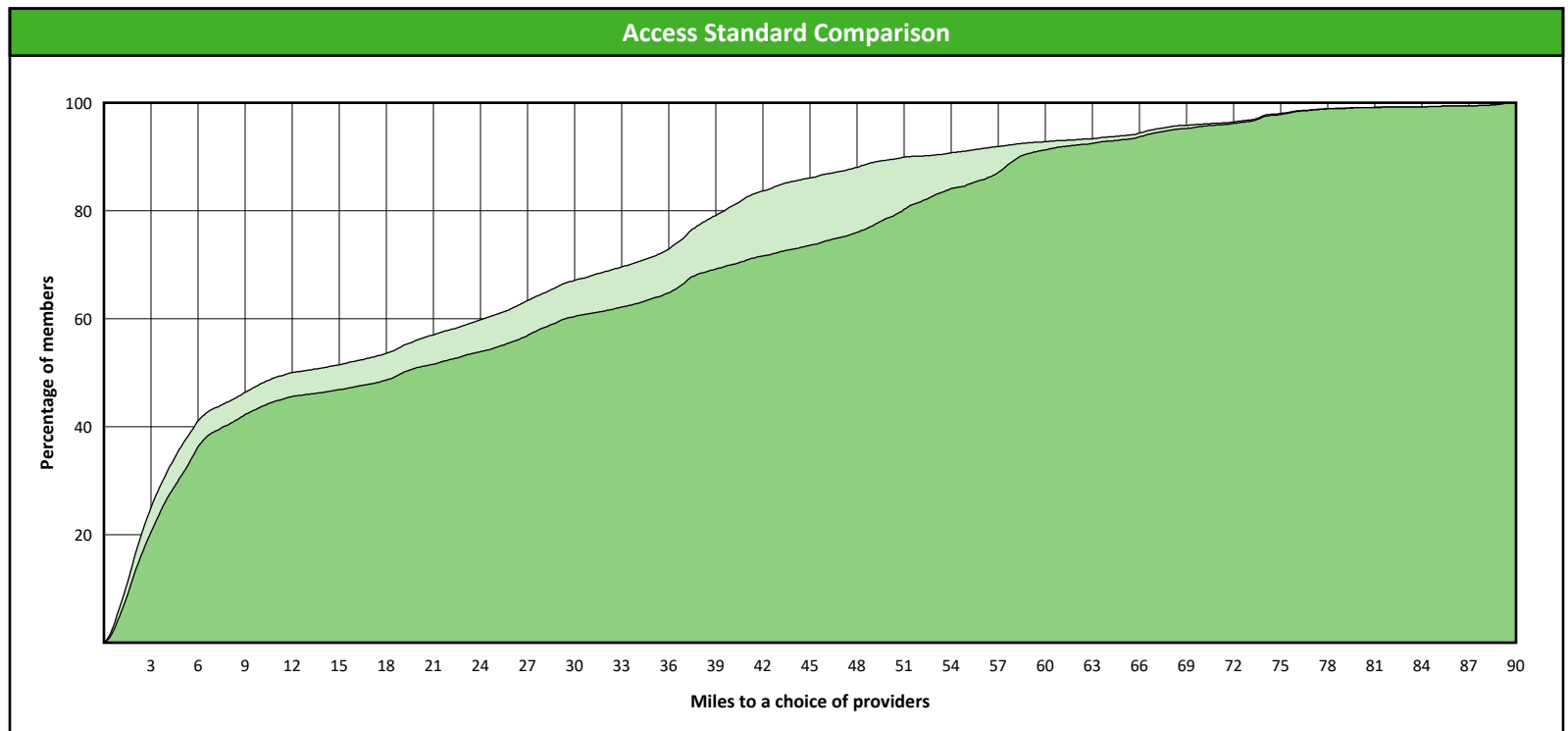
<sup>1</sup> The Access Standard is defined as (DWP Members) members accessing:

1 (DWP Oral Surgeon) provider in 90 miles and 90 minutes



### Distances/Times

	Average
Distance/Time to 1st closest provider	21.5 miles 24.7 mins
Distance/Time to 2nd closest provider	25.7 miles 30.2 mins



# Access Overview 90 Miles - Endodontist

SFY23 - Q4

**Access Analysis**

DWP Network

**Member / Provider Groups**

DWP Members

DWP Endodontist


**Comparison Graph**

Percent of members with access to a choice of providers over miles

- 1st closest
- 2nd closest

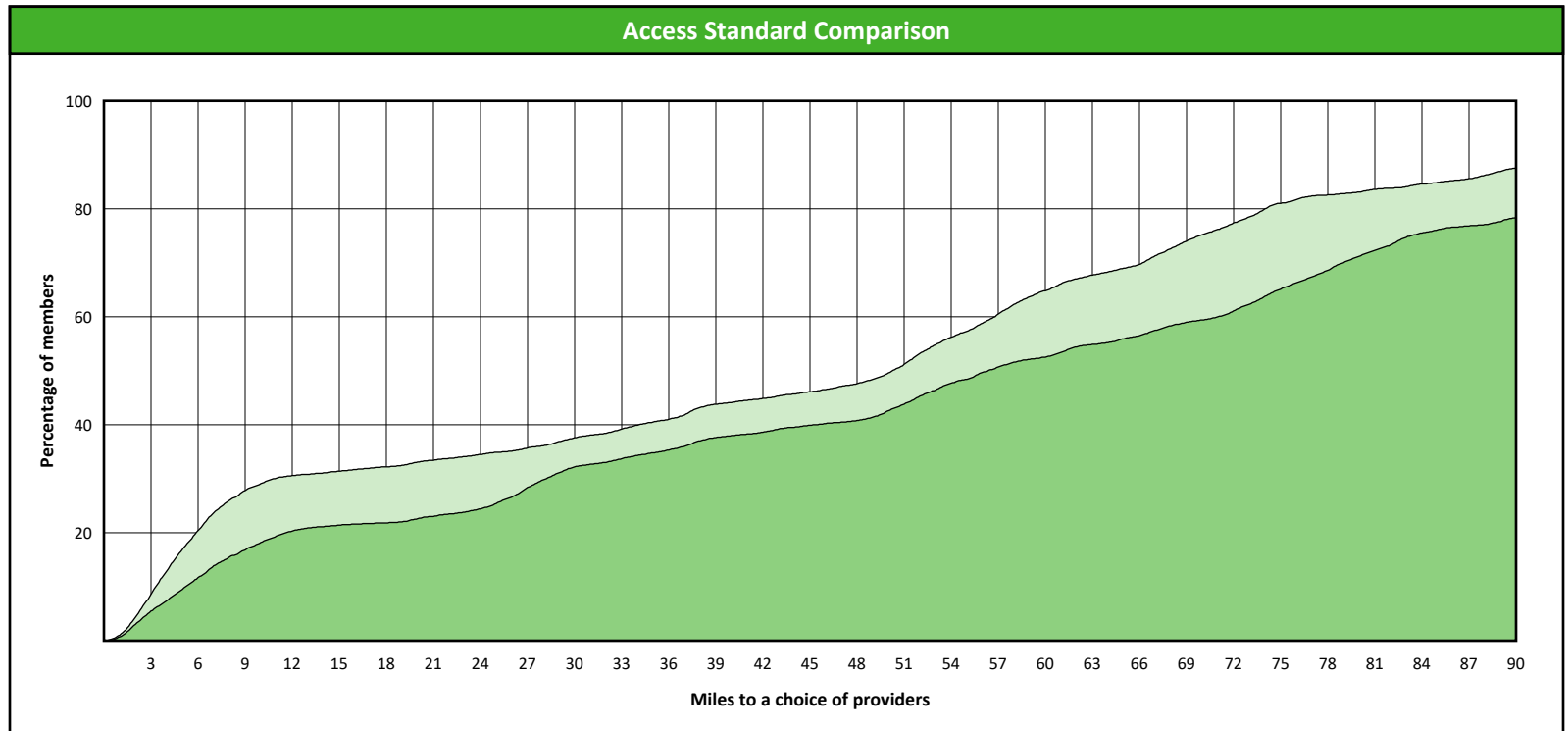
<sup>1</sup> The Access Standard is defined as (DWP Members) members accessing:

1 (DWP Endodontist) provider in 90 miles and 90 minutes



### Distances/Times

	Average
Distance/Time to 1st closest provider	46.4 miles 62.2 mins
Distance/Time to 2nd closest provider	60.0 miles 82.6 mins



## Access Overview 90 Miles - Orthodontist

SFY23 - Q4

**Access Analysis**

DWP Network

**Member / Provider Groups**

DWP Members

DWP Orthodontist

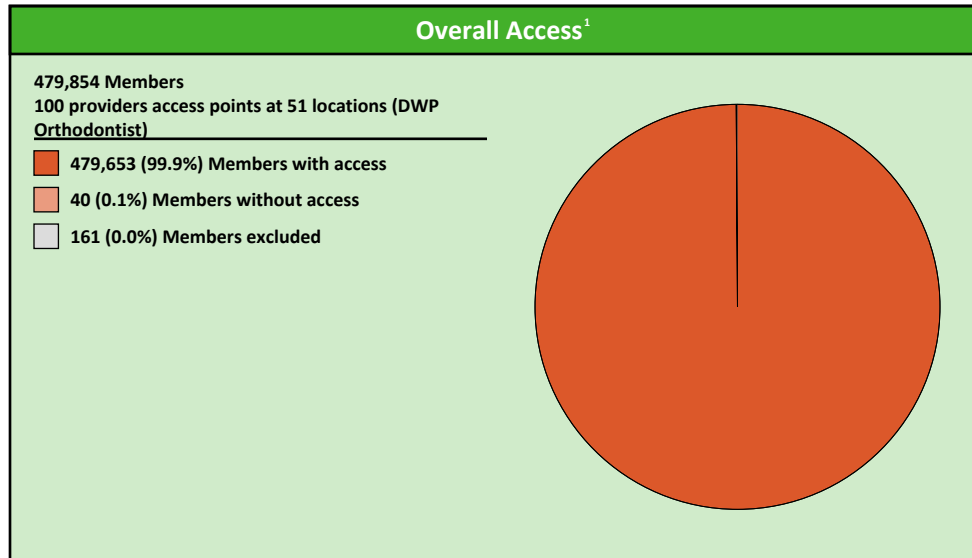
**Comparison Graph**

Percent of members with access to a choice of providers over miles

- 1st closest
- 2nd closest

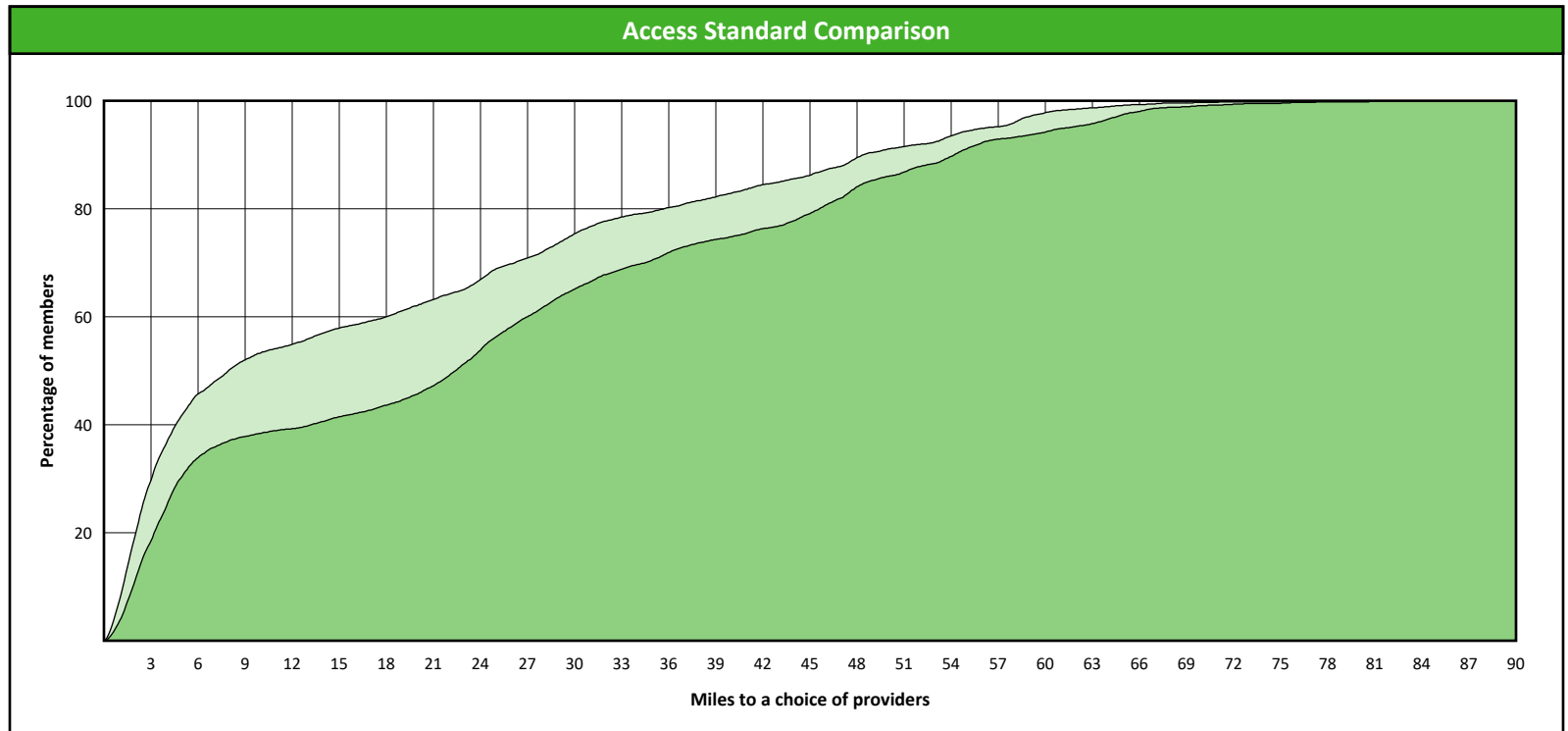
<sup>1</sup> The Access Standard is defined as (DWP Members) members accessing:

1 (DWP Orthodontist) provider in 90 miles and 90 minutes



### Distances/Times

Average	
Distance/Time to 1st closest provider	18.0 miles 20.1 mins
Distance/Time to 2nd closest provider	24.1 miles 27.2 mins



## Access Overview 90 Miles - Periodontist

SFY23 - Q4

**Access Analysis**

DWP Network

**Member / Provider Groups**

DWP Members

DWP Periodontist


**Comparison Graph**

Percent of members with access to a choice of providers over miles

- 1st closest
- 2nd closest

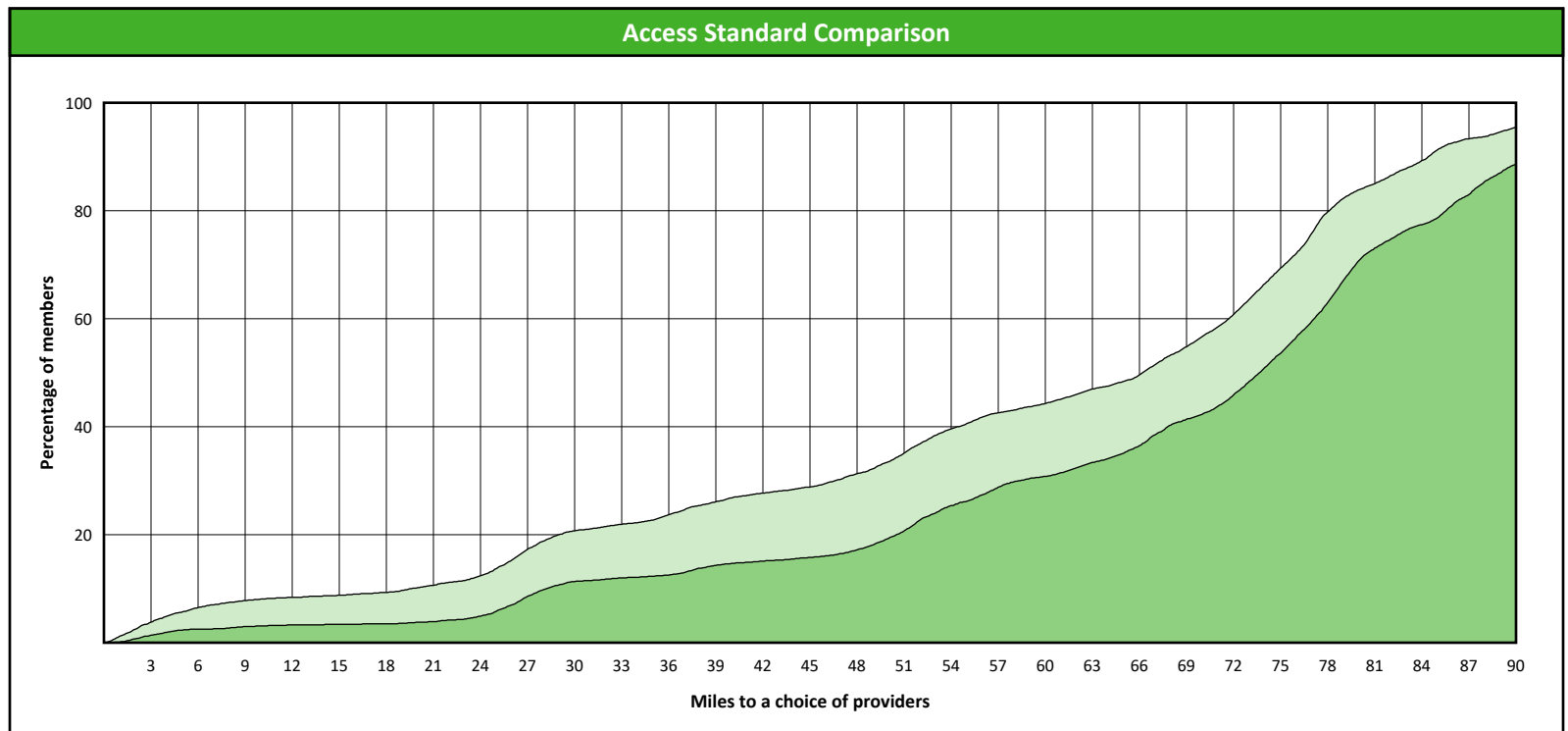
<sup>1</sup> The Access Standard is defined as (DWP Members) members accessing:

1 (DWP Periodontist) provider in 90 miles and 90 minutes



### Distances/Times

	Average
Distance/Time to 1st closest provider	57.6 miles 74.1 mins
Distance/Time to 2nd closest provider	67.9 miles 87.2 mins



## Access Overview 90 Miles - Prosthodontist

SFY23 - Q4

**Access Analysis**

DWP Network

**Member / Provider Groups**

DWP Members

DWP Prosthodontist


**Comparison Graph**

Percent of members with access to a choice of providers over miles

- 1st closest
- 2nd closest

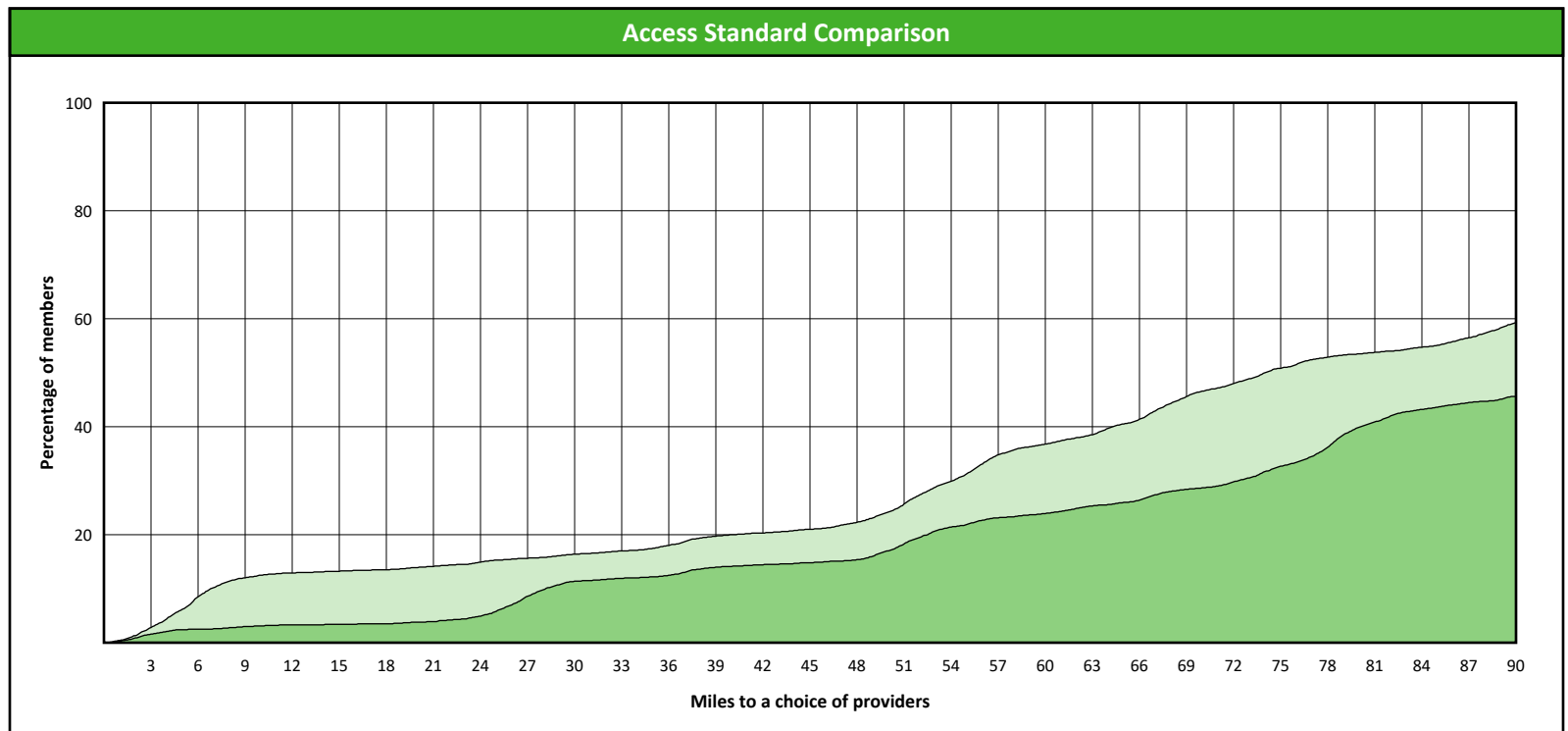
<sup>1</sup> The Access Standard is defined as (DWP Members) members accessing:

1 (DWP Prosthodontist) provider in 90 miles and 90 minutes



### Distances/Times

	Average
Distance/Time to 1st closest provider	73.0 miles 98.9 mins
Distance/Time to 2nd closest provider	106.9 miles 149.8 mins



# DWP Primary Care Dentist Access Map

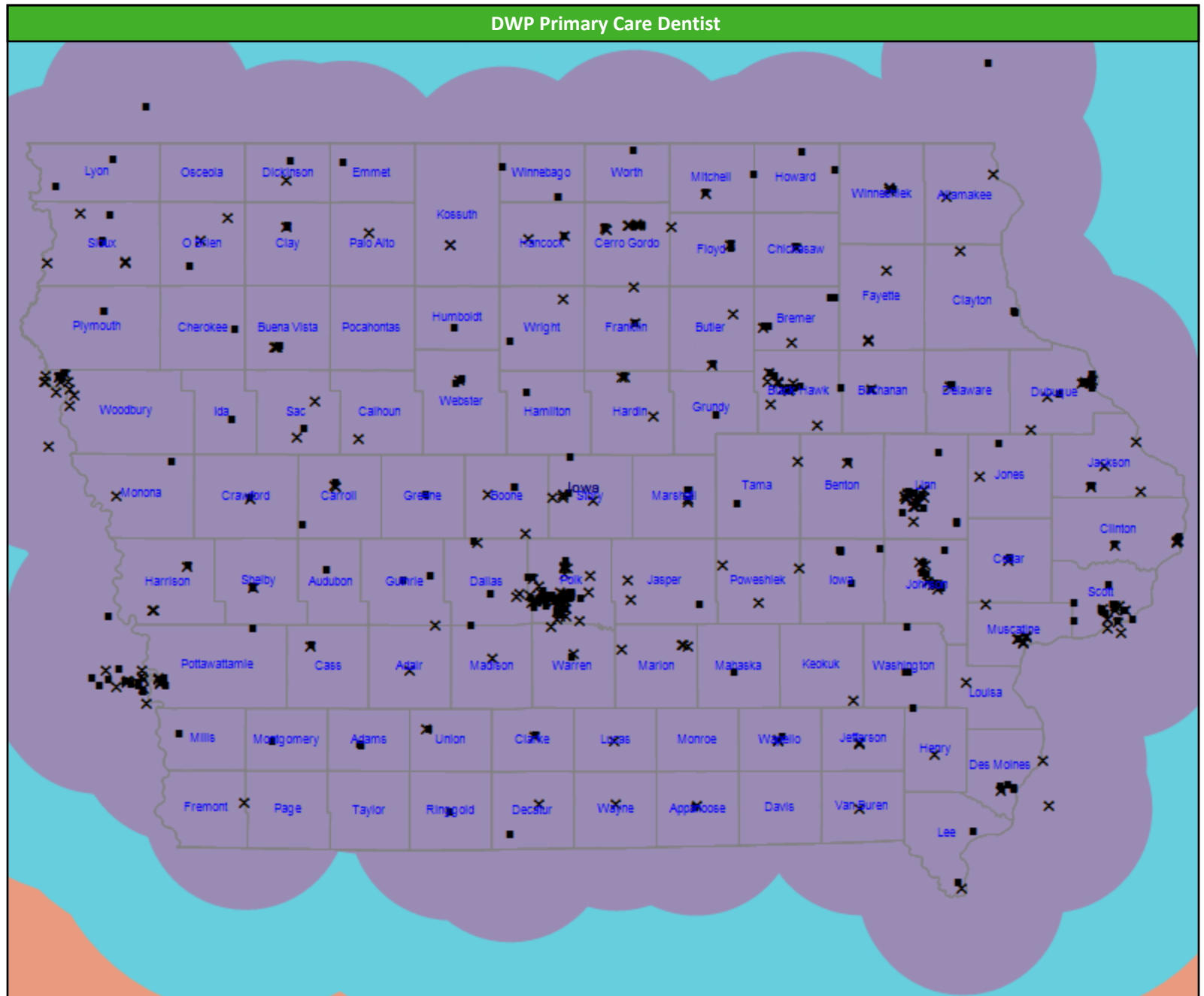
SFY23 - Q4

## DWP Primary Care Dentist

1,096 providers at 475 locations

- Single providers (228)
- ✕ Multiple providers (247)
- 30 mile radius
- 60 mile radius
- 90 mile radius

41.42 miles





# DWP Oral Surgeon Access Map

SFY23 - Q4

## DWP Oral Surgeon

145 providers at 39 locations

- Single providers (9)
- ✕ Multiple providers (30)
- 30 mile radius
- 60 mile radius
- 90 mile radius

41.42 miles



# DWP Endodontist Access Map

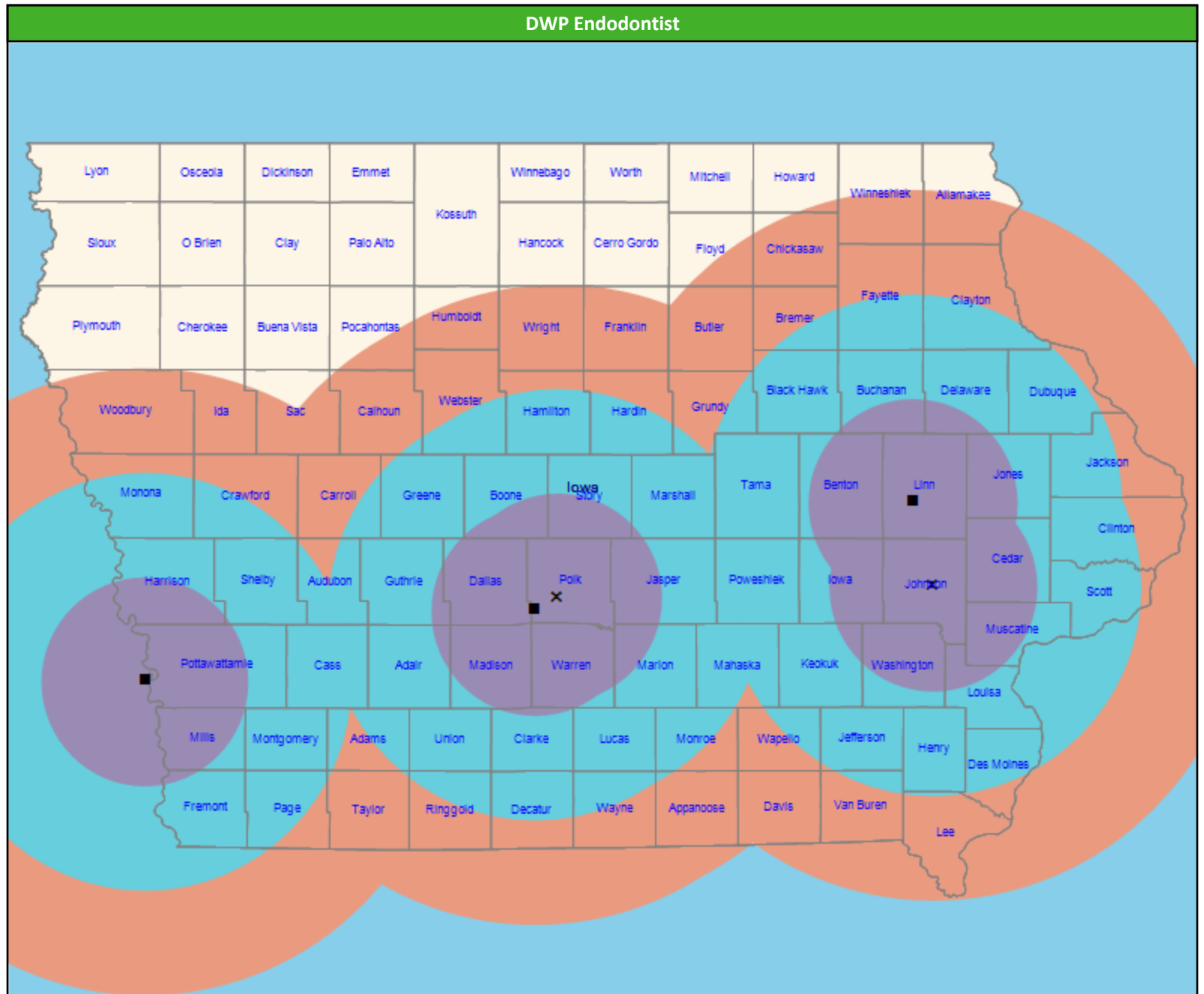
SFY23 - Qr

## DWP Endodontist

10 providers at 5 locations

- Single providers (3)
- ✕ Multiple providers (2)
- 30 mile radius
- 60 mile radius
- 90 mile radius

41.42 miles



# DWP Periodontist Access Map

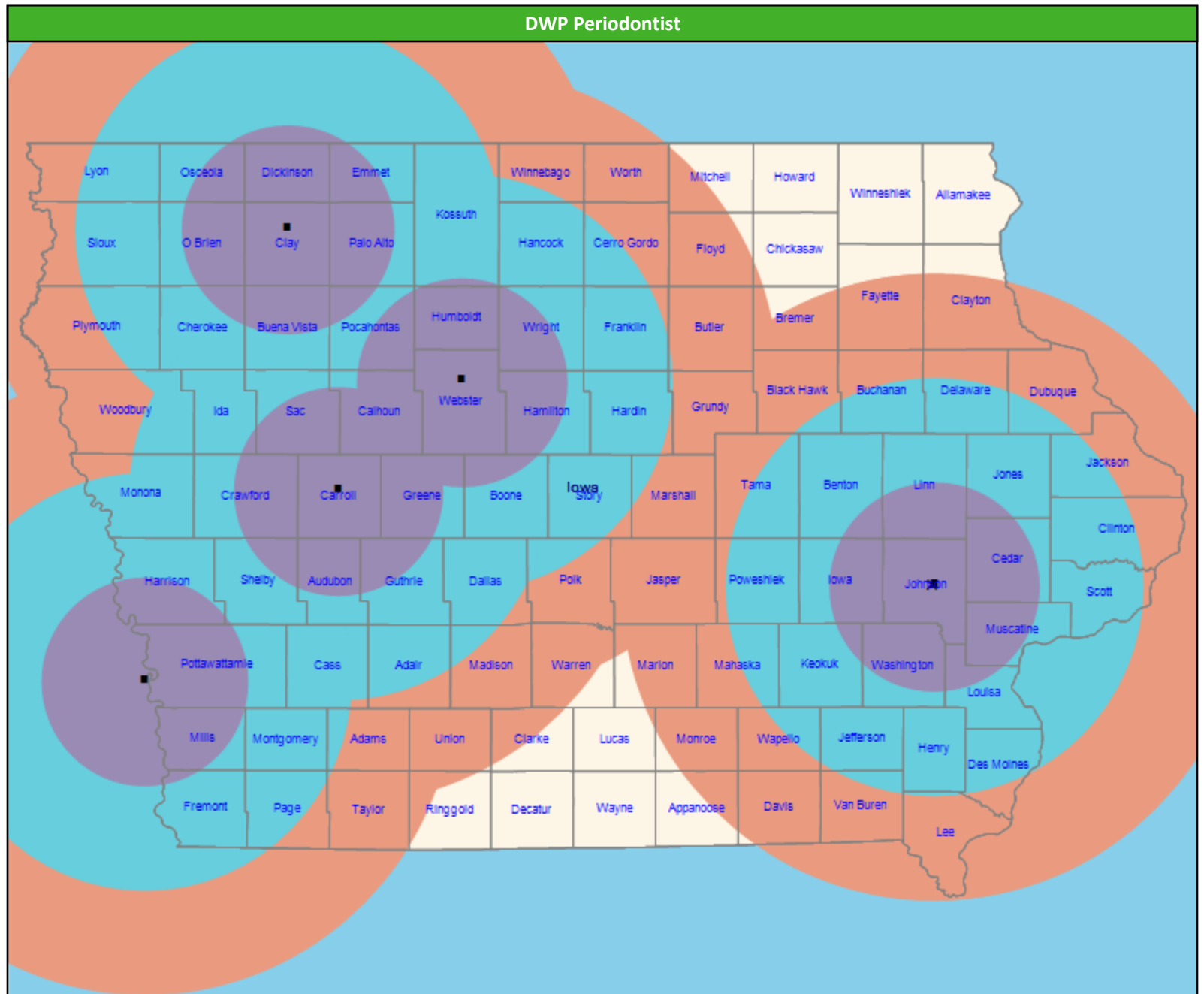
SFY23 - Q4

## DWP Periodontist

12 providers at 6 locations

- Single providers (5)
- ✕ Multiple providers (1)
- 30 mile radius
- 60 mile radius
- 90 mile radius

41.42 miles



# DWP Prosthodontist Access Map

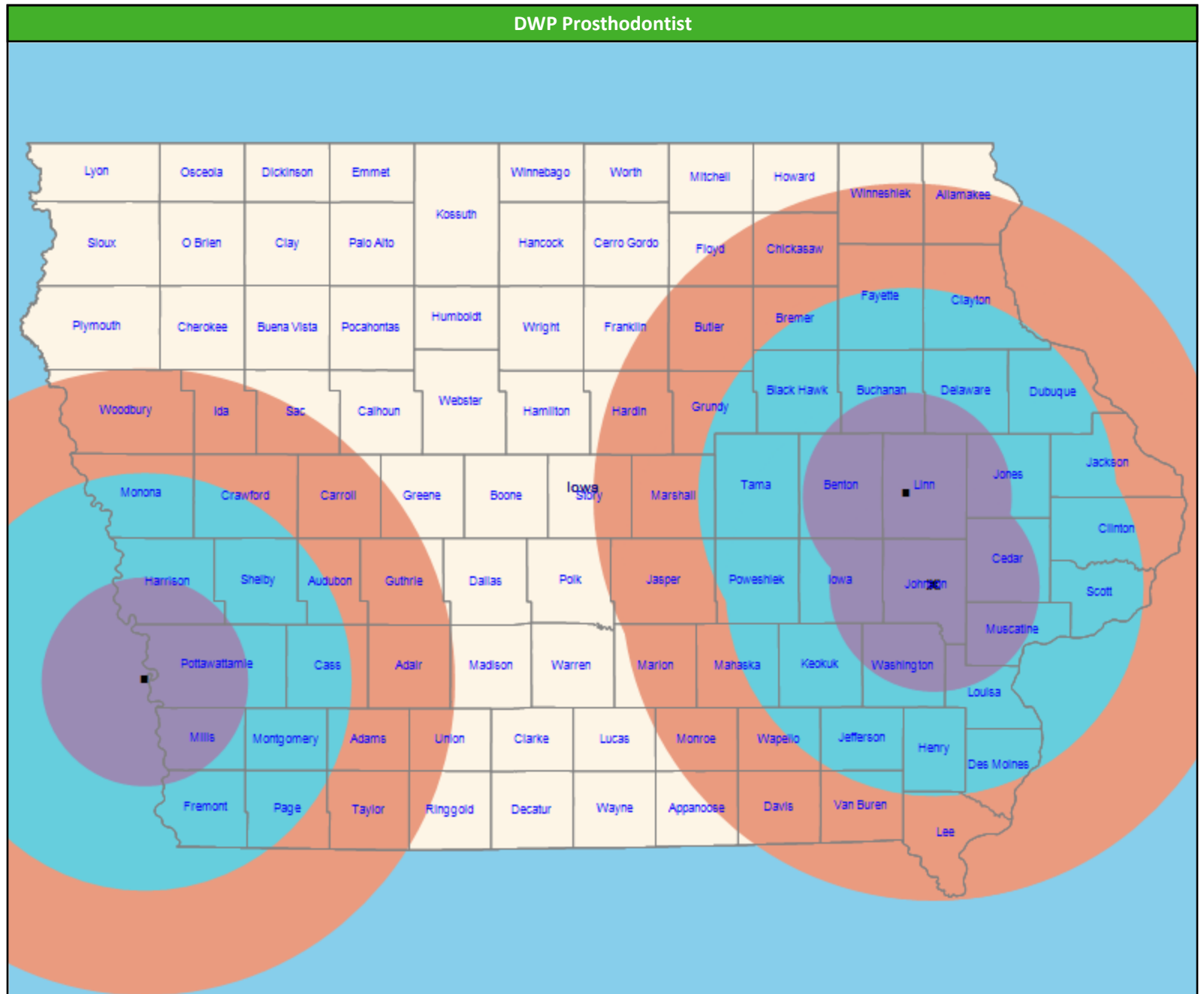
SFY23 - Q4

## DWP Prosthodontist

22 providers at 4 locations

- Single providers (2)
- × Multiple providers (2)
- 30 mile radius
- 60 mile radius
- 90 mile radius

41.42 miles



# DWP Orthodontist Access Map

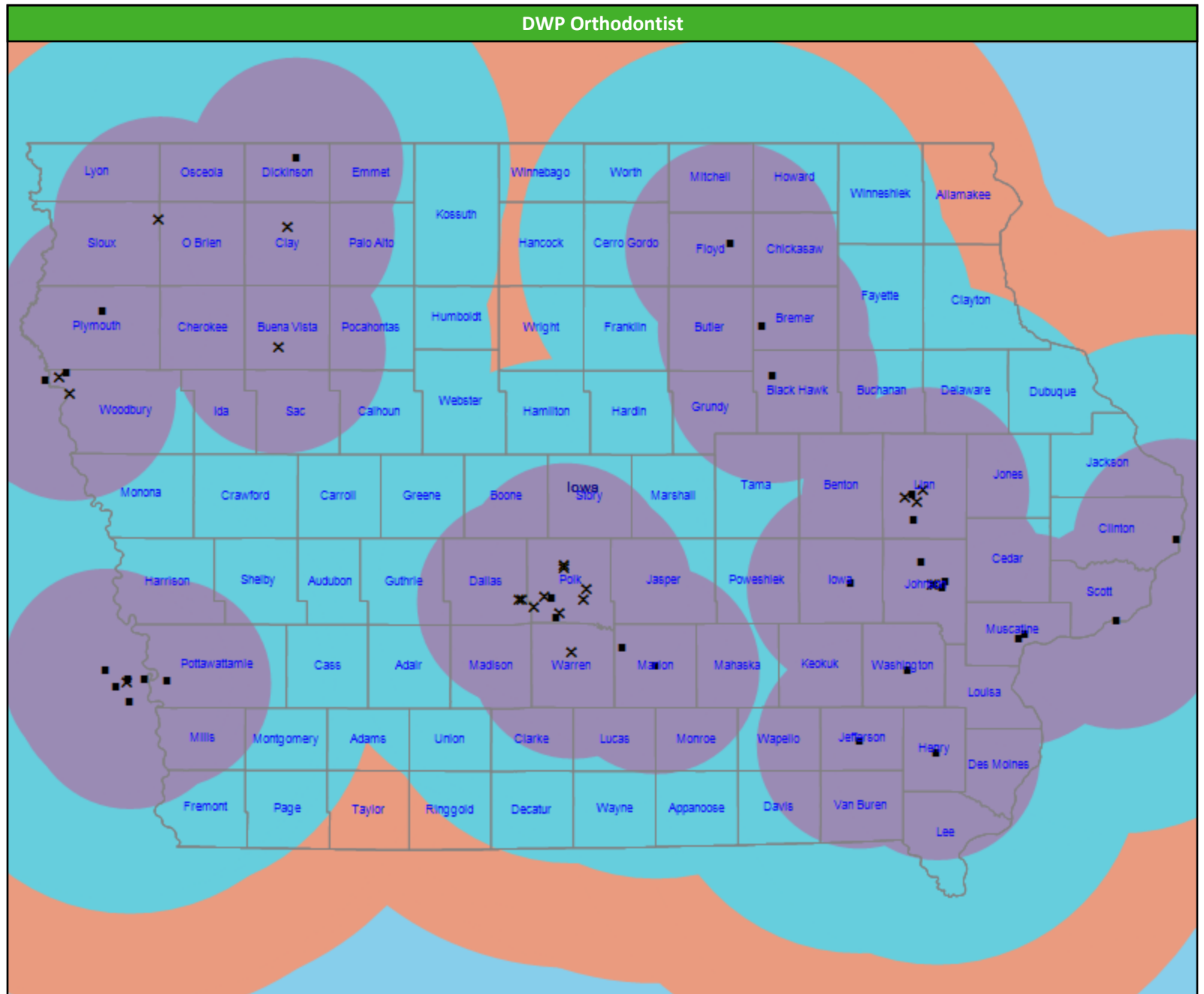
SFY23 - Q4

## DWP Orthodontist

100 providers at 51 locations

- Single providers (30)
- ✕ Multiple providers (21)
- 30 mile radius
- 60 mile radius
- 90 mile radius

41.42 miles



### Access Summary By State

SFY23 - Q4

**Access Analysis**

DWP Network

**Member Group**

DWP Members

**Provider Group**

- DWP All Providers
- DWP Primary Care Dentist
- DWP Oral Surgeon
- DWP Endodontist
- DWP Orthodontist
- DWP Periodontist
  
- DWP Prosthodontist

<sup>1</sup> Provider counts represent:

- P: Unique providers
- L: Unique provider locations

\*\* These records have been excluded from the analysis because of invalid zip codes.

All Members												
Member		Provider		With Access		Without Access		Counts <sup>1</sup>		Average Distance		Average Time
Group	#	Group	Standard	#	%	#	%	P	L	1	2	1
DWP Members	479,693	DWP All Providers	1 in 30 miles and 3...	479,600	99.9	93	0.1	1,386	533	3.3	4.5	3.6
		DWP Primary Car...	1 in 30 miles and 3...	479,600	99.9	93	0.1	1,096	475	3.4	4.6	3.8
		DWP Primary Car...	1 in 60 miles and 6...	479,672	99.9	21	0.1	1,096	475	3.4	4.6	3.8
		DWP Primary Car...	1 in 90 miles and 9...	479,672	99.9	21	0.1	1,096	475	3.4	4.6	3.8
		DWP Oral Surgeon	1 in 30 miles and 3...	304,387	63.5	175,306	36.5	145	39	21.5	25.7	24.7
		DWP Oral Surgeon	1 in 60 miles and 6...	434,328	90.5	45,365	9.5	145	39	21.5	25.7	24.7
		DWP Oral Surgeon	1 in 90 miles and 9...	473,650	98.7	6,043	1.3	145	39	21.5	25.7	24.7
		DWP Endodontist	1 in 30 miles and 3...	163,990	34.2	315,703	65.8	10	5	46.4	60.0	62.2
		DWP Endodontist	1 in 60 miles and 6...	224,493	46.8	255,200	53.2	10	5	46.4	60.0	62.2
		DWP Endodontist	1 in 90 miles and 9...	345,302	72.0	134,391	28.0	10	5	46.4	60.0	62.2
		DWP Orthodontist	1 in 30 miles and 3...	341,964	71.3	137,729	28.7	100	51	18.0	24.1	20.1
		DWP Orthodontist	1 in 60 miles and 6...	451,093	94.0	28,600	6.0	100	51	18.0	24.1	20.1
		DWP Orthodontist	1 in 90 miles and 9...	479,653	99.9	40	0.1	100	51	18.0	24.1	20.1
		DWP Periodontist	1 in 30 miles and 3...	59,792	12.5	419,901	87.5	12	6	57.6	67.9	74.1
		DWP Periodontist	1 in 60 miles and 6...	155,384	32.4	324,309	67.6	12	6	57.6	67.9	74.1
		DWP Periodontist	1 in 90 miles and 9...	297,236	62.0	182,457	38.0	12	6	57.6	67.9	74.1
		DWP Prosthodo...	1 in 30 miles and 3...	71,064	14.8	408,629	85.2	22	4	73.0	106.9	98.9
		DWP Prosthodo...	1 in 60 miles and 6...	103,480	21.6	376,213	78.4	22	4	73.0	106.9	98.9
		DWP Prosthodo...	1 in 90 miles and 9...	197,992	41.3	281,701	58.7	22	4	73.0	106.9	98.9

Key Geographic Areas										
State Name	Member	Provider		With Access		Without Access		Average Distance		Average Time
	#	Group	Standard	#	%	#	%	1	2	1
Iowa	479,656	DWP All Providers	1 in 30 miles and 30 mins	479,588	99.9	68	0.1	3.2	4.4	3.6
		DWP Primary Care	1 in 30 miles and 30 mins	479,588	99.9	68	0.1	3.3	4.6	3.7
		DWP Primary Care	1 in 60 miles and 60 mins	479,656	100.0	0	0.0	3.3	4.6	3.7
		DWP Primary Care	1 in 90 miles and 90 mins	479,656	100.0	0	0.0	3.3	4.6	3.7
		DWP Oral Surgeon	1 in 30 miles and 30 mins	304,382	63.5	175,274	36.5	21.5	25.7	24.7
		DWP Oral Surgeon	1 in 60 miles and 60 mins	434,316	90.5	45,340	9.5	21.5	25.7	24.7
		DWP Oral Surgeon	1 in 90 miles and 90 mins	473,636	98.7	6,020	1.3	21.5	25.7	24.7
		DWP Endodontist	1 in 30 miles and 30 mins	163,987	34.2	315,669	65.8	46.4	60.0	62.1
		DWP Endodontist	1 in 60 miles and 60 mins	224,490	46.8	255,166	53.2	46.4	60.0	62.1
		DWP Endodontist	1 in 90 miles and 90 mins	345,298	72.0	134,358	28.0	46.4	60.0	62.1
		DWP Orthodontist	1 in 30 miles and 30 mins	341,960	71.3	137,696	28.7	17.9	24.0	20.1
		DWP Orthodontist	1 in 60 miles and 60 mins	451,083	94.0	28,573	6.0	17.9	24.0	20.1
		DWP Orthodontist	1 in 90 miles and 90 mins	479,639	99.9	17	0.1	17.9	24.0	20.1
		DWP Periodontist	1 in 30 miles and 30 mins	59,789	12.5	419,867	87.5	57.6	67.9	74.1
		DWP Periodontist	1 in 60 miles and 60 mins	155,381	32.4	324,275	67.6	57.6	67.9	74.1
		DWP Periodontist	1 in 90 miles and 90 mins	297,229	62.0	182,427	38.0	57.6	67.9	74.1

### Access Summary By City

SFY23 - Q4

**Access Analysis**

DWP Network

**Member Group**

DWP Members

**Provider Group**

- DWP All Providers
- DWP Primary Care Dentist
- DWP Oral Surgeon DWP Endodontist
- DWP Orthodontist
- DWP Periodontist
- DWP Prosthodontist

<sup>1</sup> Provider counts represent:

- P: Unique providers
- L: Unique provider locations

\*\* These records have been excluded from the analysis because of invalid zip codes.

All Members												
Member		Provider		With Access		Without Access		Counts <sup>1</sup>		Average Distance		Average Time
Group	#	Group	Standard	#	%	#	%	P	L	1	2	1
DWP Members	479,693	DWP All Providers	1 in 30 miles and 3...	479,600	99.9	93	0.1	1,386	533	3.3	4.5	3.6
		DWP Primary Ca...	1 in 30 miles and 3...	479,600	99.9	93	0.1	1,096	475	3.4	4.6	3.8
		DWP Primary Ca...	1 in 60 miles and 6...	479,672	99.9	21	0.1	1,096	475	3.4	4.6	3.8
		DWP Primary Ca...	1 in 90 miles and 9...	479,672	99.9	21	0.1	1,096	475	3.4	4.6	3.8
		DWP Oral Surgeon	1 in 30 miles and 3...	304,387	63.5	175,306	36.5	145	39	21.5	25.7	24.7
		DWP Oral Surgeon	1 in 60 miles and 6...	434,328	90.5	45,365	9.5	145	39	21.5	25.7	24.7
		DWP Oral Surgeon	1 in 90 miles and 9...	473,650	98.7	6,043	1.3	145	39	21.5	25.7	24.7
		DWP Endodontist	1 in 30 miles and 3...	163,990	34.2	315,703	65.8	10	5	46.4	60.0	62.2
		DWP Endodontist	1 in 60 miles and 6...	224,493	46.8	255,200	53.2	10	5	46.4	60.0	62.2
		DWP Endodontist	1 in 90 miles and 9...	345,302	72.0	134,391	28.0	10	5	46.4	60.0	62.2
		DWP Orthodontist	1 in 30 miles and 3...	341,964	71.3	137,729	28.7	100	51	18.0	24.1	20.1
		DWP Orthodontist	1 in 60 miles and 6...	451,093	94.0	28,600	6.0	100	51	18.0	24.1	20.1
		DWP Orthodontist	1 in 90 miles and 9...	479,653	99.9	40	0.1	100	51	18.0	24.1	20.1
		DWP Periodontist	1 in 30 miles and 3...	59,792	12.5	419,901	87.5	12	6	57.6	67.9	74.1
		DWP Periodontist	1 in 60 miles and 6...	155,384	32.4	324,309	67.6	12	6	57.6	67.9	74.1
		DWP Periodontist	1 in 90 miles and 9...	297,236	62.0	182,457	38.0	12	6	57.6	67.9	74.1
		DWP Prosthodo...	1 in 30 miles and 3...	71,064	14.8	408,629	85.2	22	4	73.0	106.9	98.9
		DWP Prosthodo...	1 in 60 miles and 6...	103,480	21.6	376,213	78.4	22	4	73.0	106.9	98.9
		DWP Prosthodo...	1 in 90 miles and 9...	197,992	41.3	281,701	58.7	22	4	73.0	106.9	98.9

Key Geographic Areas										
City	Member	Provider		With Access		Without Access		Average Distance		Average Time
	#	Group	Standard	#	%	#	%	1	2	1
Des Moines, IA	51,610	DWP All Providers	1 in 30 miles and 30 mins	51,610	100.0	0	0.0	0.8	1.0	1.3
		DWP Primary Care	1 in 30 miles and 30 mins	51,610	100.0	0	0.0	0.9	1.1	1.3
		DWP Primary Care	1 in 60 miles and 60 mins	51,610	100.0	0	0.0	0.9	1.1	1.3
		DWP Primary Care	1 in 90 miles and 90 mins	51,610	100.0	0	0.0	0.9	1.1	1.3
		DWP Oral Surgeon	1 in 30 miles and 30 mins	51,597	99.9	13	0.1	5.5	5.5	8.1
		DWP Oral Surgeon	1 in 60 miles and 60 mins	51,603	99.9	7	0.1	5.5	5.5	8.1
		DWP Oral Surgeon	1 in 90 miles and 90 mins	51,607	99.9	3	0.1	5.5	5.5	8.1
		DWP Endodontist	1 in 30 miles and 30 mins	51,590	99.9	20	0.1	4.3	4.3	7.5
		DWP Endodontist	1 in 60 miles and 60 mins	51,592	99.9	18	0.1	4.3	4.3	7.5
		DWP Endodontist	1 in 90 miles and 90 mins	51,598	99.9	12	0.1	4.3	4.3	7.5
		DWP Orthodontist	1 in 30 miles and 30 mins	51,597	99.9	13	0.1	3.0	3.6	4.7
		DWP Orthodontist	1 in 60 miles and 60 mins	51,604	99.9	6	0.1	3.0	3.6	4.7
		DWP Orthodontist	1 in 90 miles and 90 mins	51,610	100.0	0	0.0	3.0	3.6	4.7
		DWP Periodontist	1 in 30 miles and 30 mins	8	0.1	51,602	99.9	74.2	77.2	96.5
		DWP Periodontist	1 in 60 miles and 60 mins	10	0.1	51,600	99.9	74.2	77.2	96.5
		DWP Periodontist	1 in 90 miles and 90 mins	14,468	28.0	37,142	72.0	74.2	77.2	96.5