

Network Access Analysis

Dental Wellness Plan

Delta Dental of Iowa

SFY23 - Q4

Contents

Report Contents

Access Overview 30 Miles 3
DWP Members: DWP All Providers, DWP Members: DWP Primary Care Dentist, DWP Members: DWP Oral Surgeon, DWP Members: DWP Endodontist, DWP Members: DWP Orthodontist, DWP Members: DWP Periodontist, DWP Members: DWP Prosthodontist

Access Overview 60 Miles 10
DWP Members: DWP All Providers, DWP Members: DWP Primary Care Dentist, DWP Members: DWP Oral Surgeon, DWP Members: DWP Endodontist, DWP Members: DWP Orthodontist, DWP Members: DWP Periodontist, DWP Members: DWP Prosthodontist

Access Overview 90 Miles 17
DWP Members: DWP All Providers, DWP Members: DWP Primary Care Dentist, DWP Members: DWP Oral Surgeon, DWP Members: DWP Endodontist, DWP Members: DWP Orthodontist, DWP Members: DWP Periodontist, DWP Members: DWP Prosthodontist

DWP General Dentist Access Map 24

DWP Oral Surgeon Access Map 25

DWP Endodontist Access Map 26

DWP Periodontist Access Map 27

DWP Prosthodontist Access Map 28

DWP Orthodontist Access Map 29

Access Summary By State 30
DWP Members: DWP General Dentist, DWP Members: DWP General Dentist, DWP Members: DWP Primary Care Dentist, DWP Members: DWP Oral Surgeon, DWP Members: DWP Oral Surgeon, DWP Members: DWP Oral Surgeon, DWP Members: DWP Endodontist, DWP Members: DWP Endodontist, DWP Members: DWP Endodontist, DWP Members: DWP Periodontist, DWP Members: DWP Periodontist, DWP Members: DWP Periodontist, DWP Members: DWP Prosthodontist, DWP Members: DWP Prosthodontist, DWP Members: DWP Prosthodontist, DWP Members: DWP Orthodontist, DWP Members: DWP Orthodontist, DWP Members: DWP Orthodontist, DWP Members: DWP All Providers

Access Summary By City 31
DWP Members: DWP Primary Care Dentist, DWP Members: DWP Primary Care Dentist, DWP Members: DWP Primary Care Dentist, DWP Members: DWP Oral Surgeon, DWP Members: DWP Oral Surgeon, DWP Members: DWP Oral Surgeon, DWP Members: DWP Endodontist, DWP Members: DWP Endodontist, DWP Members: DWP Endodontist, DWP Members: DWP Periodontist, DWP Members: DWP Periodontist, DWP Members: DWP Periodontist, DWP Members: DWP Prosthodontist, DWP Members: DWP Prosthodontist, DWP Members: DWP Prosthodontist, DWP Members: DWP Orthodontist, DWP Members: DWP Orthodontist, DWP Members: DWP Orthodontist, DWP Members: DWP All Providers

Access Overview 30 Miles

July 25, 2023

Access Analysis

DWP Network

Member / Provider Groups

DWP Members

DWP All Providers


Comparison Graph

Percent of members with access to a choice of providers over miles

- 1st closest
- 2nd closest

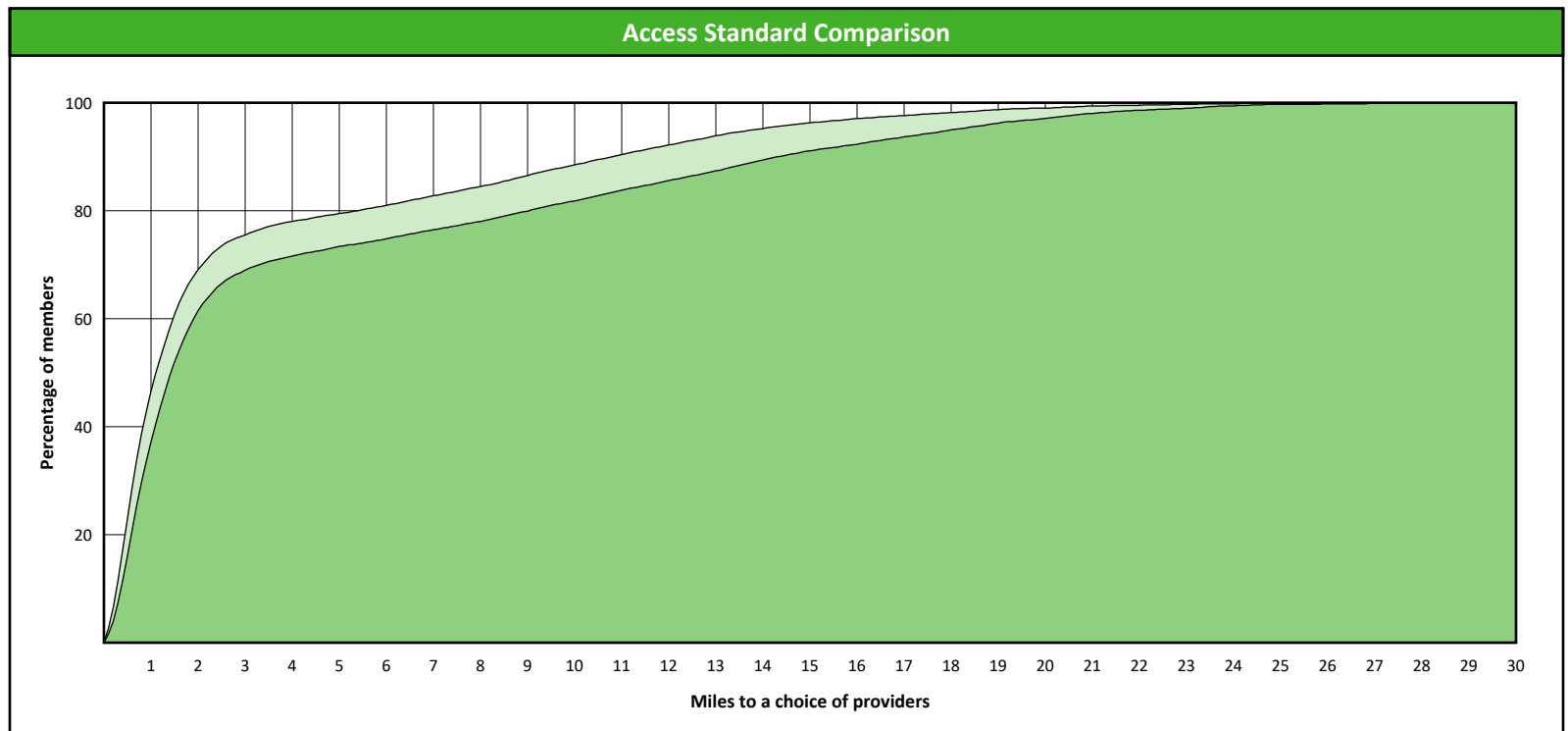
¹ The Access Standard is defined as (DWP Members) members accessing:

1 (DWP All Providers) provider in 30 miles and 30 minutes



Distances/Times

Average	
Distance/Time to 1st closest provider	3.3 miles 3.6 mins
Distance/Time to 2nd closest provider	4.5 miles 5.0 mins



Access Overview 30 Miles

July 25, 2023

Access Analysis

DWP Network

Member / Provider Groups

DWP Members

DWP General Dentist

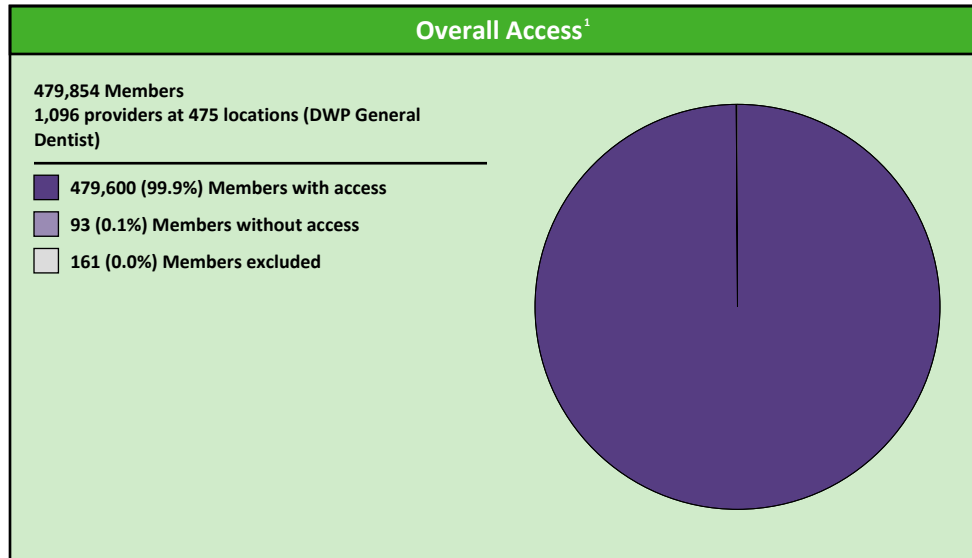
Comparison Graph

Percent of members with access to a choice of providers over miles

- 1st closest
- 2nd closest

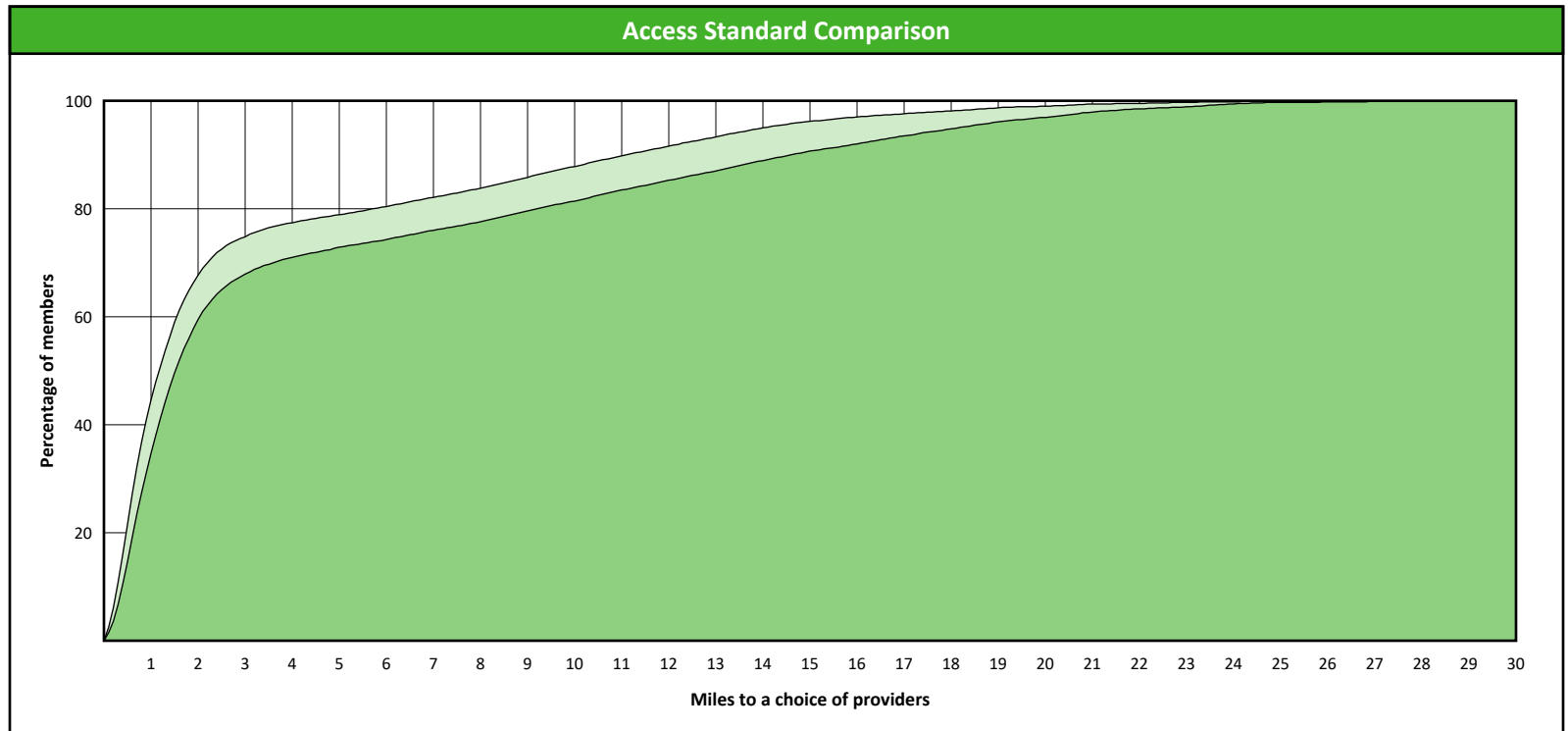
¹ The Access Standard is defined as (DWP Members) members accessing:

1 (DWP General Dentist) provider in 30 miles and 30 minutes



Distances/Times

	Average
Distance/Time to 1st closest provider	3.4 miles 3.8 mins
Distance/Time to 2nd closest provider	4.6 miles 5.1 mins



Access Overview 30 Miles

July 25, 2023

Access Analysis

DWP Network

Member / Provider Groups

DWP Members

DWP Oral Surgeon


Comparison Graph

Percent of members with access to a choice of providers over miles

- 1st closest
- 2nd closest

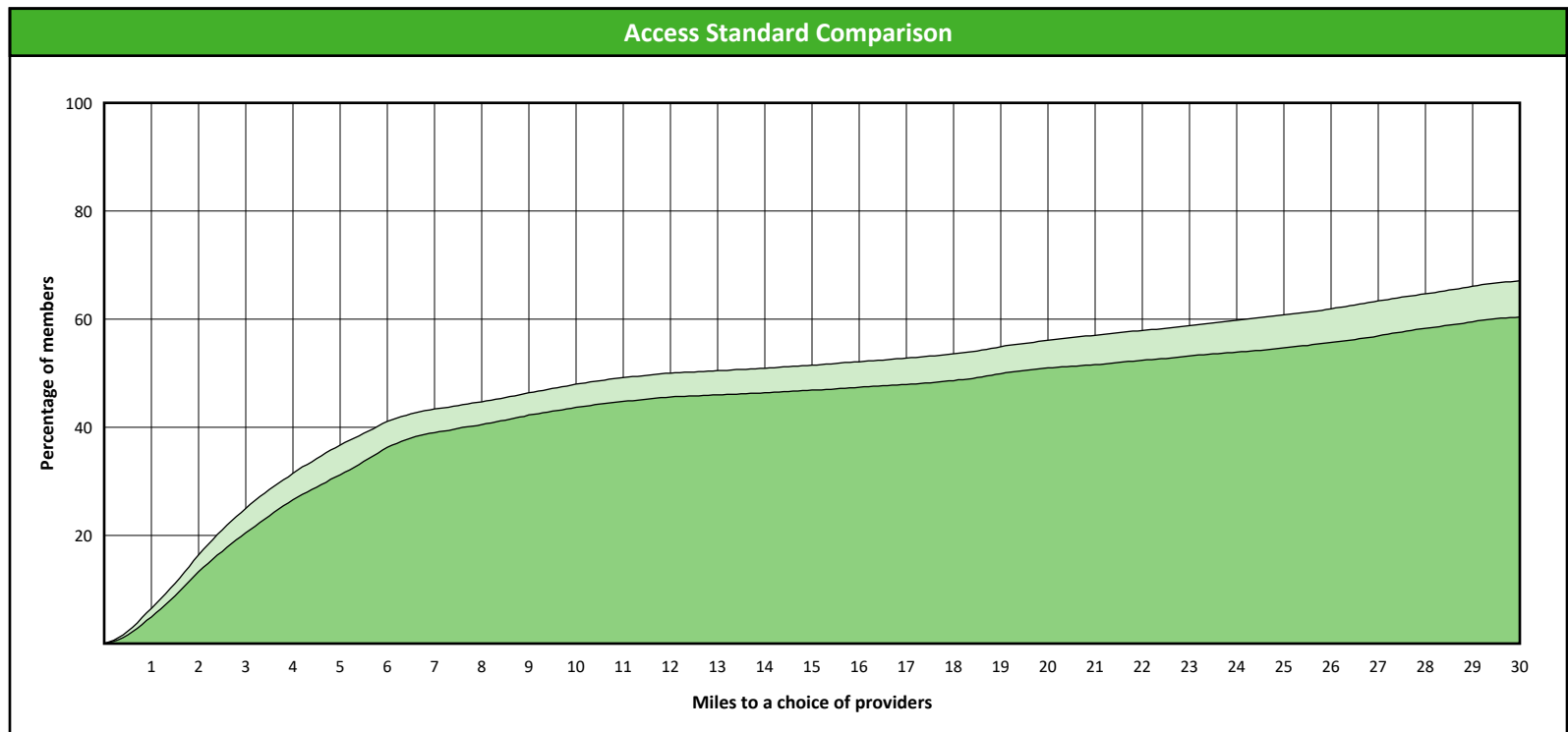
¹ The Access Standard is defined as (DWP Members) members accessing:

1 (DWP Oral Surgeon) provider in 30 miles and 30 minutes



Distances/Times

	Average
Distance/Time to 1st closest provider	21.5 miles 24.7 mins
Distance/Time to 2nd closest provider	25.7 miles 30.2 mins



Access Overview 30 Miles

July 25, 2023

Access Analysis

DWP Network

Member / Provider Groups

DWP Members

DWP Endodontist


Comparison Graph

Percent of members with access to a choice of providers over miles

- 1st closest
- 2nd closest

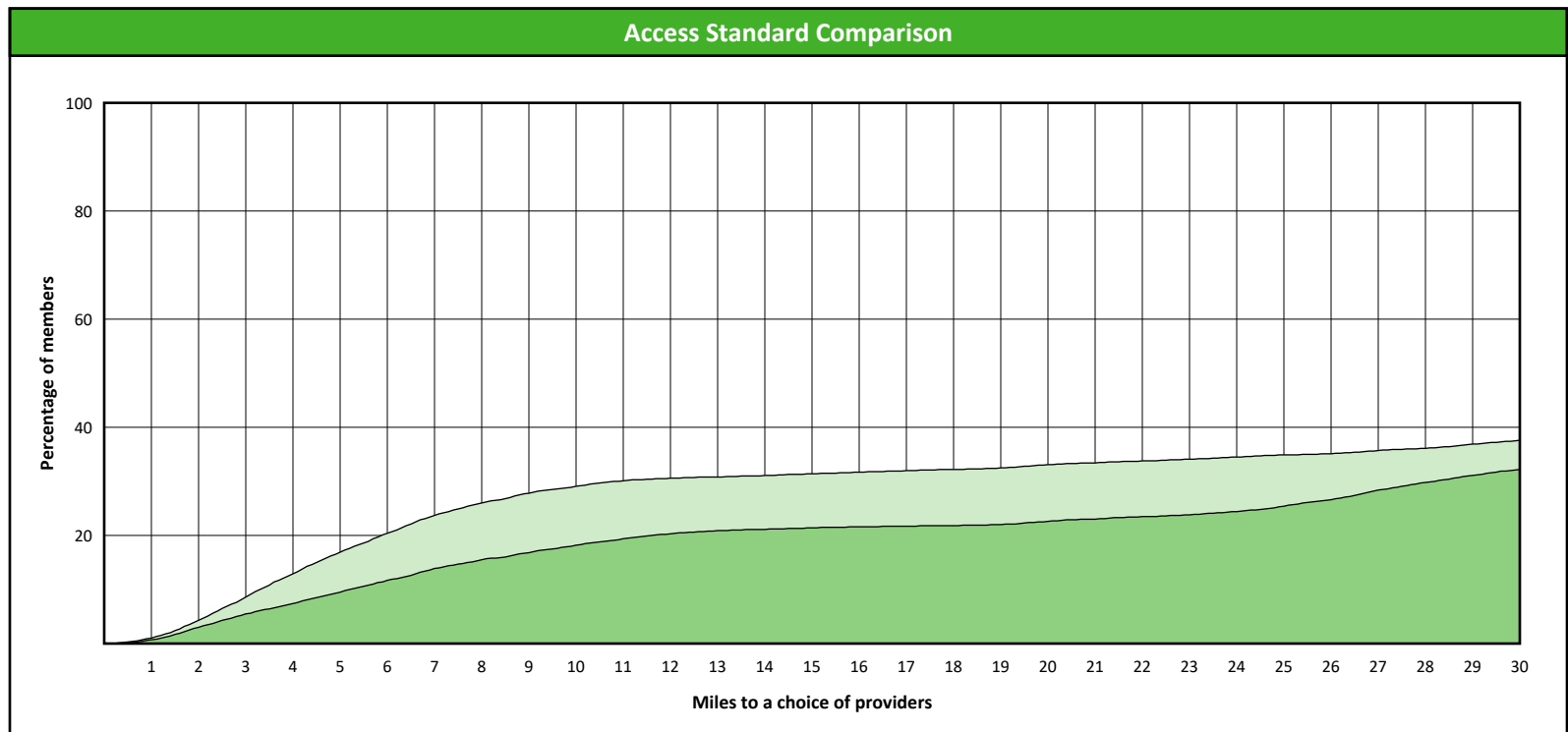
¹ The Access Standard is defined as (DWP Members) members accessing:

1 (DWP Endodontist) provider in 30 miles and 30 minutes



Distances/Times

	Average
Distance/Time to 1st closest provider	46.4 miles 62.2 mins
Distance/Time to 2nd closest provider	60.0 miles 82.6 mins



Access Overview 30 Miles

July 25, 2023

Access Analysis

DWP Network

Member / Provider Groups

DWP Members

DWP Orthodontist


Comparison Graph

Percent of members with access to a choice of providers over miles

- 1st closest
- 2nd closest

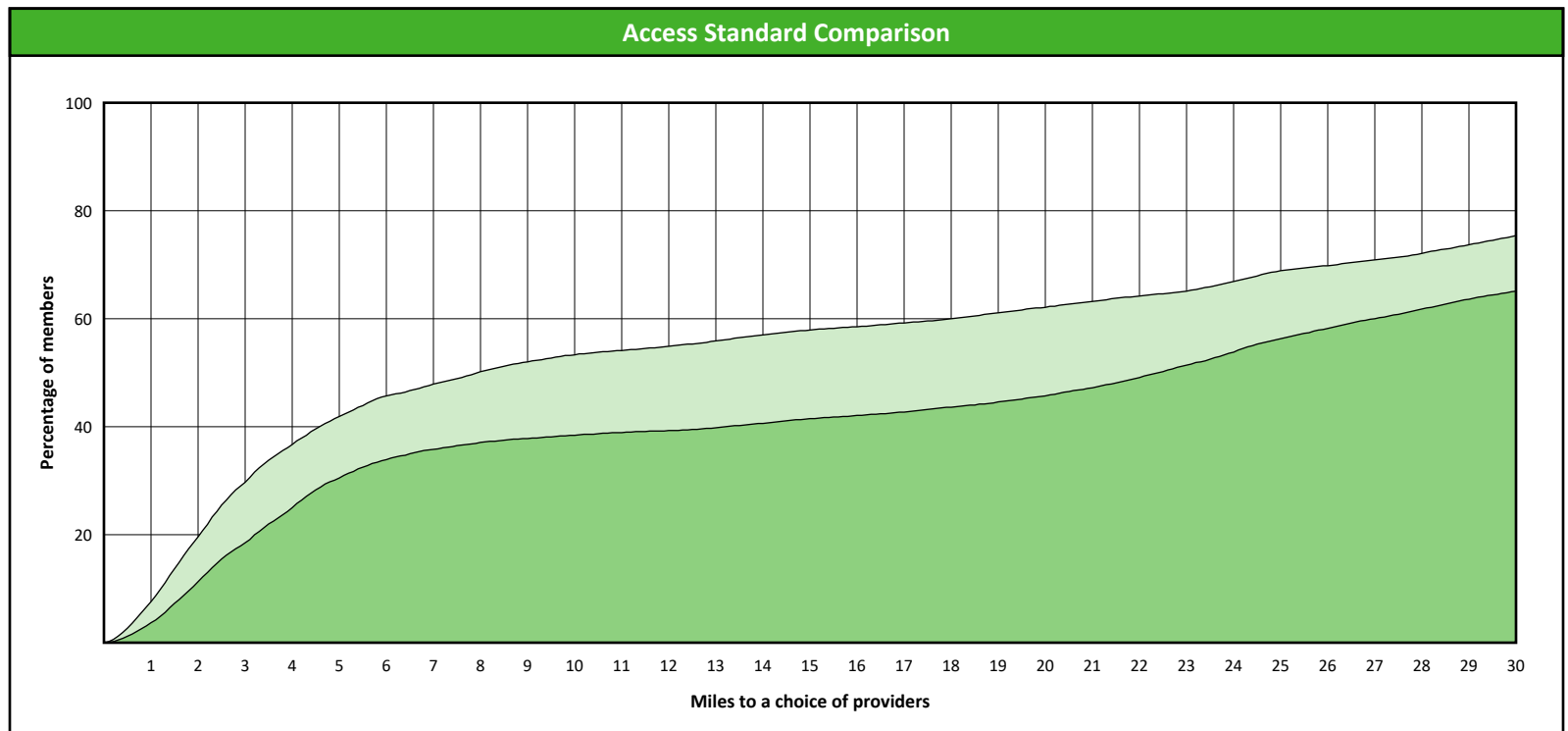
¹ The Access Standard is defined as (DWP Members) members accessing:

1 (DWP Orthodontist) provider in 30 miles and 30 minutes



Distances/Times

	Average
Distance/Time to 1st closest provider	18.0 miles 20.1 mins
Distance/Time to 2nd closest provider	24.1 miles 27.2 mins



Access Overview 30 Miles

July 25, 2023

Access Analysis

DWP Network

Member / Provider Groups

DWP Members

DWP Periodontist


Comparison Graph

Percent of members with access to a choice of providers over miles

- 1st closest
- 2nd closest

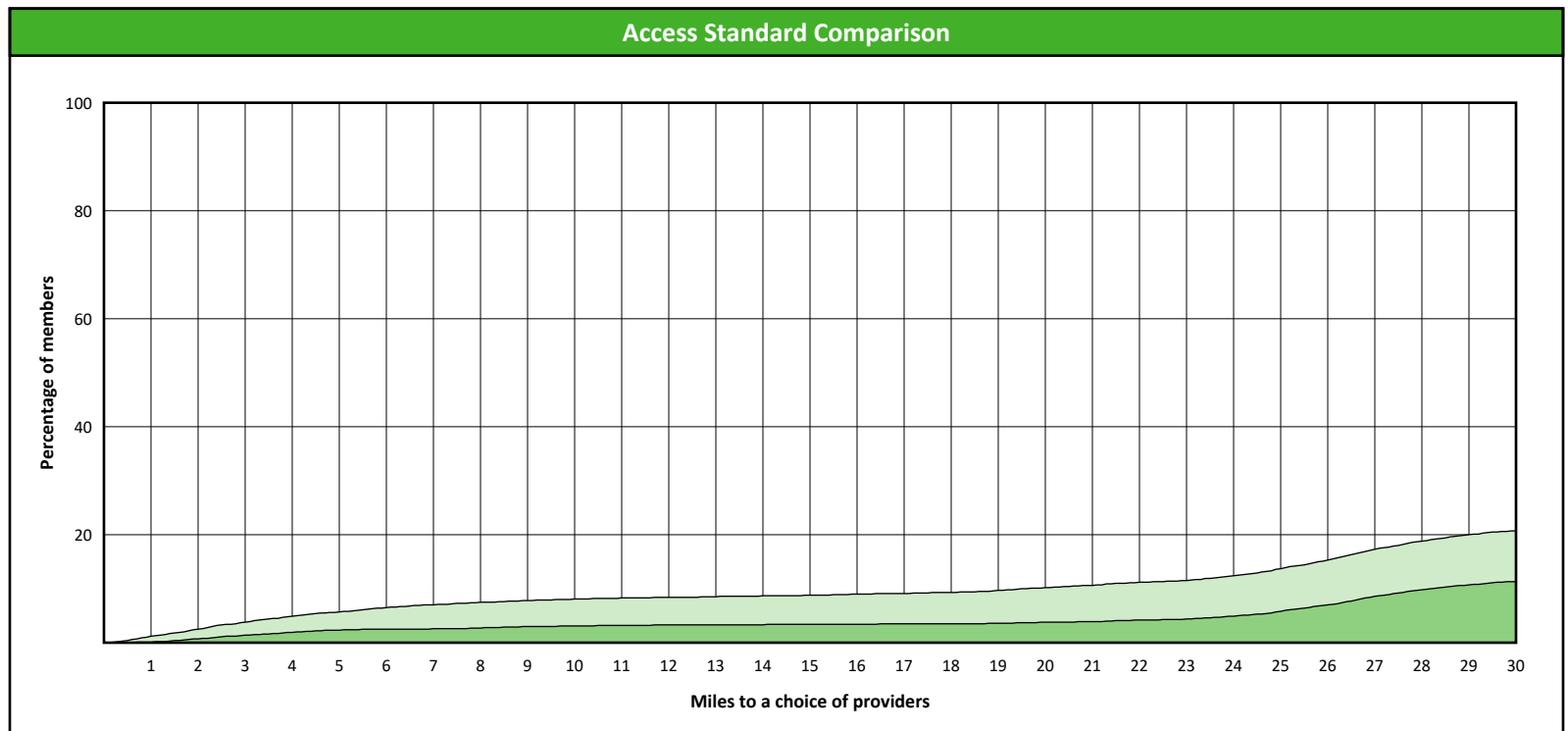
¹ The Access Standard is defined as (DWP Members) members accessing:

- 1 (DWP Periodontist) provider in 30 miles and 30 minutes



Distances/Times

	Average
Distance/Time to 1st closest provider	57.6 miles 74.1 mins
Distance/Time to 2nd closest provider	67.9 miles 87.2 mins



Access Overview 30 Miles

July 25, 2023

Access Analysis

DWP Network

Member / Provider Groups

DWP Members

DWP Prosthodontist


Comparison Graph

Percent of members with access to a choice of providers over miles

- 1st closest
- 2nd closest

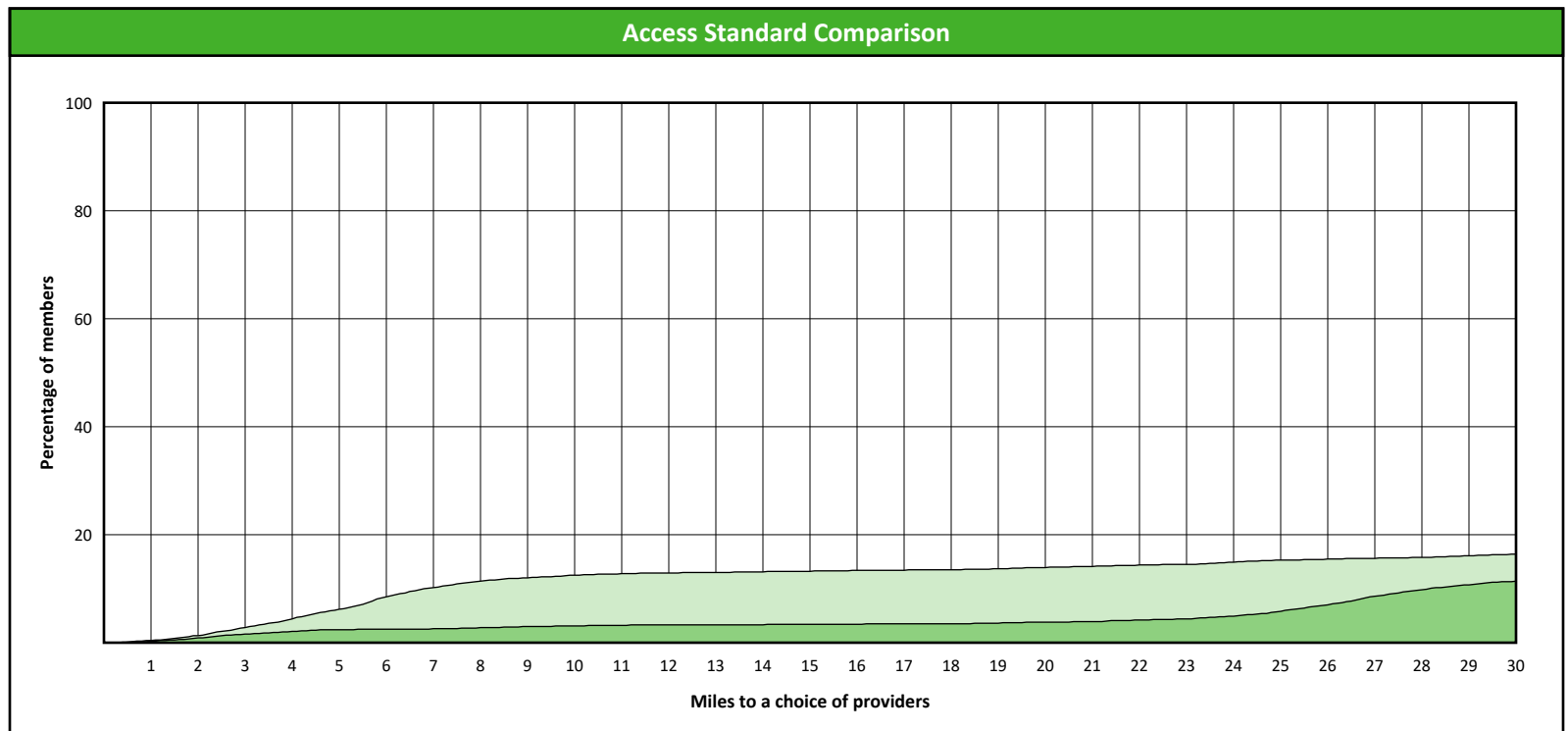
¹ The Access Standard is defined as (DWP Members) members accessing:

1 (DWP Prosthodontist) provider in 30 miles and 30 minutes



Distances/Times

	Average
Distance/Time to 1st closest provider	73.0 miles 98.9 mins
Distance/Time to 2nd closest provider	106.9 miles 149.8 mins



Access Overview 60 Miles

July 25, 2023

Access Analysis

DWP Network

Member / Provider Groups

DWP Members

DWP All Providers

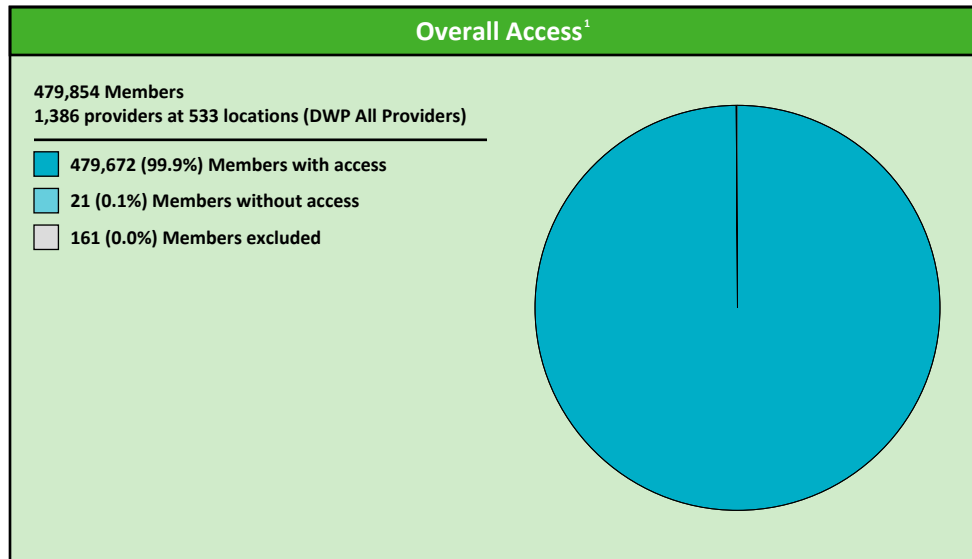
Comparison Graph

Percent of members with access to a choice of providers over miles

- 1st closest
- 2nd closest

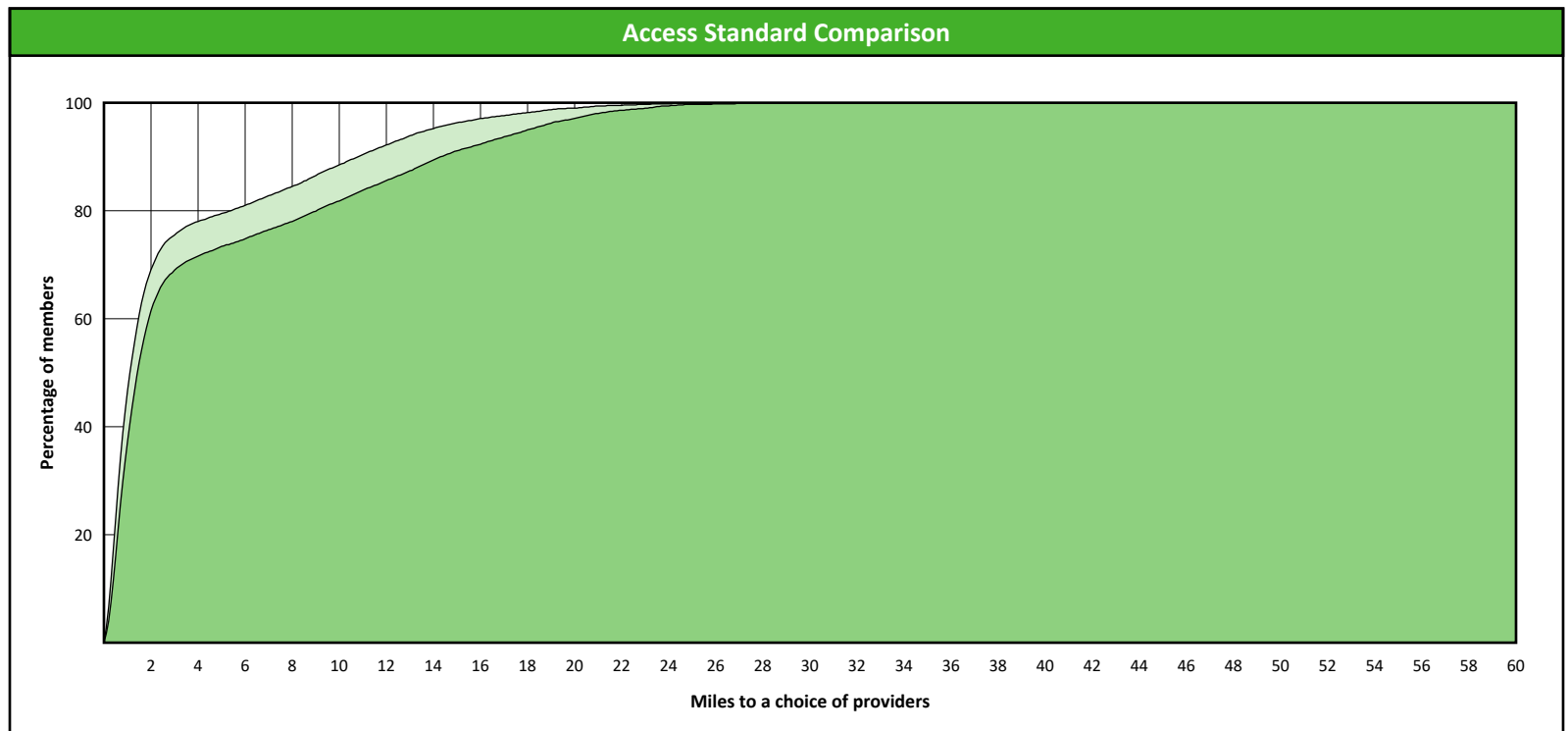
¹ The Access Standard is defined as (DWP Members) members accessing:

1 (DWP All Providers) provider in 60 miles and 60 minutes



Distances/Times

	Average
Distance/Time to 1st closest provider	3.3 miles 3.6 mins
Distance/Time to 2nd closest provider	4.5 miles 5.0 mins



Access Overview 60 Miles

July 25, 2023

Access Analysis

DWP Network

Member / Provider Groups

DWP Members

DWP General Dentist


Comparison Graph

Percent of members with access to a choice of providers over miles

- 1st closest
- 2nd closest

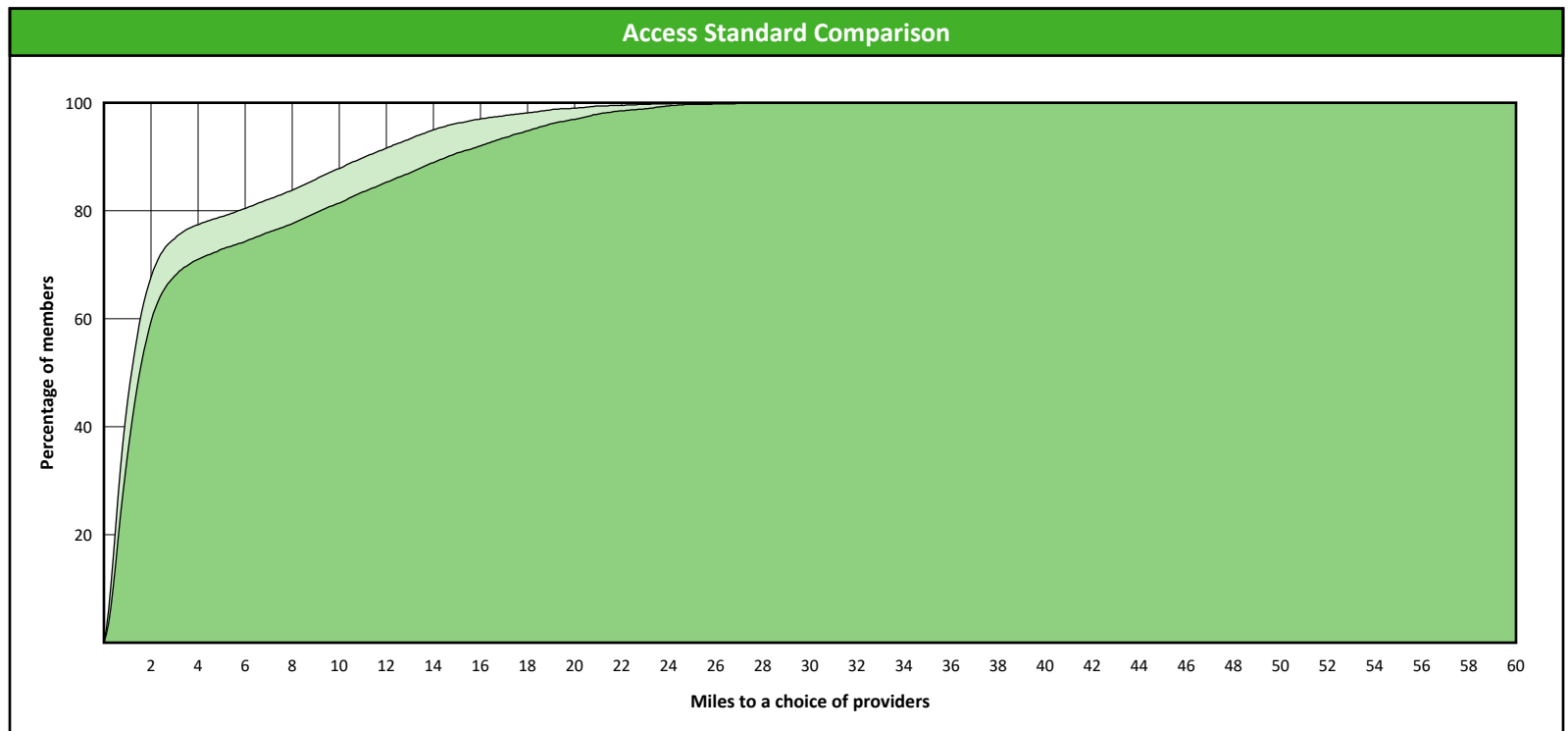
¹ The Access Standard is defined as (DWP Members) members accessing:

1 (DWP General Dentist) provider in 60 miles and 60 minutes



Distances/Times

		Average
Distance/Time to 1st closest provider		3.4 miles 3.8 mins
Distance/Time to 2nd closest provider		4.6 miles 5.1 mins



Access Overview 60 Miles

July 25, 2023

Access Analysis

DWP Network

Member / Provider Groups

DWP Members

DWP Oral Surgeon


Comparison Graph

Percent of members with access to a choice of providers over miles

- 1st closest
- 2nd closest

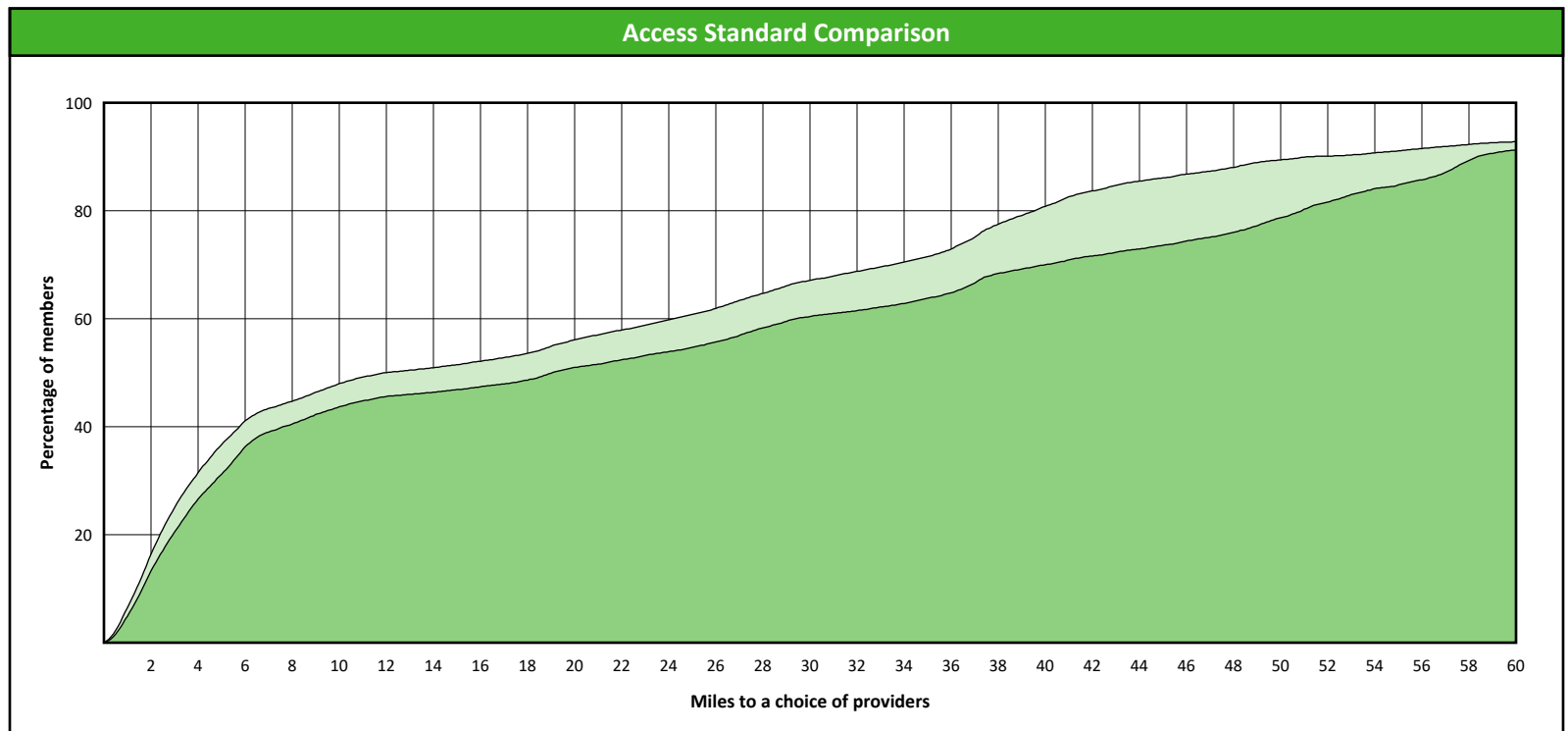
¹ The Access Standard is defined as (DWP Members) members accessing:

1 (DWP Oral Surgeon) provider in 60 miles and 60 minutes



Distances/Times

		Average
Distance/Time to 1st closest provider		21.5 miles 24.7 mins
Distance/Time to 2nd closest provider		25.7 miles 30.2 mins



Access Overview 60 Miles

July 25, 2023

Access Analysis

DWP Network

Member / Provider Groups

DWP Members

DWP Endodontist


Comparison Graph

Percent of members with access to a choice of providers over miles

- 1st closest
- 2nd closest

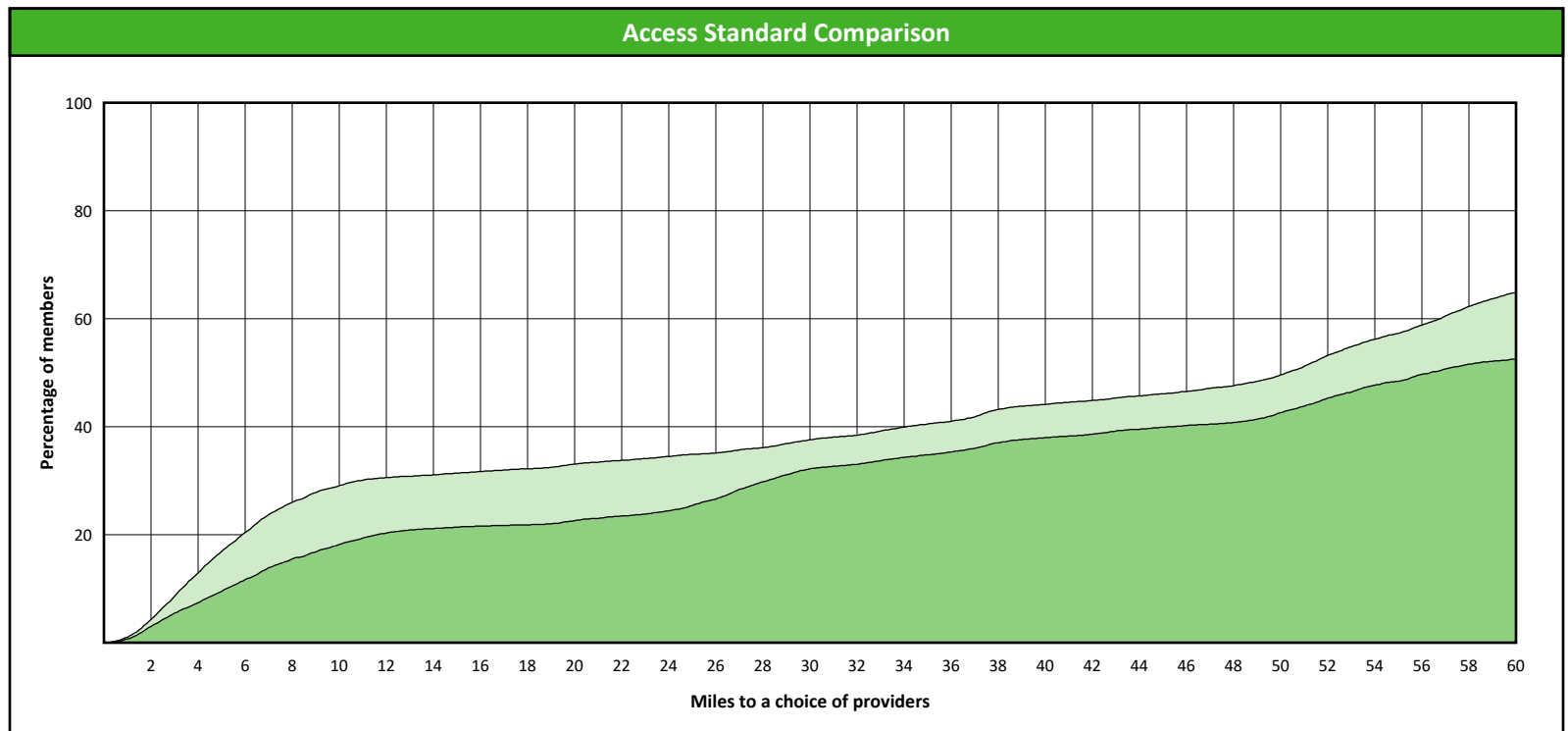
¹ The Access Standard is defined as (DWP Members) members accessing:

1 (DWP Endodontist) provider in 60 miles and 60 minutes



Distances/Times

	Average
Distance/Time to 1st closest provider	46.4 miles 62.2 mins
Distance/Time to 2nd closest provider	60.0 miles 82.6 mins



Access Overview 60 Miles

July 25, 2023

Access Analysis

DWP Network

Member / Provider Groups

DWP Members

DWP Orthodontist


Comparison Graph

Percent of members with access to a choice of providers over miles

- 1st closest
- 2nd closest

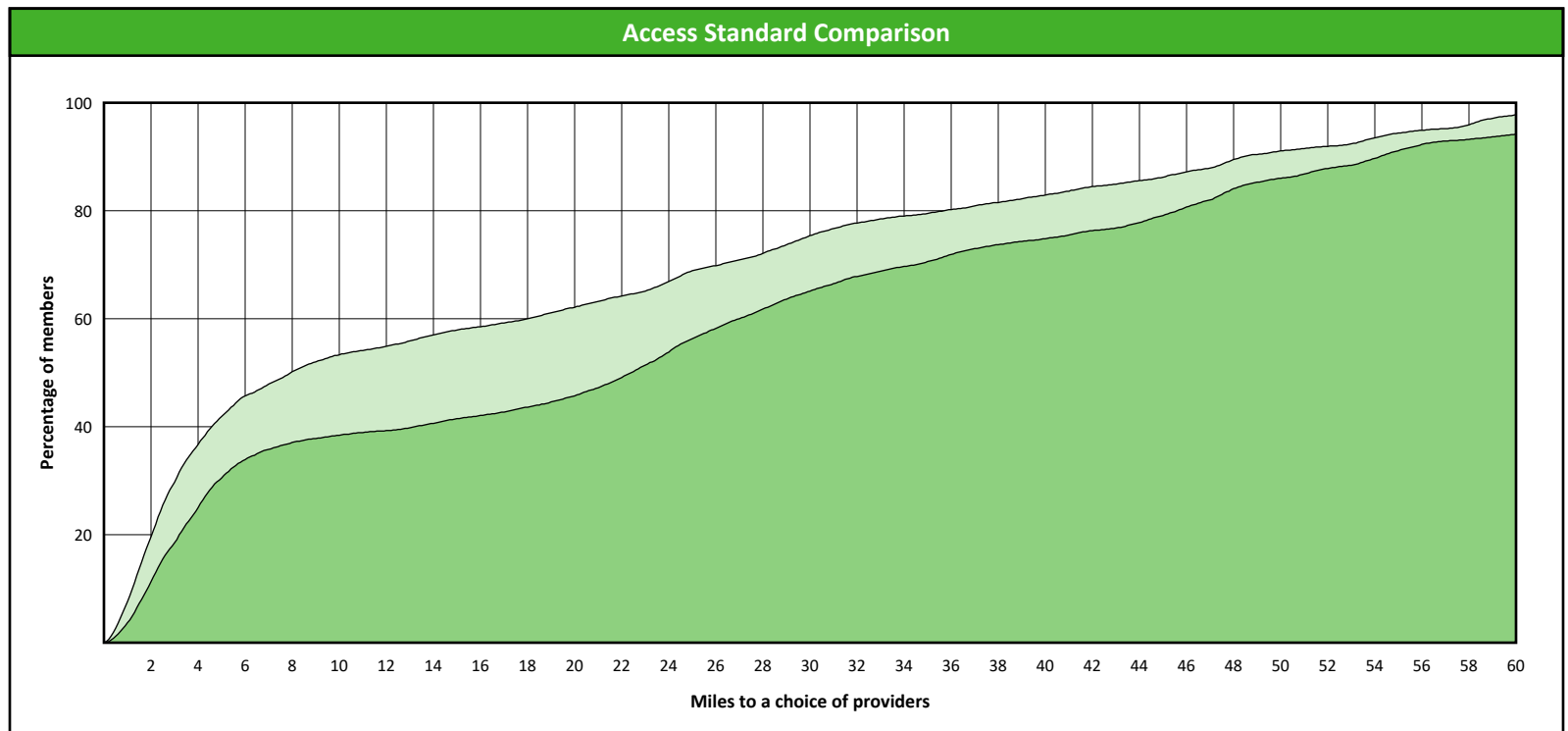
¹ The Access Standard is defined as (DWP Members) members accessing:

1 (DWP Orthodontist) provider in 60 miles and 60 minutes



Distances/Times

	Average
Distance/Time to 1st closest provider	18.0 miles 20.1 mins
Distance/Time to 2nd closest provider	24.1 miles 27.2 mins



Access Overview 60 Miles

July 25, 2023

Access Analysis

DWP Network

Member / Provider Groups

DWP Members

DWP Periodontist


Comparison Graph

Percent of members with access to a choice of providers over miles

- 1st closest
- 2nd closest

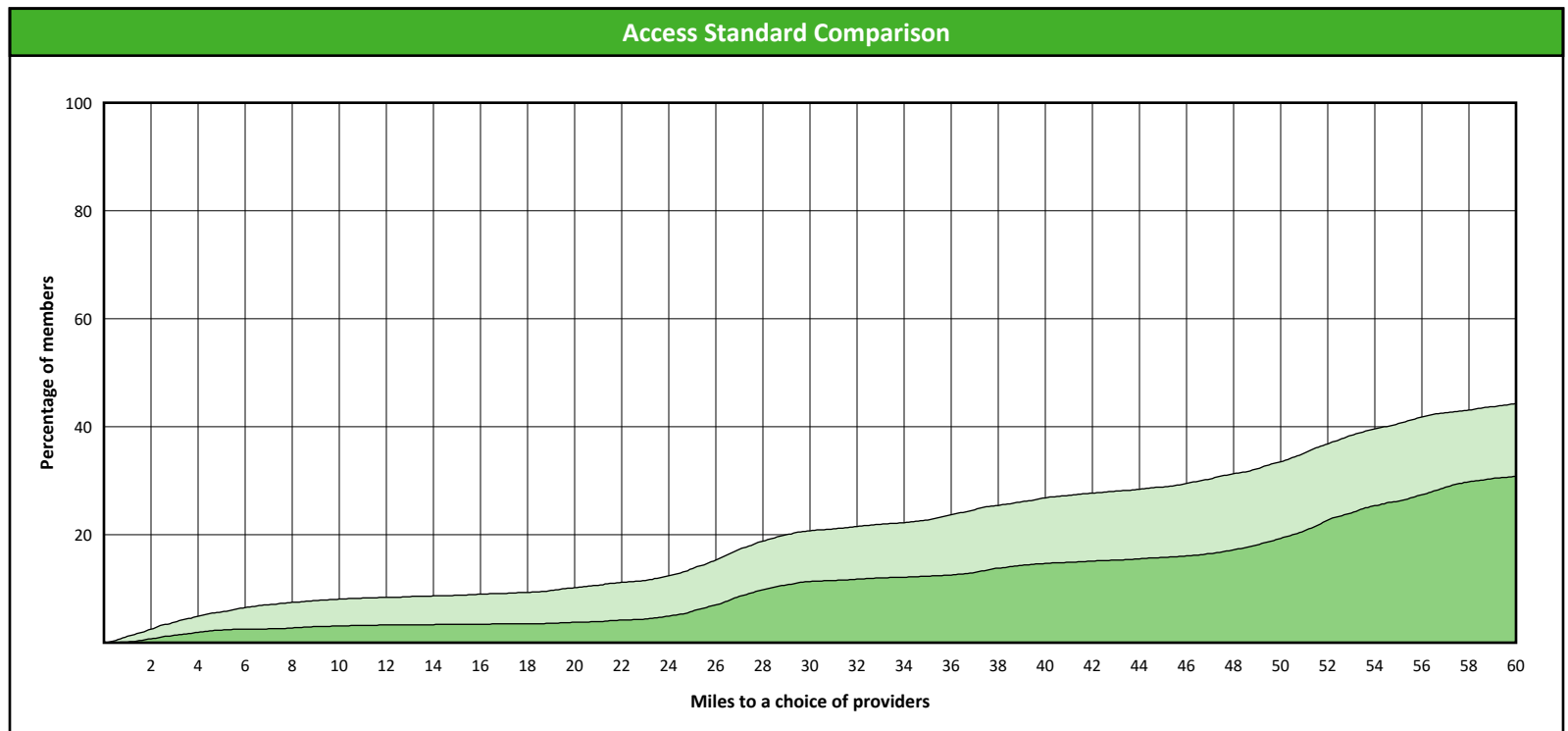
¹ The Access Standard is defined as (DWP Members) members accessing:

- 1 (DWP Periodontist) provider in 60 miles and 60 minutes



Distances/Times

	Average
Distance/Time to 1st closest provider	57.6 miles 74.1 mins
Distance/Time to 2nd closest provider	67.9 miles 87.2 mins



Access Overview 60 Miles

July 25, 2023

Access Analysis

DWP Network

Member / Provider Groups

DWP Members

DWP Prosthodontist


Comparison Graph

Percent of members with access to a choice of providers over miles

- 1st closest
- 2nd closest

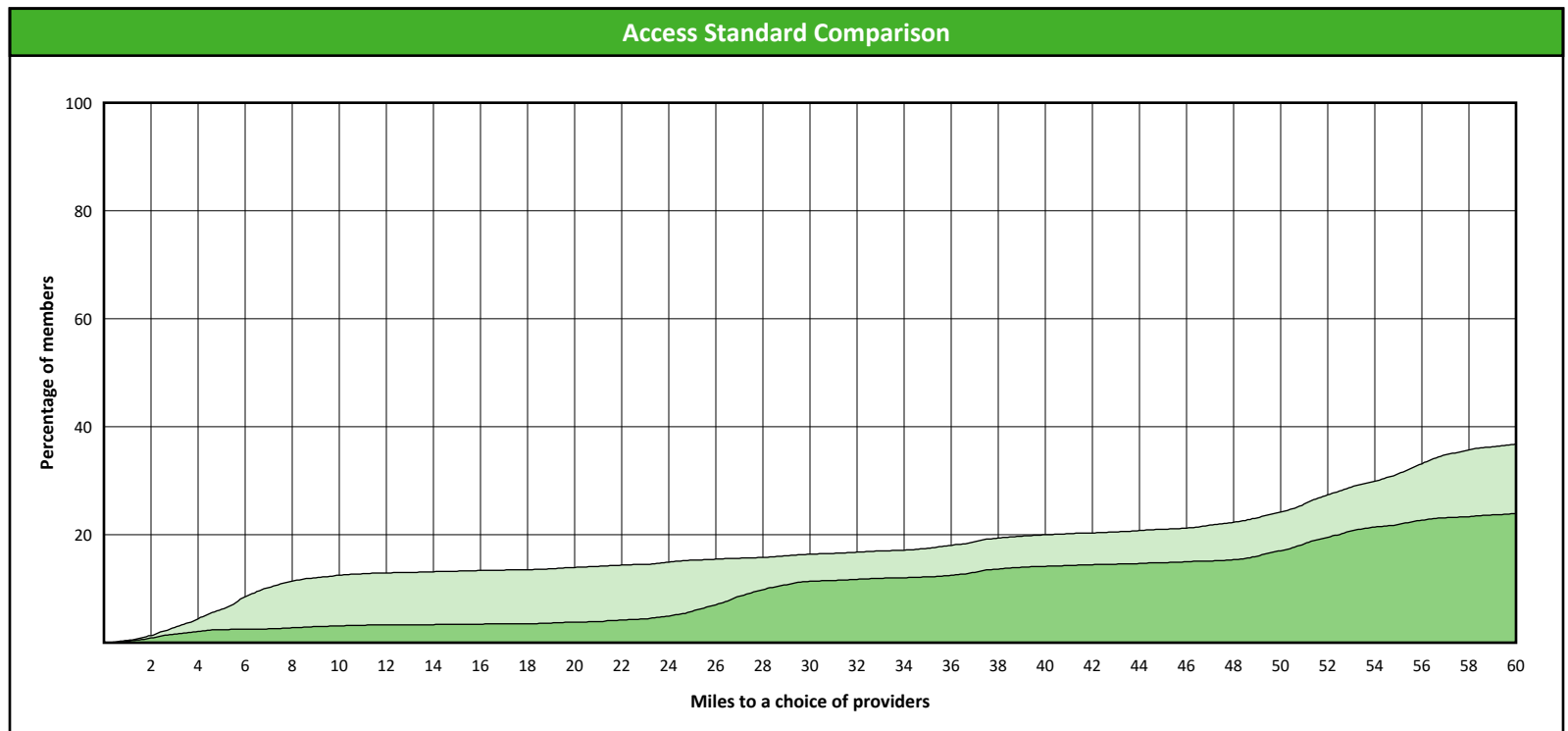
¹ The Access Standard is defined as (DWP Members) members accessing:

1 (DWP Prosthodontist) provider in 60 miles and 60 minutes



Distances/Times

	Average
Distance/Time to 1st closest provider	73.0 miles 98.9 mins
Distance/Time to 2nd closest provider	106.9 miles 149.8 mins



Access Overview 90 Miles

July 25, 2023

Access Analysis

DWP Network

Member / Provider Groups

DWP Members

DWP All Providers

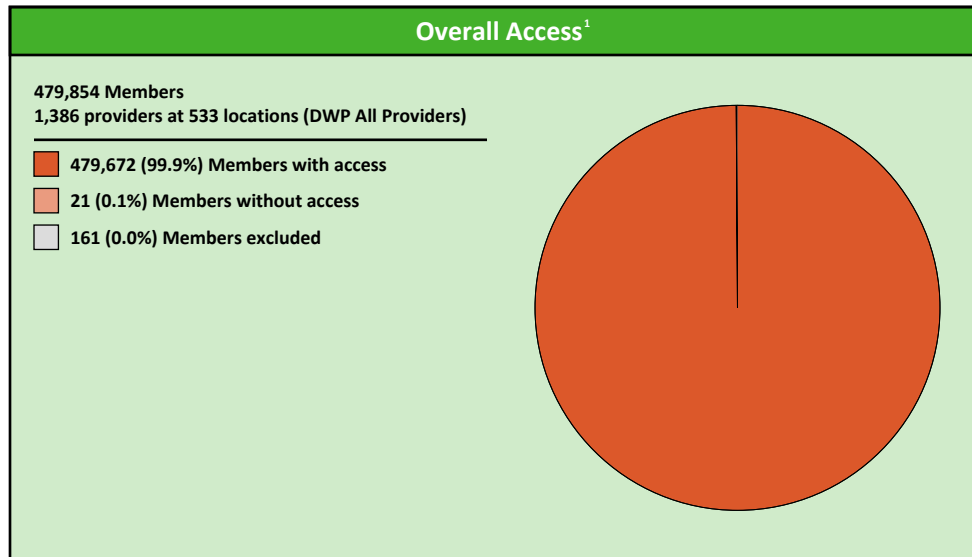
Comparison Graph

Percent of members with access to a choice of providers over miles

- 1st closest
- 2nd closest

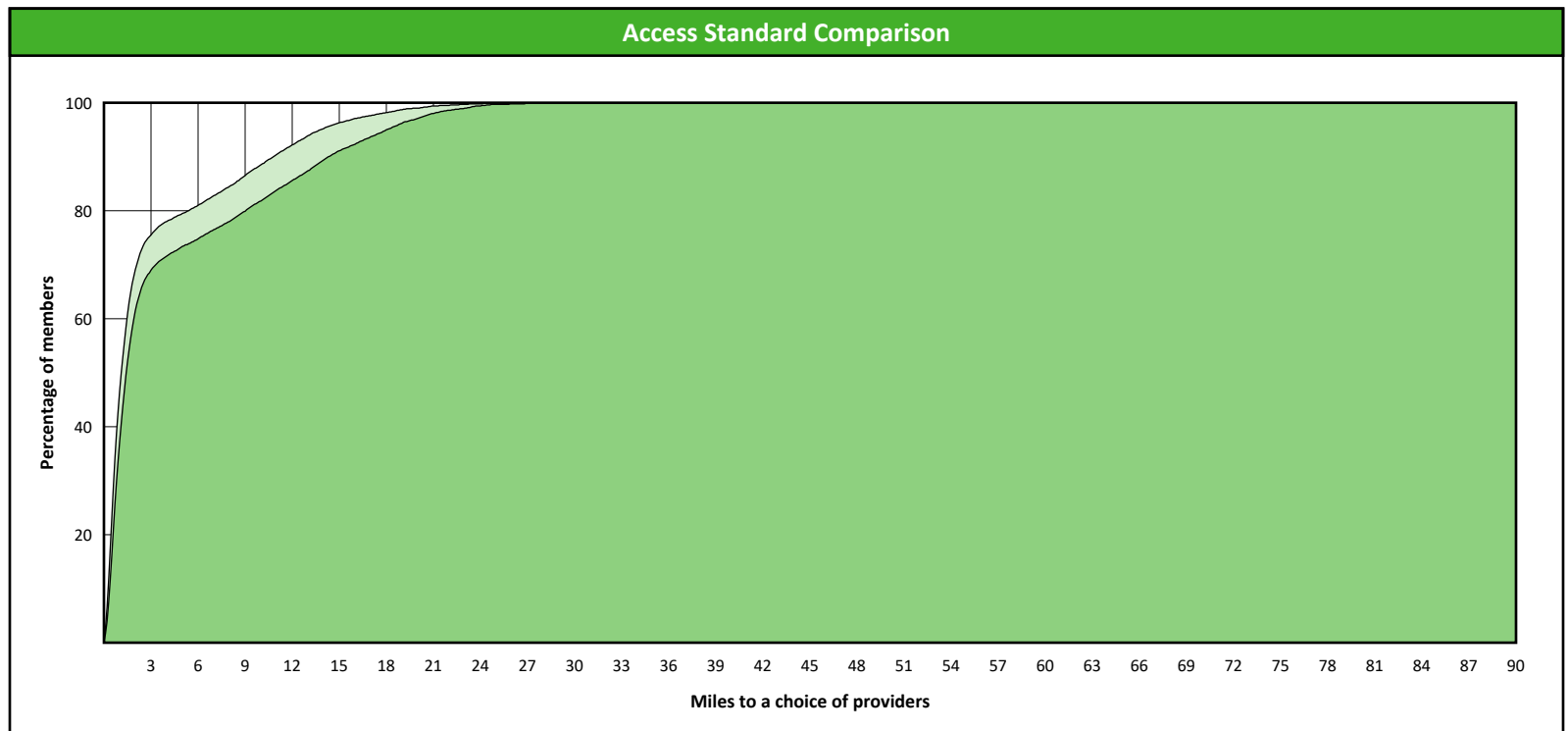
¹ The Access Standard is defined as (DWP Members) members accessing:

1 (DWP All Providers) provider in 90 miles and 90 minutes



Distances/Times

	Average
Distance/Time to 1st closest provider	3.3 miles 3.6 mins
Distance/Time to 2nd closest provider	4.5 miles 5.0 mins



Access Overview 90 Miles

July 25, 2023

Access Analysis

DWP Network

Member / Provider Groups

DWP Members

DWP General Dentist


Comparison Graph

Percent of members with access to a choice of providers over miles

- 1st closest
- 2nd closest

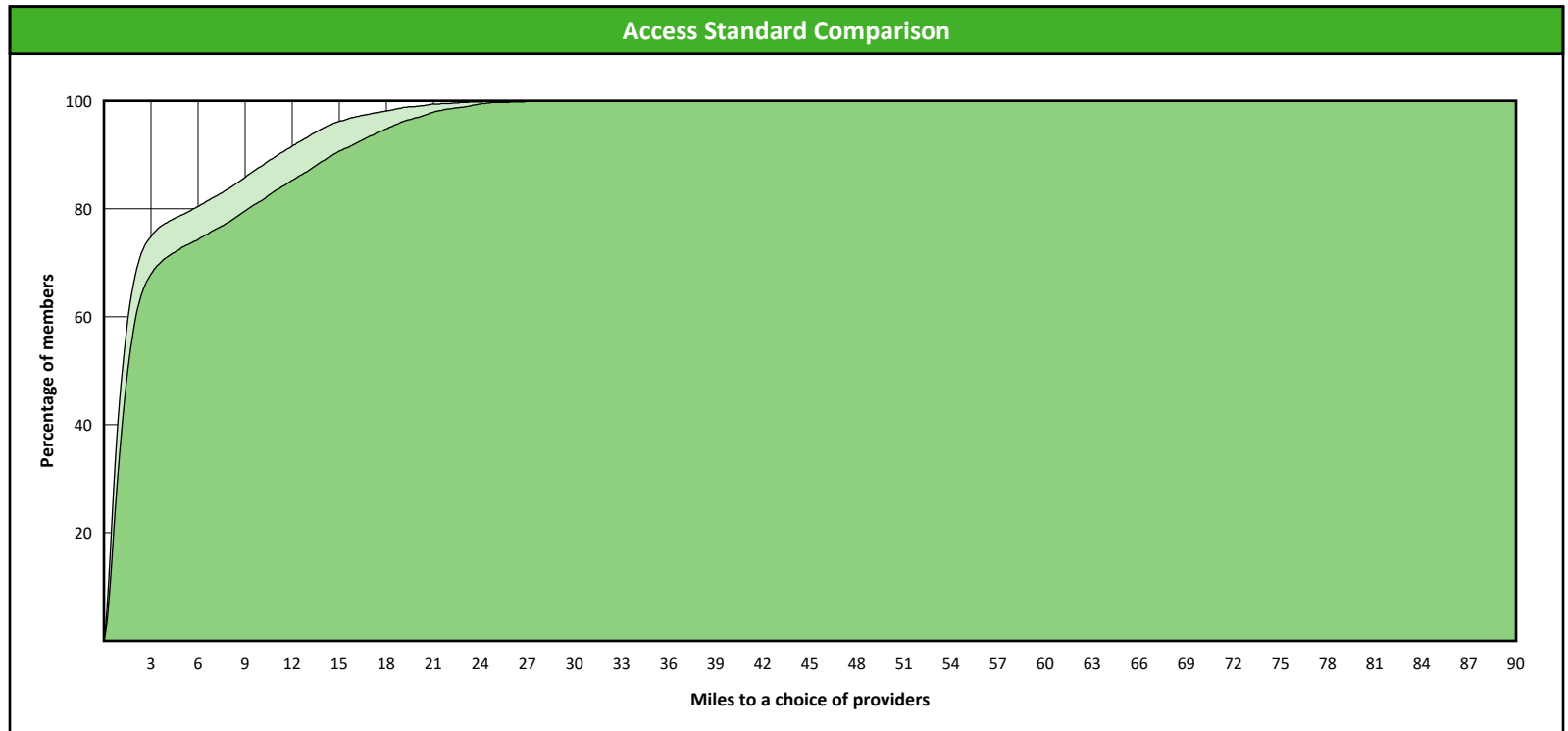
¹ The Access Standard is defined as (DWP Members) members accessing:

1 (DWP General Dentist) provider in 90 miles and 90 minutes



Distances/Times

	Average
Distance/Time to 1st closest provider	3.4 miles 3.8 mins
Distance/Time to 2nd closest provider	4.6 miles 5.1 mins



Access Overview 90 Miles

July 25, 2023

Access Analysis

DWP Network

Member / Provider Groups

DWP Members

DWP Oral Surgeon


Comparison Graph

Percent of members with access to a choice of providers over miles

- 1st closest
- 2nd closest

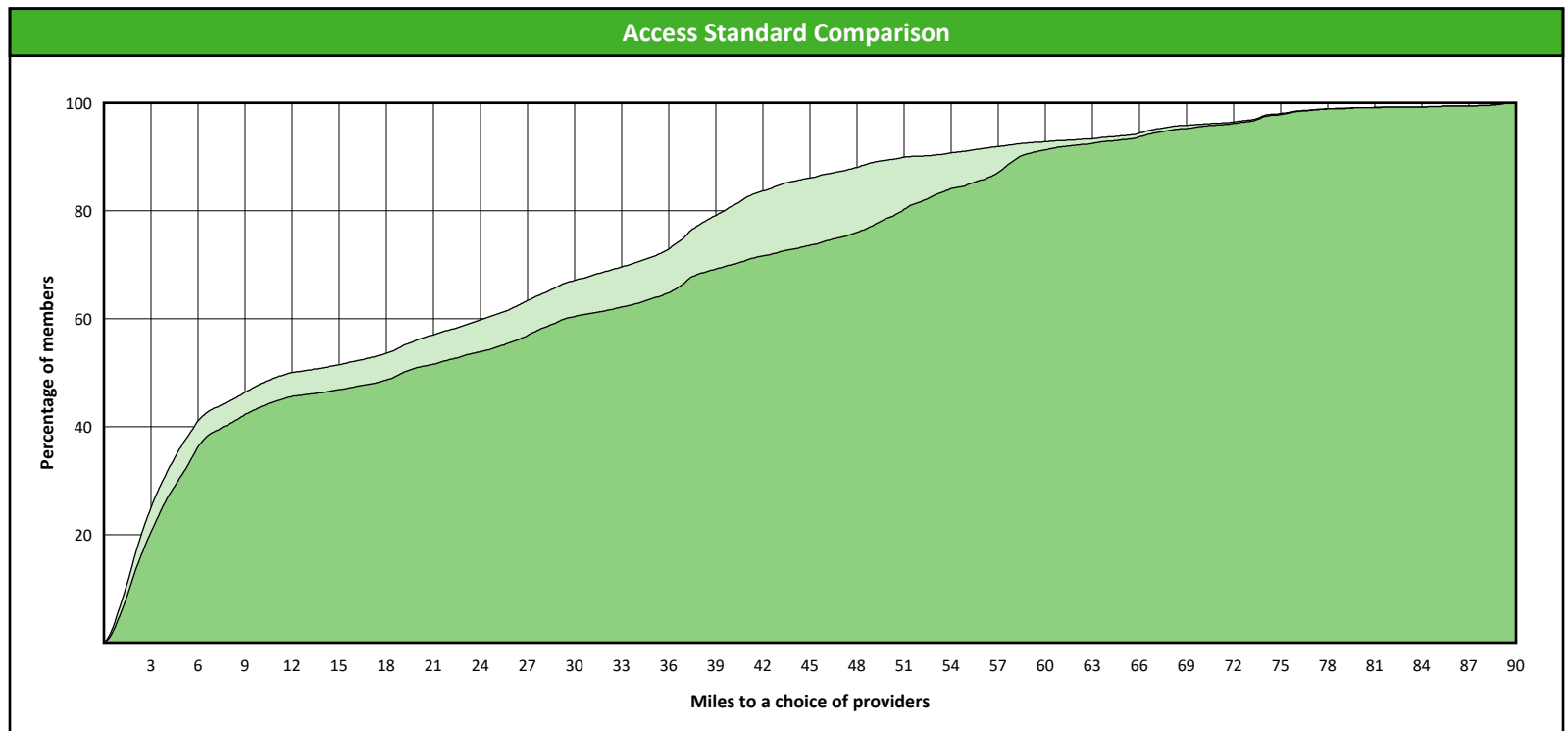
¹ The Access Standard is defined as (DWP Members) members accessing:

1 (DWP Oral Surgeon) provider in 90 miles and 90 minutes



Distances/Times

	Average
Distance/Time to 1st closest provider	21.5 miles 24.7 mins
Distance/Time to 2nd closest provider	25.7 miles 30.2 mins



Access Overview 90 Miles

July 25, 2023

Access Analysis

DWP Network

Member / Provider Groups

DWP Members

DWP Endodontist

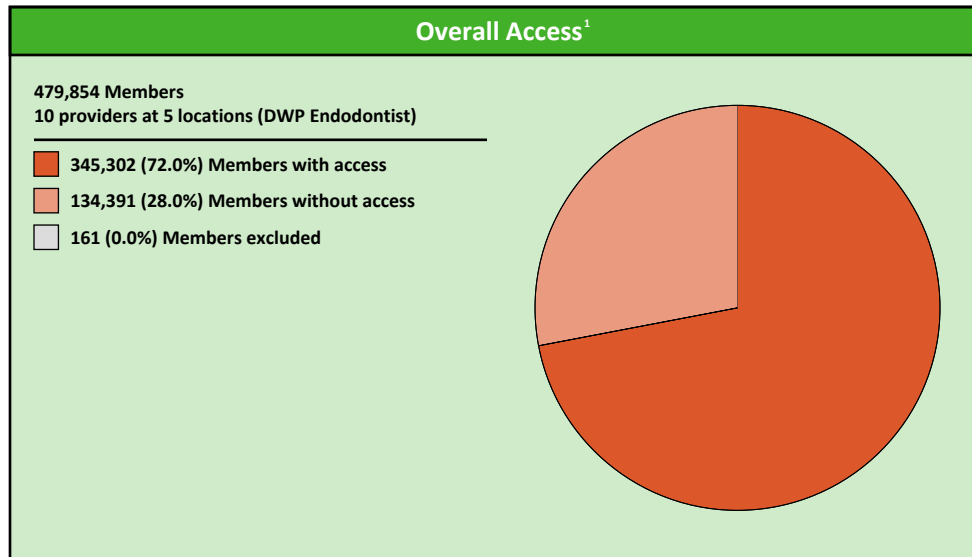
Comparison Graph

Percent of members with access to a choice of providers over miles

- 1st closest
- 2nd closest

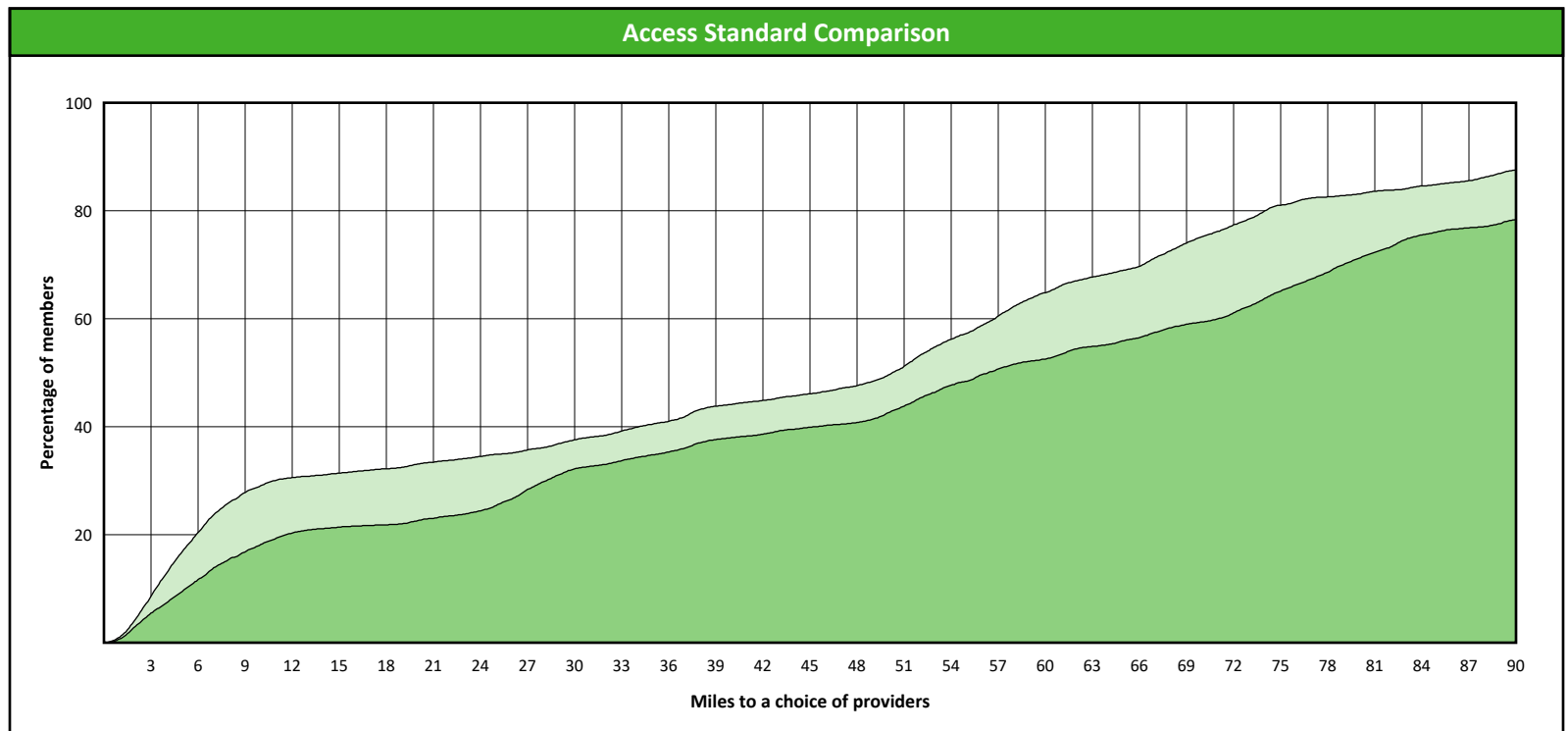
¹ The Access Standard is defined as (DWP Members) members accessing:

1 (DWP Endodontist) provider in 90 miles and 90 minutes



Distances/Times

	Average
Distance/Time to 1st closest provider	46.4 miles 62.2 mins
Distance/Time to 2nd closest provider	60.0 miles 82.6 mins



Access Overview 90 Miles

July 25, 2023

Access Analysis

DWP Network

Member / Provider Groups

DWP Members

DWP Orthodontist


Comparison Graph

Percent of members with access to a choice of providers over miles

- 1st closest
- 2nd closest

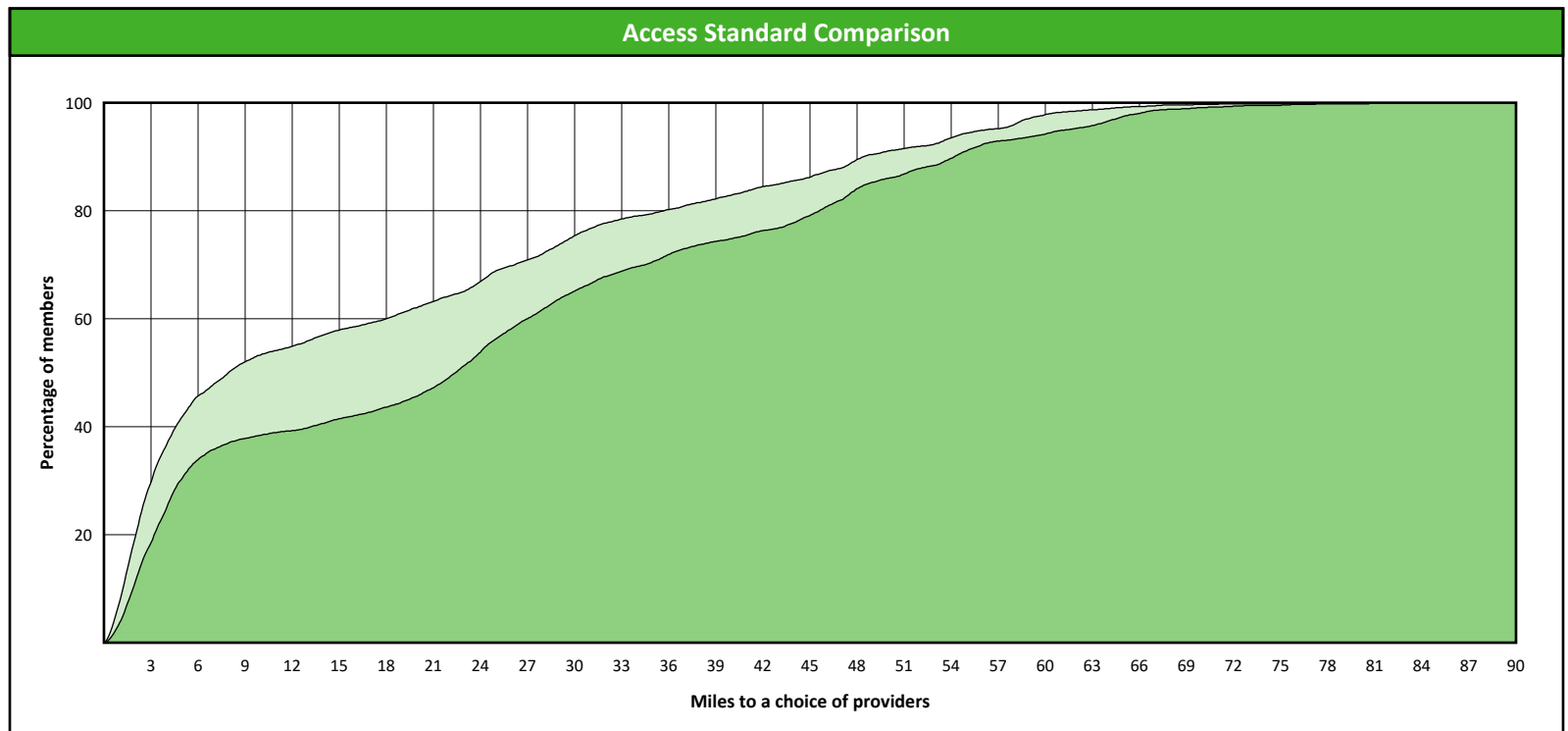
¹ The Access Standard is defined as (DWP Members) members accessing:

1 (DWP Orthodontist) provider in 90 miles and 90 minutes



Distances/Times

	Average
Distance/Time to 1st closest provider	18.0 miles 20.1 mins
Distance/Time to 2nd closest provider	24.1 miles 27.2 mins



Access Overview 90 Miles

July 25, 2023

Access Analysis

DWP Network

Member / Provider Groups

DWP Members

DWP Periodontist

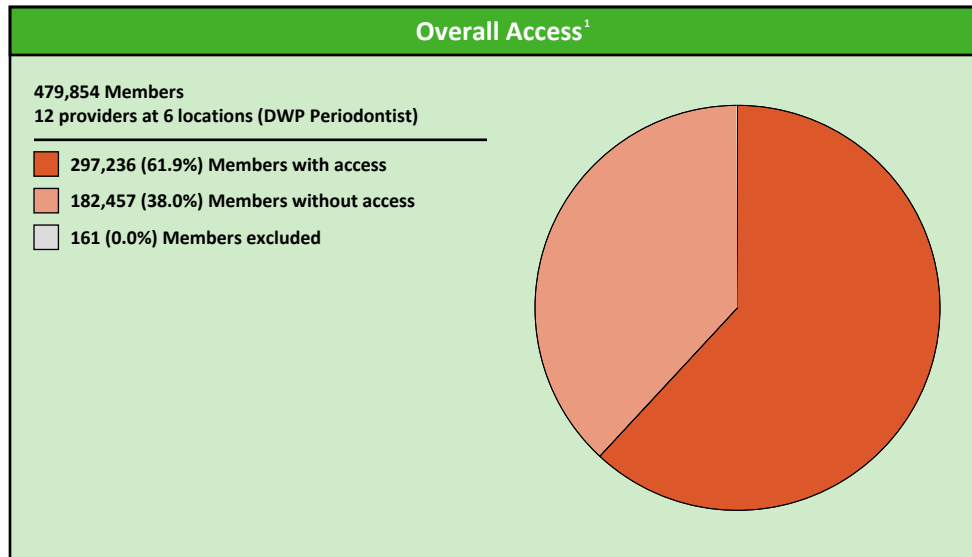
Comparison Graph

Percent of members with access to a choice of providers over miles

- 1st closest
- 2nd closest

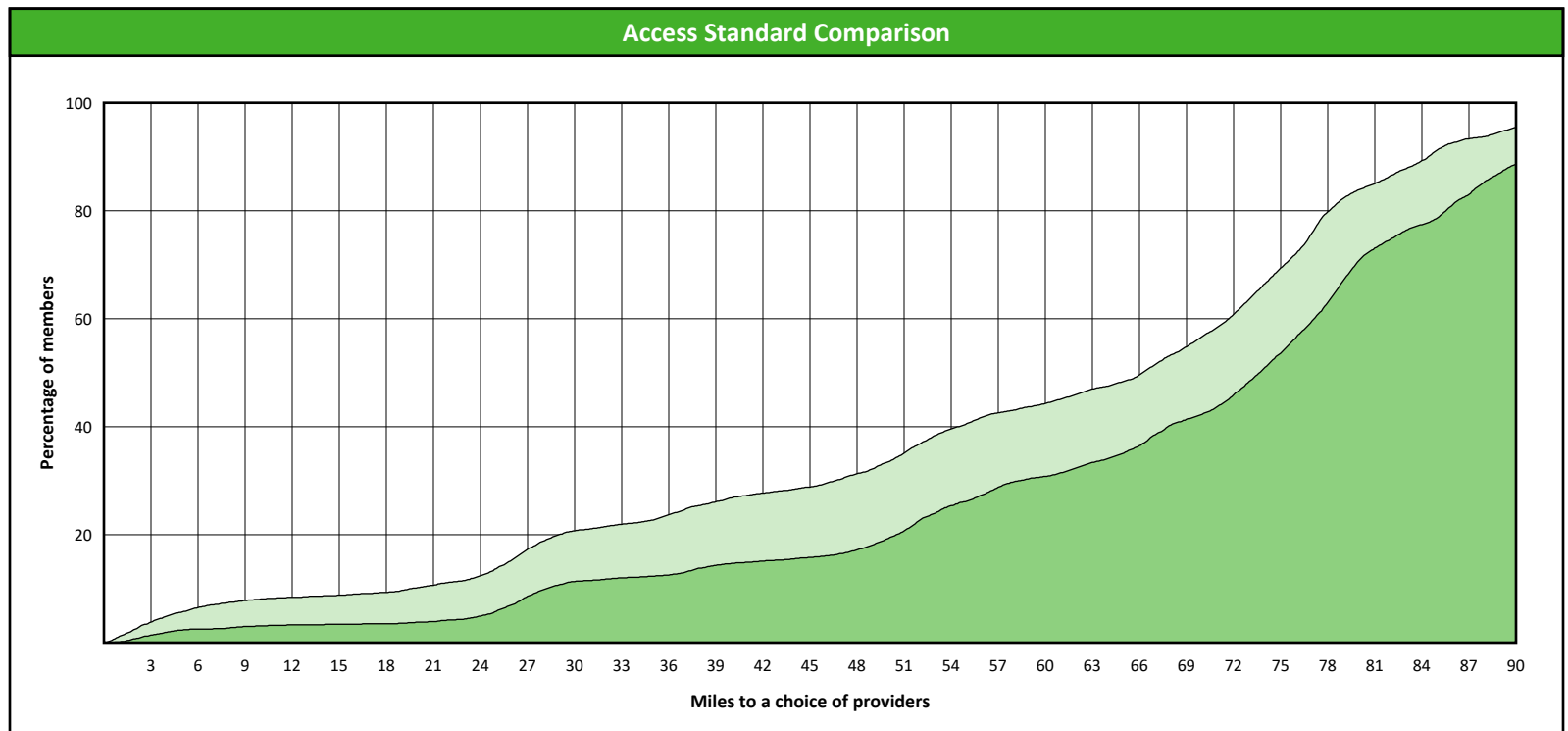
¹ The Access Standard is defined as (DWP Members) members accessing:

1 (DWP Periodontist) provider in 90 miles and 90 minutes



Distances/Times

	Average
Distance/Time to 1st closest provider	57.6 miles 74.1 mins
Distance/Time to 2nd closest provider	67.9 miles 87.2 mins



Access Overview 90 Miles

July 25, 2023

Access Analysis

DWP Network

Member / Provider Groups

DWP Members

DWP Prosthodontist


Comparison Graph

Percent of members with access to a choice of providers over miles

- 1st closest
- 2nd closest

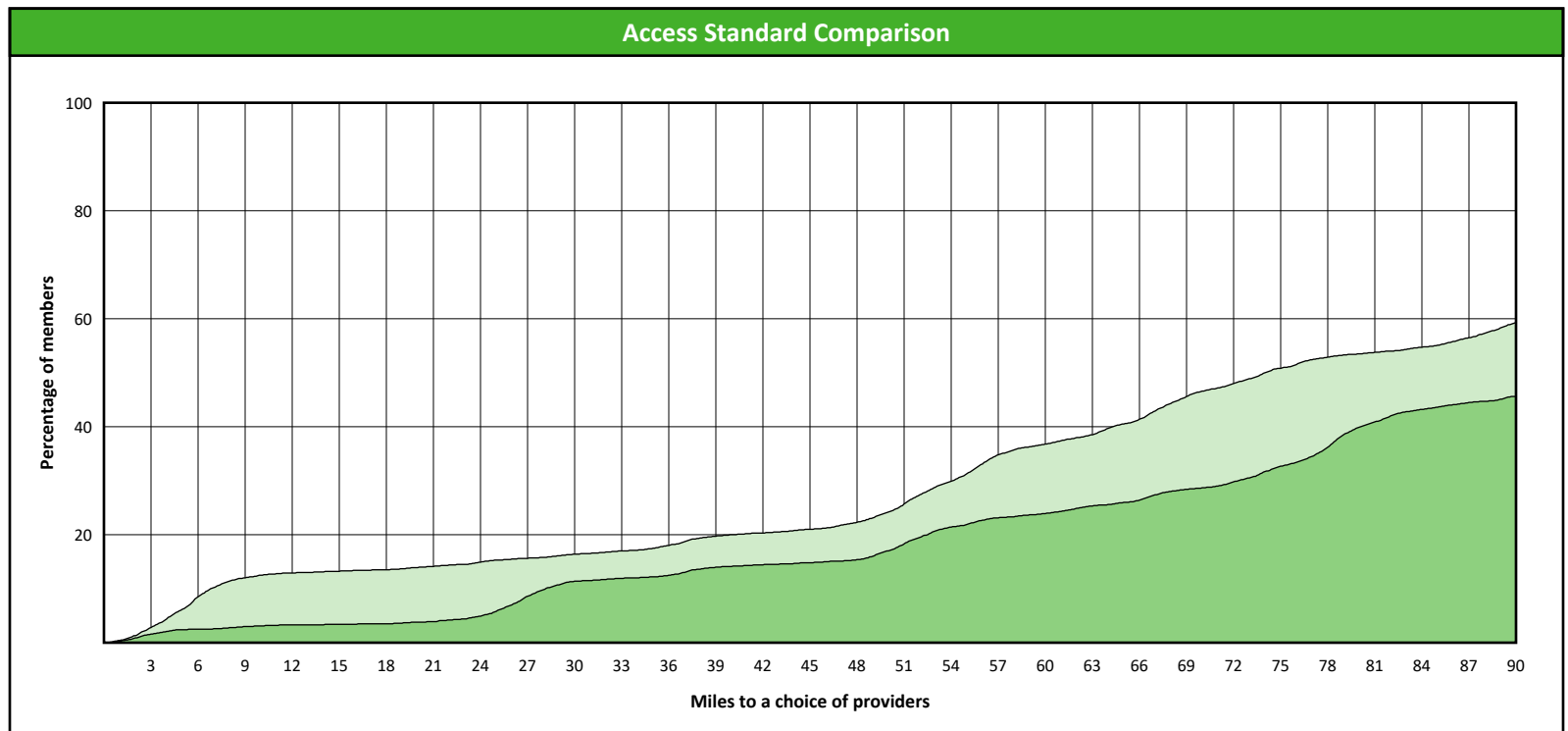
¹ The Access Standard is defined as (DWP Members) members accessing:

1 (DWP Prosthodontist) provider in 90 miles and 90 minutes



Distances/Times

	Average
Distance/Time to 1st closest provider	73.0 miles 98.9 mins
Distance/Time to 2nd closest provider	106.9 miles 149.8 mins



DWP General Dentist Access Map

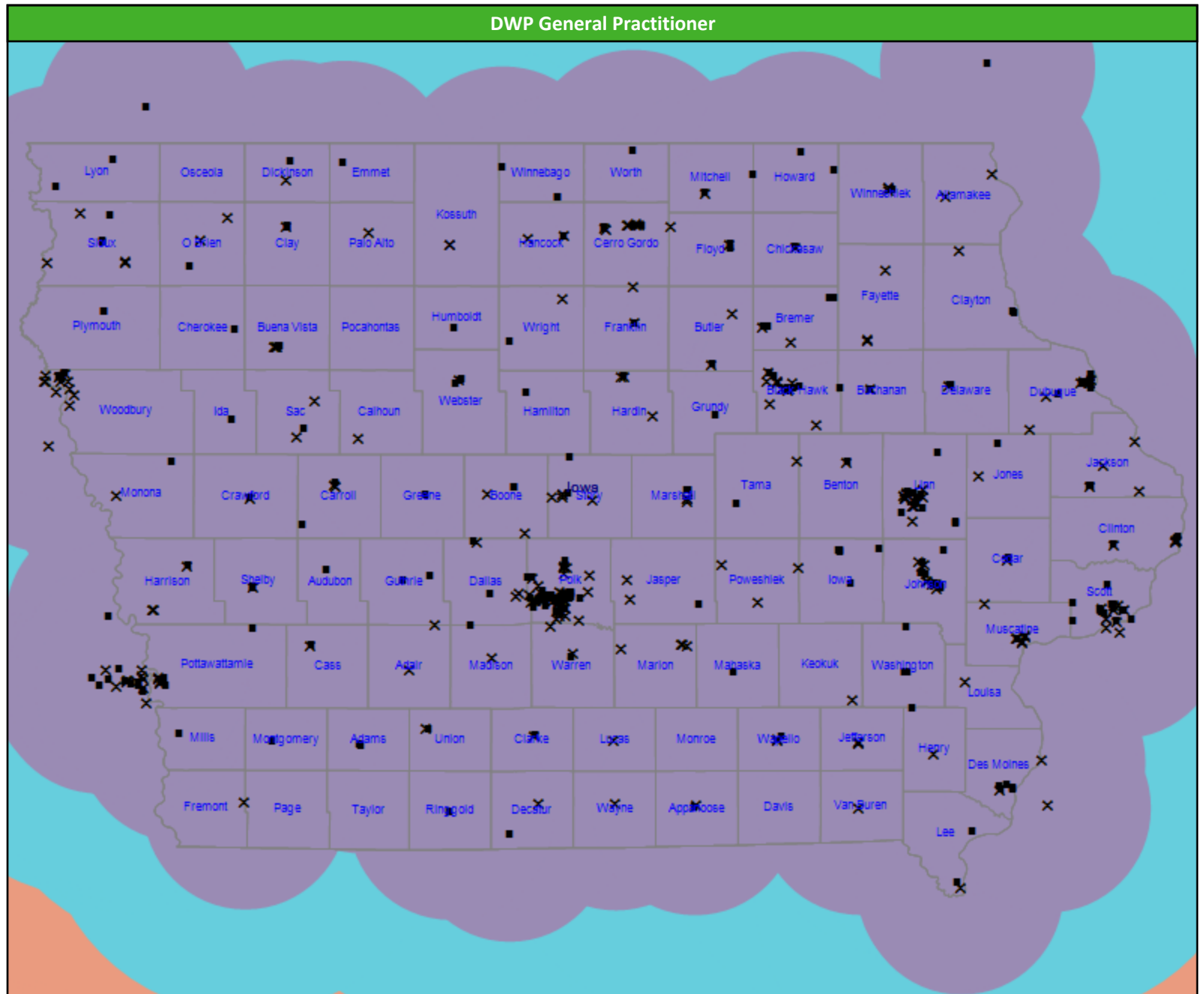
July 25, 2023

DWP General Dentist

1,096 providers at 475 locations

- Single providers (228)
- × Multiple providers (247)
- 30 mile radius
- 60 mile radius
- 90 mile radius

41.42 miles



DWP Oral Surgeon Access Map

July 25, 2023

DWP Oral Surgeon

145 providers at 39 locations

- Single providers (9)
- ✕ Multiple providers (30)
- 30 mile radius
- 60 mile radius
- 90 mile radius

41.42 miles



DWP Endodontist Access Map

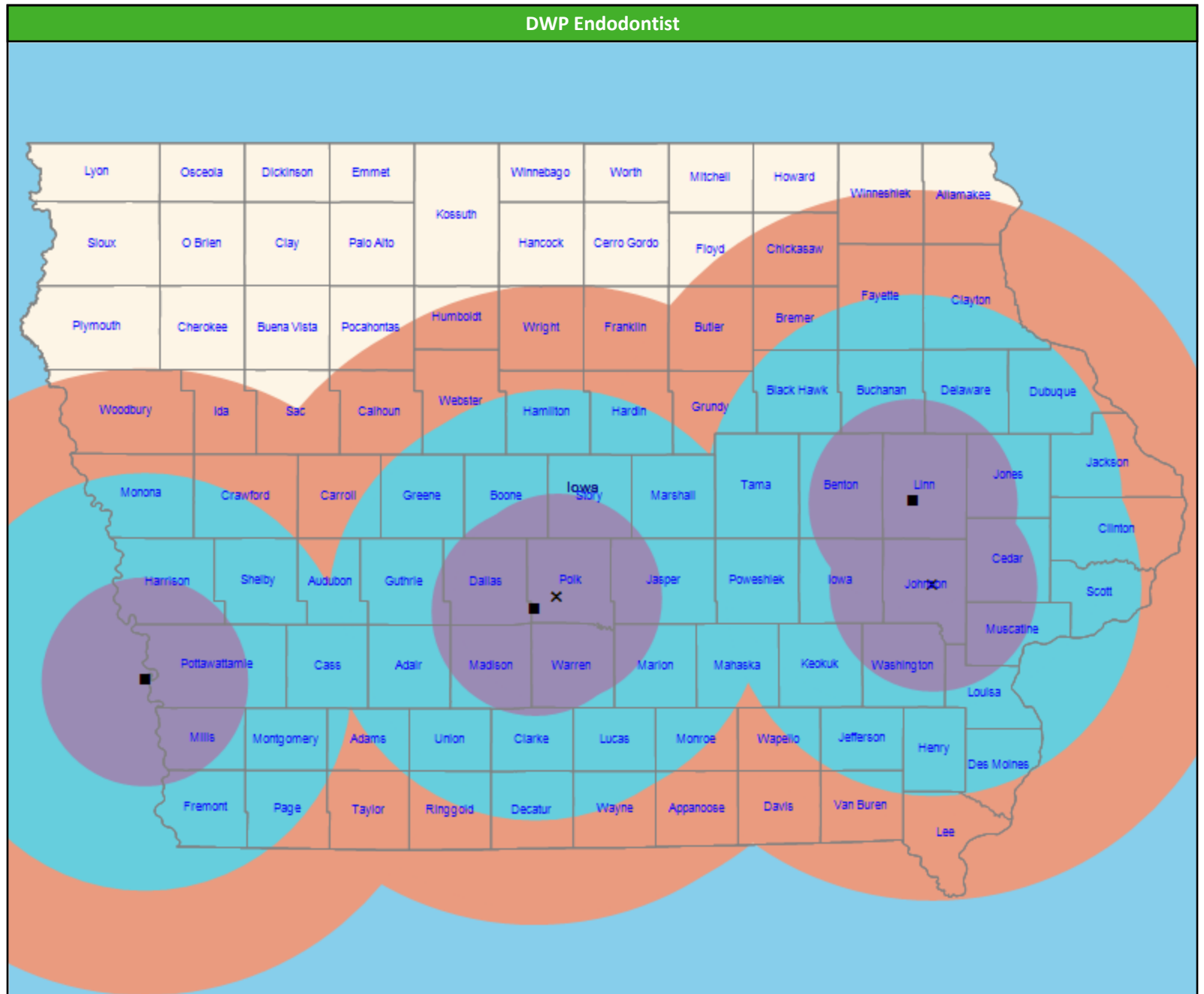
July 25, 2023

DWP Endodontist

10 providers at 5 locations

- Single providers (3)
- ✕ Multiple providers (2)
- 30 mile radius
- 60 mile radius
- 90 mile radius

41.42 miles



DWP Periodontist Access Map

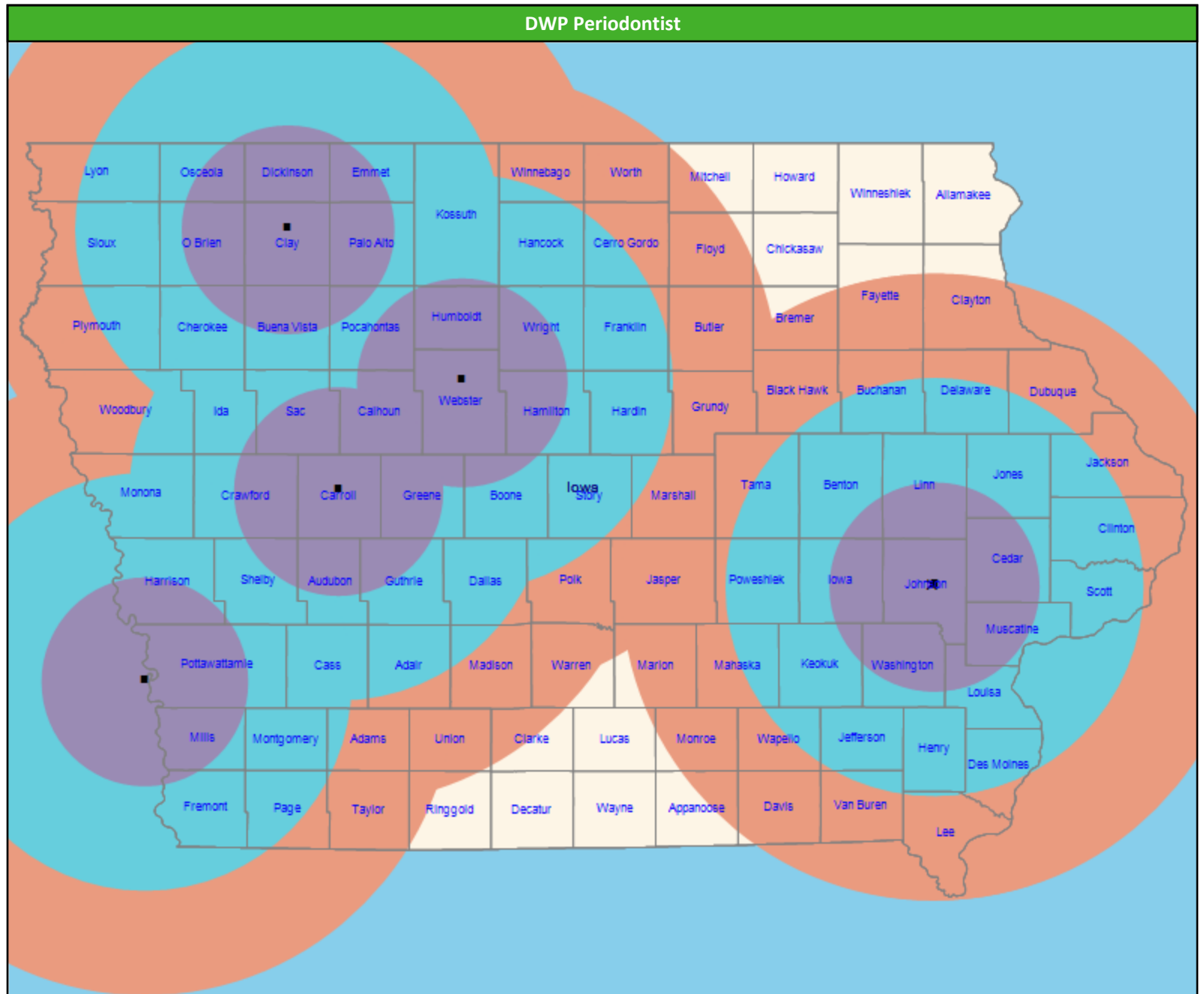
July 25, 2023

DWP Periodontist

12 providers at 6 locations

- Single providers (5)
- ✕ Multiple providers (1)
- 30 mile radius
- 60 mile radius
- 90 mile radius

41.42 miles



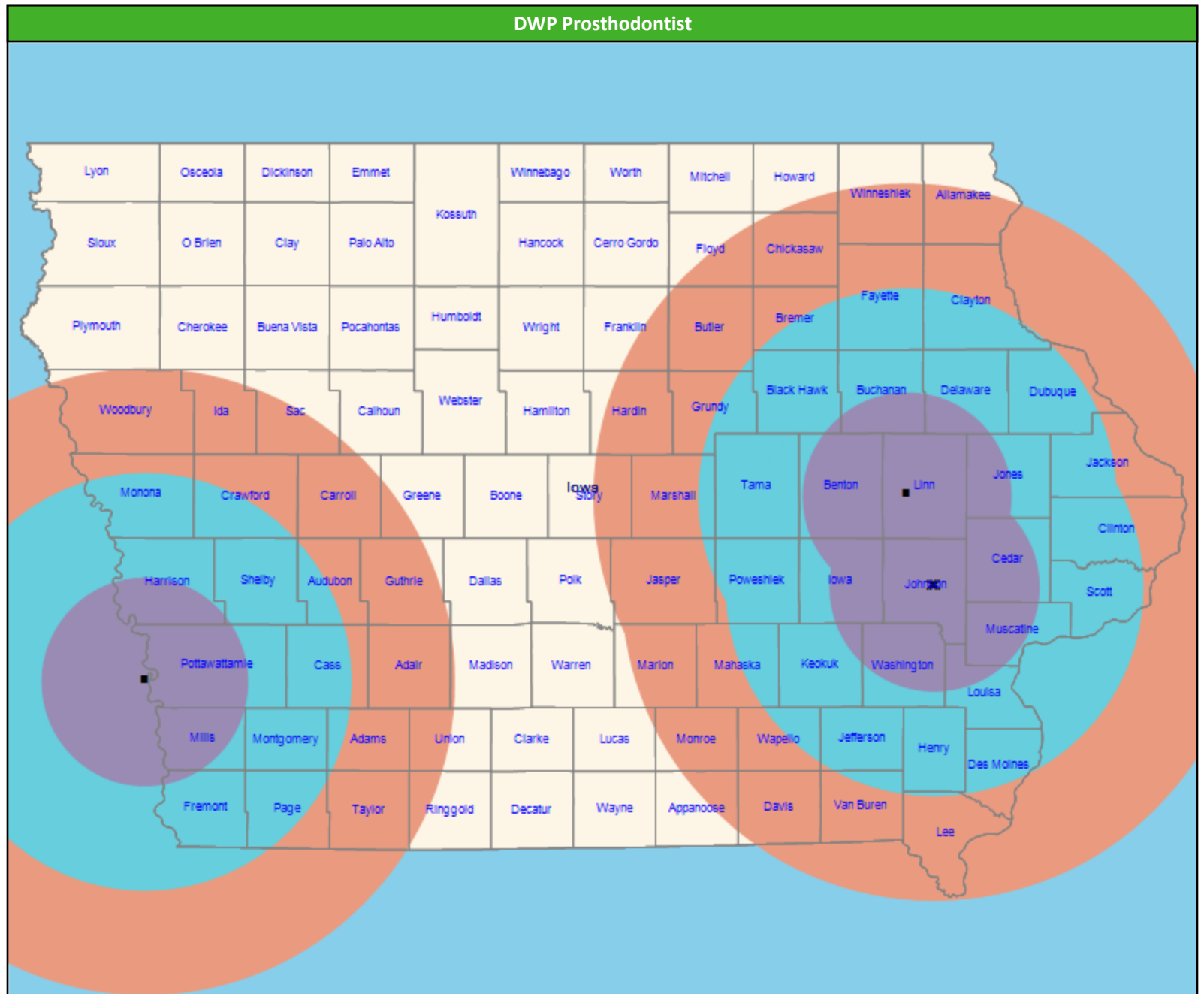
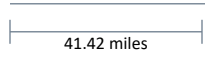
DWP Prosthodontist Access Map

July 25, 2023

DWP Prosthodontist

22 providers at 4 locations

- Single providers (2)
- × Multiple providers (2)
- 30 mile radius
- 60 mile radius
- 90 mile radius



DWP Orthodontist Access Map

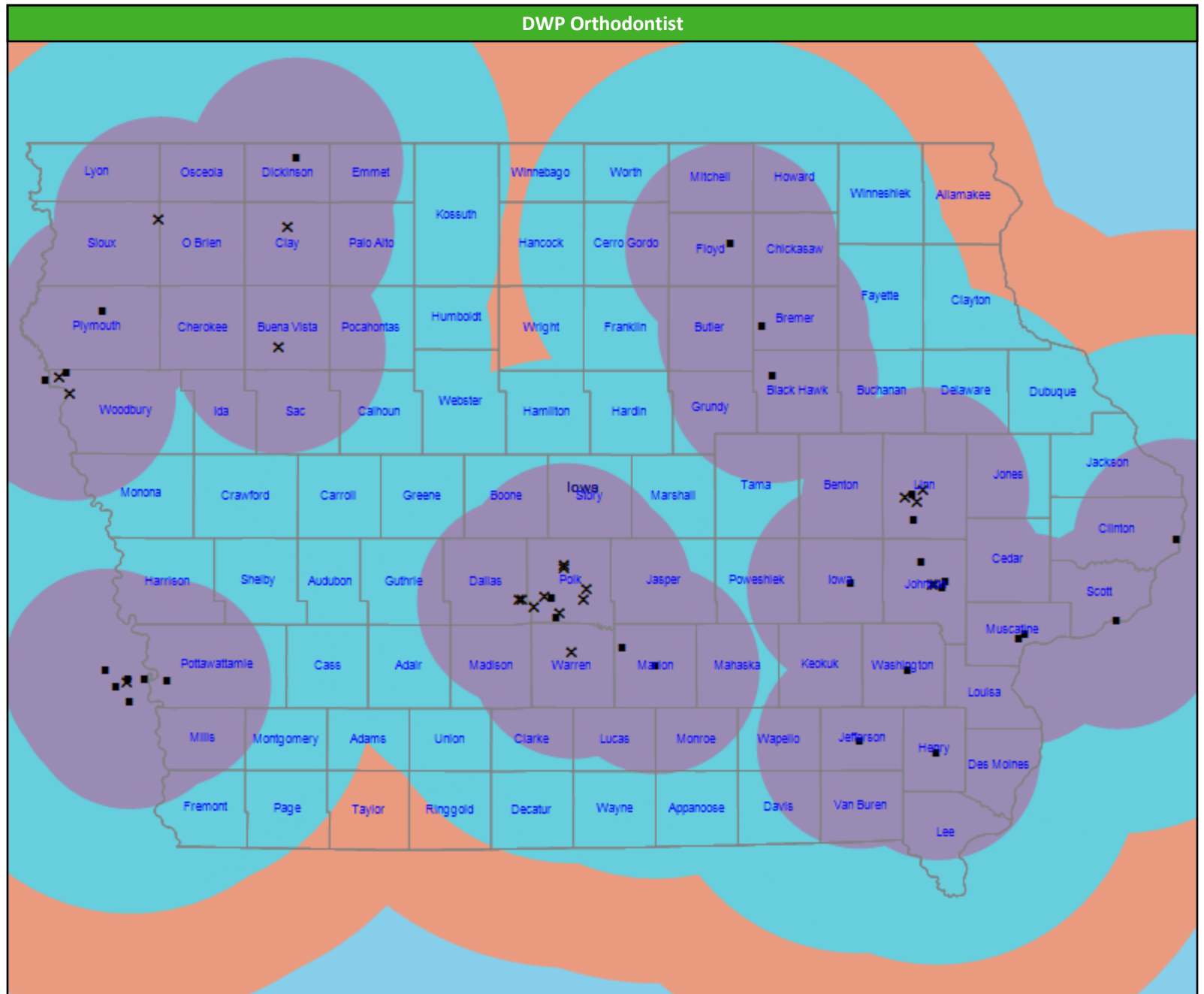
July 25, 2023

DWP Orthodontist

100 providers at 51 locations

- Single providers (30)
- ✕ Multiple providers (21)
- 30 mile radius
- 60 mile radius
- 90 mile radius

41.42 miles



Access Summary By State

July 25, 2023

Access Analysis

DWP Network

Member Group

DWP Members

Provider Group

- DWP All Providers
- DWP General Dentist
- DWP Oral Surgeon
- DWP Endodontist
- DWP Orthodontist
- DWP Periodontist
- DWP Prosthodontist

¹ Provider counts represent:

P: Unique providers

L: Unique provider locations

** These records have been excluded from the analysis because of invalid zip codes.

All Members												
Member		Provider		With Access		Without Access		Counts ¹		Average Distance		Average Time
Group	#	Group	Standard	#	%	#	%	P	L	1	2	1
DWP Members	479,693	DWP All Providers	1 in 30 miles and 3...	479,600	99.9	93	0.1	1,386	533	3.3	4.5	3.6
		DWP General De...	1 in 30 miles and 3...	479,600	99.9	93	0.1	1,096	475	3.4	4.6	3.8
		DWP General De...	1 in 60 miles and 6...	479,672	99.9	21	0.1	1,096	475	3.4	4.6	3.8
		DWP General De...	1 in 90 miles and 9...	479,672	99.9	21	0.1	1,096	475	3.4	4.6	3.8
		DWP Oral Surgeon	1 in 30 miles and 3...	304,387	63.5	175,306	36.5	145	39	21.5	25.7	24.7
		DWP Oral Surgeon	1 in 60 miles and 6...	434,328	90.5	45,365	9.5	145	39	21.5	25.7	24.7
		DWP Oral Surgeon	1 in 90 miles and 9...	473,650	98.7	6,043	1.3	145	39	21.5	25.7	24.7
		DWP Endodontist	1 in 30 miles and 3...	163,990	34.2	315,703	65.8	10	5	46.4	60.0	62.2
		DWP Endodontist	1 in 60 miles and 6...	224,493	46.8	255,200	53.2	10	5	46.4	60.0	62.2
		DWP Endodontist	1 in 90 miles and 9...	345,302	72.0	134,391	28.0	10	5	46.4	60.0	62.2
		DWP Orthodontist	1 in 30 miles and 3...	341,964	71.3	137,729	28.7	100	51	18.0	24.1	20.1
		DWP Orthodontist	1 in 60 miles and 6...	451,093	94.0	28,600	6.0	100	51	18.0	24.1	20.1
		DWP Orthodontist	1 in 90 miles and 9...	479,653	99.9	40	0.1	100	51	18.0	24.1	20.1
		DWP Periodontist	1 in 30 miles and 3...	59,792	12.5	419,901	87.5	12	6	57.6	67.9	74.1
		DWP Periodontist	1 in 60 miles and 6...	155,384	32.4	324,309	67.6	12	6	57.6	67.9	74.1
		DWP Periodontist	1 in 90 miles and 9...	297,236	62.0	182,457	38.0	12	6	57.6	67.9	74.1
		DWP Prosthodo...	1 in 30 miles and 3...	71,064	14.8	408,629	85.2	22	4	73.0	106.9	98.9
		DWP Prosthodo...	1 in 60 miles and 6...	103,480	21.6	376,213	78.4	22	4	73.0	106.9	98.9
		DWP Prosthodo...	1 in 90 miles and 9...	197,992	41.3	281,701	58.7	22	4	73.0	106.9	98.9

Key Geographic Areas										
State Name	Member	Provider		With Access		Without Access		Average Distance		Average Time
	#	Group	Standard	#	%	#	%	1	2	1
Iowa	479,656	DWP All Providers	1 in 30 miles and 30 mins	479,588	99.9	68	0.1	3.2	4.4	3.6
		DWP General Dentist	1 in 30 miles and 30 mins	479,588	99.9	68	0.1	3.3	4.6	3.7
		DWP General Dentist	1 in 60 miles and 60 mins	479,656	100.0	0	0.0	3.3	4.6	3.7
		DWP General Dentist	1 in 90 miles and 90 mins	479,656	100.0	0	0.0	3.3	4.6	3.7
		DWP Oral Surgeon	1 in 30 miles and 30 mins	304,382	63.5	175,274	36.5	21.5	25.7	24.7
		DWP Oral Surgeon	1 in 60 miles and 60 mins	434,316	90.5	45,340	9.5	21.5	25.7	24.7
		DWP Oral Surgeon	1 in 90 miles and 90 mins	473,636	98.7	6,020	1.3	21.5	25.7	24.7
		DWP Endodontist	1 in 30 miles and 30 mins	163,987	34.2	315,669	65.8	46.4	60.0	62.1
		DWP Endodontist	1 in 60 miles and 60 mins	224,490	46.8	255,166	53.2	46.4	60.0	62.1
		DWP Endodontist	1 in 90 miles and 90 mins	345,298	72.0	134,358	28.0	46.4	60.0	62.1
		DWP Orthodontist	1 in 30 miles and 30 mins	341,960	71.3	137,696	28.7	17.9	24.0	20.1
		DWP Orthodontist	1 in 60 miles and 60 mins	451,083	94.0	28,573	6.0	17.9	24.0	20.1
		DWP Orthodontist	1 in 90 miles and 90 mins	479,639	99.9	17	0.1	17.9	24.0	20.1
		DWP Periodontist	1 in 30 miles and 30 mins	59,789	12.5	419,867	87.5	57.6	67.9	74.1
		DWP Periodontist	1 in 60 miles and 60 mins	155,381	32.4	324,275	67.6	57.6	67.9	74.1
		DWP Periodontist	1 in 90 miles and 90 mins	297,229	62.0	182,427	38.0	57.6	67.9	74.1

Access Summary By City

July 25, 2023

Access Analysis

DWP Network

Member Group

DWP Members

Provider Group

- DWP All Providers
- DWP General Dentist
- DWP Oral Surgeon
- DWP Endodontist
- DWP Orthodontist
- DWP Periodontist
- DWP Prosthodontist

¹ Provider counts represent:

P: Unique providers

L: Unique provider locations

** These records have been excluded from the analysis because of invalid zip codes.

All Members												
Member		Provider		With Access		Without Access		Counts ¹		Average Distance		Average Time
Group	#	Group	Standard	#	%	#	%	P	L	1	2	1
DWP Members	479,693	DWP All Providers	1 in 30 miles and 3...	479,600	99.9	93	0.1	1,386	533	3.3	4.5	3.6
		DWP General De...	1 in 30 miles and 3...	479,600	99.9	93	0.1	1,096	475	3.4	4.6	3.8
		DWP General De...	1 in 60 miles and 6...	479,672	99.9	21	0.1	1,096	475	3.4	4.6	3.8
		DWP General De...	1 in 90 miles and 9...	479,672	99.9	21	0.1	1,096	475	3.4	4.6	3.8
		DWP Oral Surgeon	1 in 30 miles and 3...	304,387	63.5	175,306	36.5	145	39	21.5	25.7	24.7
		DWP Oral Surgeon	1 in 60 miles and 6...	434,328	90.5	45,365	9.5	145	39	21.5	25.7	24.7
		DWP Oral Surgeon	1 in 90 miles and 9...	473,650	98.7	6,043	1.3	145	39	21.5	25.7	24.7
		DWP Endodontist	1 in 30 miles and 3...	163,990	34.2	315,703	65.8	10	5	46.4	60.0	62.2
		DWP Endodontist	1 in 60 miles and 6...	224,493	46.8	255,200	53.2	10	5	46.4	60.0	62.2
		DWP Endodontist	1 in 90 miles and 9...	345,302	72.0	134,391	28.0	10	5	46.4	60.0	62.2
		DWP Orthodontist	1 in 30 miles and 3...	341,964	71.3	137,729	28.7	100	51	18.0	24.1	20.1
		DWP Orthodontist	1 in 60 miles and 6...	451,093	94.0	28,600	6.0	100	51	18.0	24.1	20.1
		DWP Orthodontist	1 in 90 miles and 9...	479,653	99.9	40	0.1	100	51	18.0	24.1	20.1
		DWP Periodontist	1 in 30 miles and 3...	59,792	12.5	419,901	87.5	12	6	57.6	67.9	74.1
		DWP Periodontist	1 in 60 miles and 6...	155,384	32.4	324,309	67.6	12	6	57.6	67.9	74.1
		DWP Periodontist	1 in 90 miles and 9...	297,236	62.0	182,457	38.0	12	6	57.6	67.9	74.1
		DWP Prosthodo...	1 in 30 miles and 3...	71,064	14.8	408,629	85.2	22	4	73.0	106.9	98.9
		DWP Prosthodo...	1 in 60 miles and 6...	103,480	21.6	376,213	78.4	22	4	73.0	106.9	98.9
		DWP Prosthodo...	1 in 90 miles and 9...	197,992	41.3	281,701	58.7	22	4	73.0	106.9	98.9

Key Geographic Areas										
City	Member	Provider		With Access		Without Access		Average Distance		Average Time
	#	Group	Standard	#	%	#	%	1	2	1
Des Moines, IA	51,610	DWP All Providers	1 in 30 miles and 30 mins	51,610	100.0	0	0.0	0.8	1.0	1.3
		DWP General Dentist	1 in 30 miles and 30 mins	51,610	100.0	0	0.0	0.9	1.1	1.3
		DWP General Dentist	1 in 60 miles and 60 mins	51,610	100.0	0	0.0	0.9	1.1	1.3
		DWP General Dentist	1 in 90 miles and 90 mins	51,610	100.0	0	0.0	0.9	1.1	1.3
		DWP Oral Surgeon	1 in 30 miles and 30 mins	51,597	99.9	13	0.1	5.5	5.5	8.1
		DWP Oral Surgeon	1 in 60 miles and 60 mins	51,603	99.9	7	0.1	5.5	5.5	8.1
		DWP Oral Surgeon	1 in 90 miles and 90 mins	51,607	99.9	3	0.1	5.5	5.5	8.1
		DWP Endodontist	1 in 30 miles and 30 mins	51,590	99.9	20	0.1	4.3	4.3	7.5
		DWP Endodontist	1 in 60 miles and 60 mins	51,592	99.9	18	0.1	4.3	4.3	7.5
		DWP Endodontist	1 in 90 miles and 90 mins	51,598	99.9	12	0.1	4.3	4.3	7.5
		DWP Orthodontist	1 in 30 miles and 30 mins	51,597	99.9	13	0.1	3.0	3.6	4.7
		DWP Orthodontist	1 in 60 miles and 60 mins	51,604	99.9	6	0.1	3.0	3.6	4.7
		DWP Orthodontist	1 in 90 miles and 90 mins	51,610	100.0	0	0.0	3.0	3.6	4.7
		DWP Periodontist	1 in 30 miles and 30 mins	8	0.1	51,602	99.9	74.2	77.2	96.5
		DWP Periodontist	1 in 60 miles and 60 mins	10	0.1	51,600	99.9	74.2	77.2	96.5
		DWP Periodontist	1 in 90 miles and 90 mins	14,468	28.0	37,142	72.0	74.2	77.2	96.5