

Network Access Analysis

Dental Wellness Plan

Delta Dental of Iowa

November 9, 2022

Contents

Report Contents

Access Overview 30 Miles	3
<i>DWP Members: DWP All Providers, DWP Members: DWP General Dentist, DWP Members: DWP Oral Surgeon, DWP Members: DWP Endodontist, DWP Members: DWP Orthodontist, DWP Members: DWP Periodontist, DWP Members: DWP Prosthodontist</i>	
Access Overview 60 Miles	10
<i>DWP Members: DWP All Providers, DWP Members: DWP General Dentist, DWP Members: DWP Oral Surgeon, DWP Members: DWP Endodontist, DWP Members: DWP Orthodontist, DWP Members: DWP Periodontist, DWP Members: DWP Prosthodontist</i>	
Access Overview 90 Miles	17
<i>DWP Members: DWP All Providers, DWP Members: DWP General Dentist, DWP Members: DWP Oral Surgeon, DWP Members: DWP Endodontist, DWP Members: DWP Orthodontist, DWP Members: DWP Periodontist, DWP Members: DWP Prosthodontist</i>	
DWP General Dentist Access Map	24
DWP Oral Surgeon Access Map	25
DWP Endodontist Access Map	26
DWP Periodontist Access Map	27
DWP Prosthodontist Access Map	28
DWP Orthodontist Access Map	29
Access Summary By State	30
<i>DWP Members: DWP General Dentist, DWP Members: DWP General Dentist, DWP Members: DWP General Dentist, DWP Members: DWP Oral Surgeon, DWP Members: DWP Oral Surgeon, DWP Members: DWP Oral Surgeon, DWP Members: DWP Endodontist, DWP Members: DWP Endodontist, DWP Members: DWP Endodontist, DWP Members: DWP Periodontist, DWP Members: DWP Periodontist, DWP Members: DWP Periodontist, DWP Members: DWP Prosthodontist, DWP Members: DWP Prosthodontist, DWP Members: DWP Prosthodontist, DWP Members: DWP Orthodontist, DWP Members: DWP Orthodontist, DWP Members: DWP Orthodontist, DWP Members: DWP All Providers</i>	
Access Summary By City	31
<i>DWP Members: DWP General Dentist, DWP Members: DWP General Dentist, DWP Members: DWP General Dentist, DWP Members: DWP Oral Surgeon, DWP Members: DWP Oral Surgeon, DWP Members: DWP Oral Surgeon, DWP Members: DWP Endodontist, DWP Members: DWP Endodontist, DWP Members: DWP Endodontist, DWP Members: DWP Periodontist, DWP Members: DWP Periodontist, DWP Members: DWP Periodontist, DWP Members: DWP Prosthodontist, DWP Members: DWP Prosthodontist, DWP Members: DWP Prosthodontist, DWP Members: DWP Orthodontist, DWP Members: DWP Orthodontist, DWP Members: DWP Orthodontist, DWP Members: DWP All Providers</i>	

Access Overview 30 Miles

November 9, 2022

Access Analysis

DWP Network

Member / Provider Groups

DWP Members

DWP All Providers


Comparison Graph

Percent of members with access to a choice of providers over miles

- 1st closest
- 2nd closest

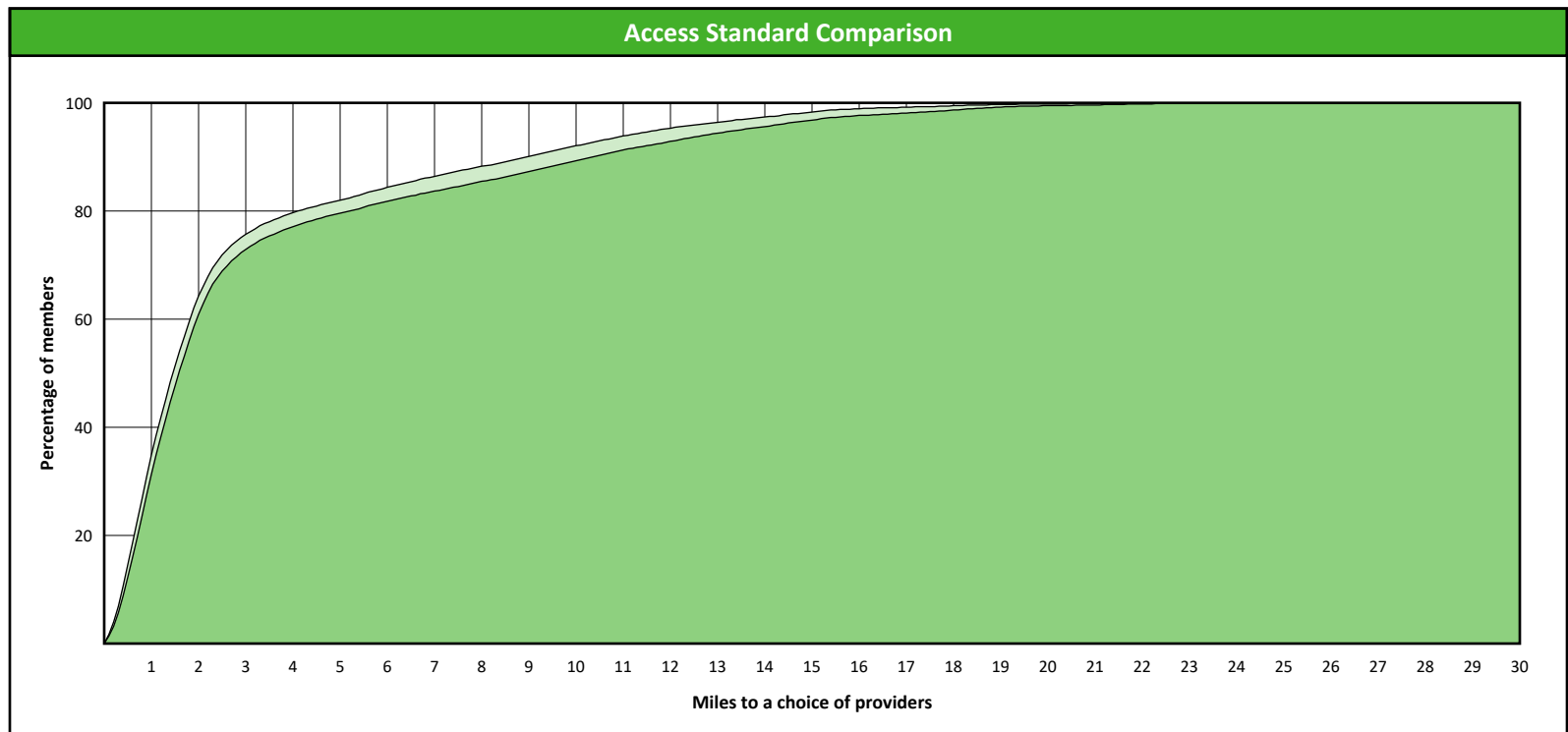
¹ The Access Standard is defined as (DWP Members) members accessing:

1 (DWP All Providers) provider in 30 miles and 30 minutes



Distances/Times

	Average
Distance/Time to 1st closest provider	3.0 miles 3.4 mins
Distance/Time to 2nd closest provider	3.4 miles 3.9 mins



Access Overview 30 Miles

November 9, 2022

Access Analysis

DWP Network

Member / Provider Groups

DWP Members

DWP General Dentist


Comparison Graph

Percent of members with access to a choice of providers over miles

- 1st closest
- 2nd closest

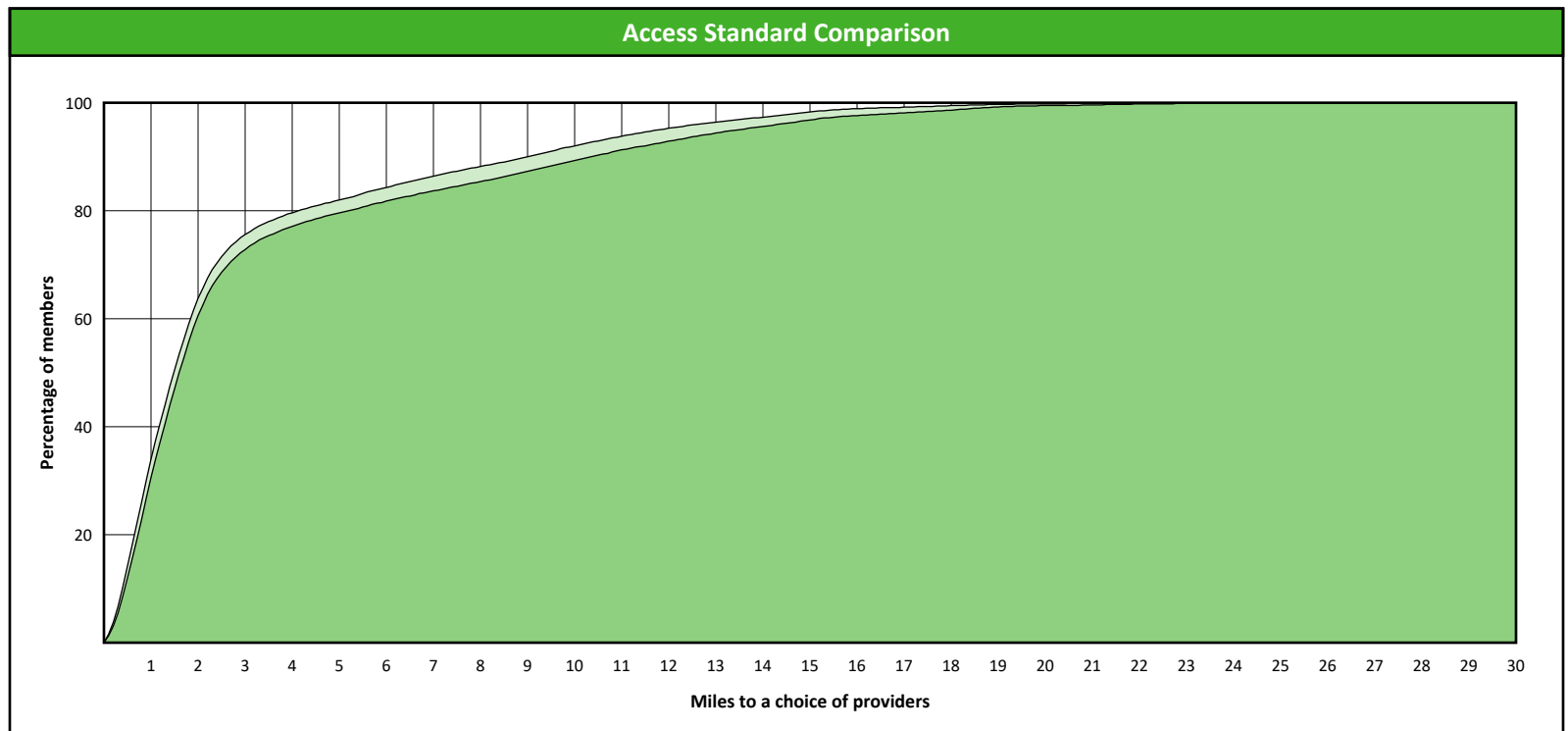
¹ The Access Standard is defined as (DWP Members) members accessing:

1 (DWP General Dentist) provider in 30 miles and 30 minutes



Distances/Times

		Average
Distance/Time to 1st closest provider		3.0 miles 3.4 mins
Distance/Time to 2nd closest provider		3.4 miles 3.9 mins



Access Overview 30 Miles

November 9, 2022

Access Analysis

DWP Network

Member / Provider Groups

DWP Members

DWP Oral Surgeon


Comparison Graph

Percent of members with access to a choice of providers over miles

- 1st closest
- 2nd closest

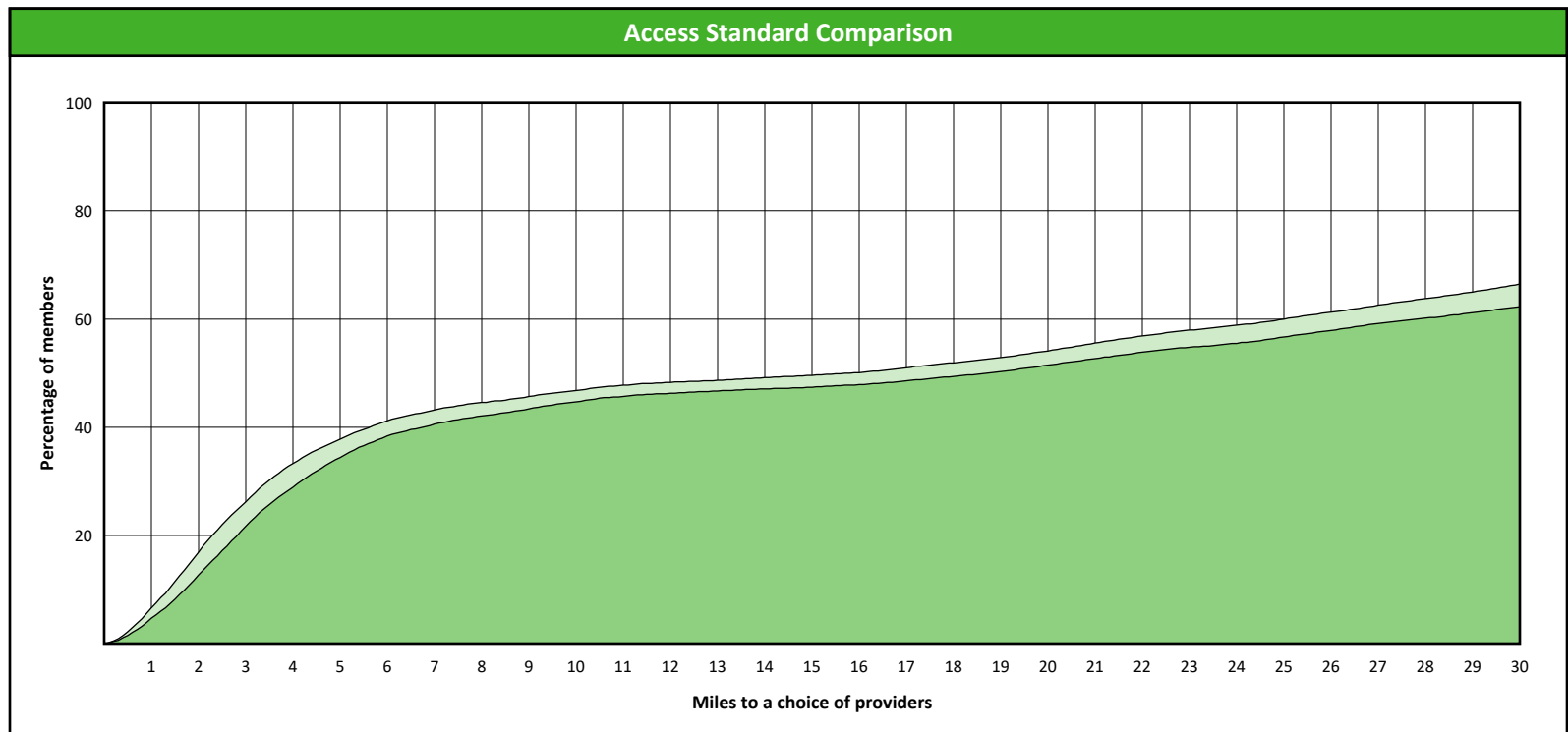
¹ The Access Standard is defined as (DWP Members) members accessing:

1 (DWP Oral Surgeon) provider in 30 miles and 30 minutes



Distances/Times

	Average
Distance/Time to 1st closest provider	21.2 miles 24.4 mins
Distance/Time to 2nd closest provider	24.7 miles 29.4 mins



Access Overview 30 Miles

November 9, 2022

Access Analysis

DWP Network

Member / Provider Groups

DWP Members

DWP Endodontist


Comparison Graph

Percent of members with access to a choice of providers over miles

- 1st closest
- 2nd closest

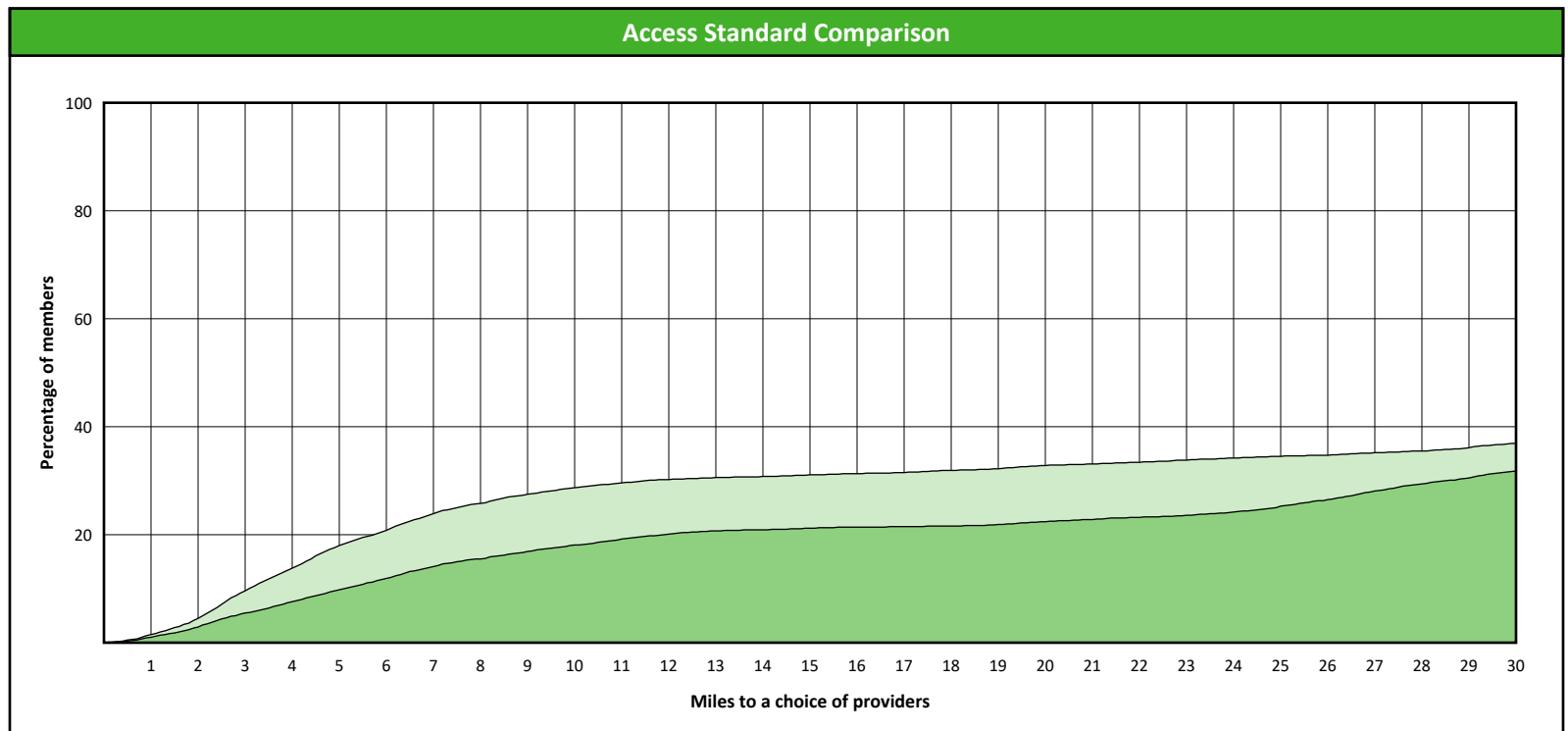
¹ The Access Standard is defined as (DWP Members) members accessing:

1 (DWP Endodontist) provider in 30 miles and 30 minutes



Distances/Times

	Average
Distance/Time to 1st closest provider	46.7 miles 62.2 mins
Distance/Time to 2nd closest provider	60.5 miles 83.1 mins



Access Overview 30 Miles

November 9, 2022

Access Analysis

DWP Network

Member / Provider Groups

DWP Members

DWP Orthodontist


Comparison Graph

Percent of members with access to a choice of providers over miles

- 1st closest
- 2nd closest

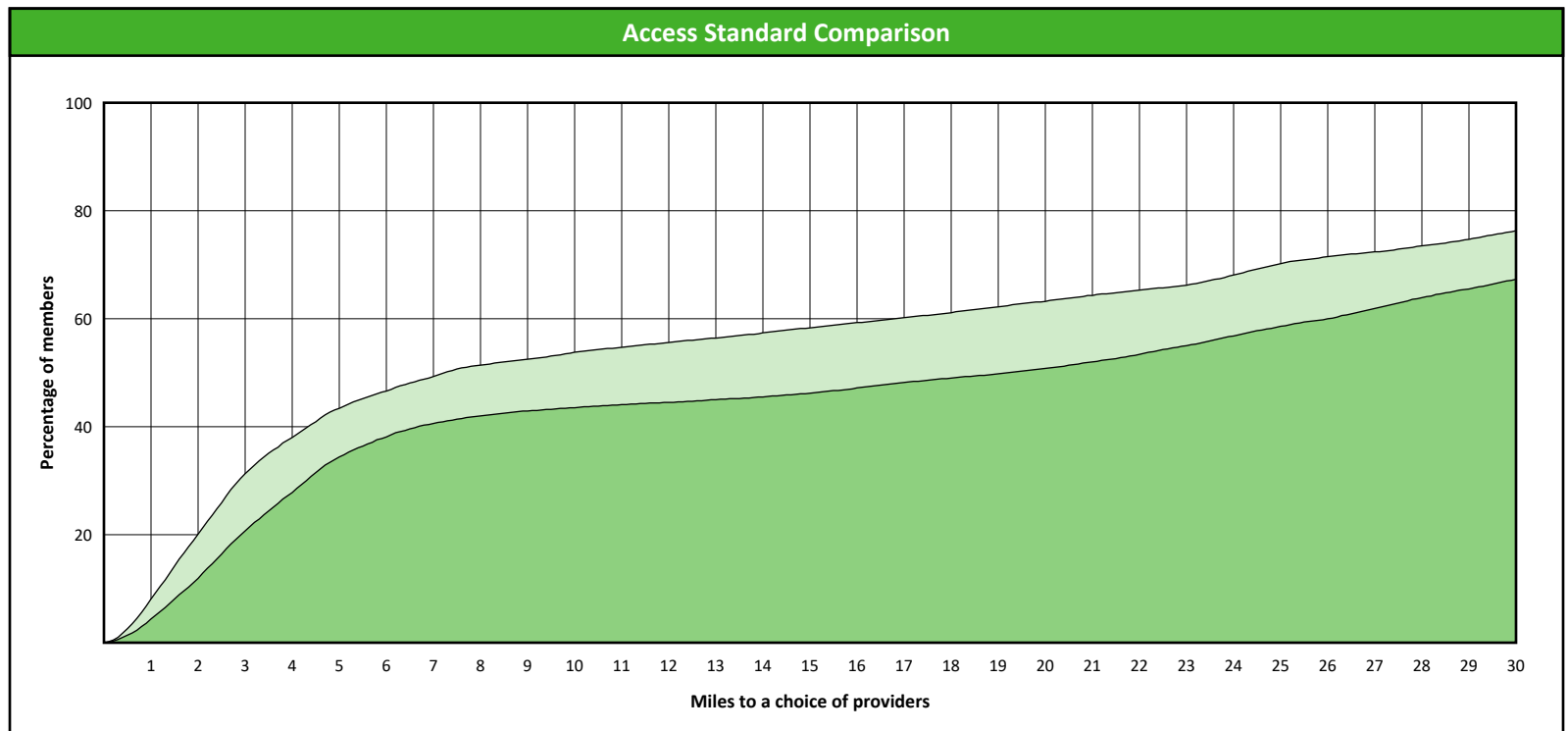
¹ The Access Standard is defined as (DWP Members) members accessing:

1 (DWP Orthodontist) provider in 30 miles and 30 minutes



Distances/Times

	Average
Distance/Time to 1st closest provider	17.4 miles 19.5 mins
Distance/Time to 2nd closest provider	22.2 miles 25.3 mins



Access Overview 30 Miles

November 9, 2022

Access Analysis

DWP Network

Member / Provider Groups

DWP Members

DWP Periodontist


Comparison Graph

Percent of members with access to a choice of providers over miles

- 1st closest
- 2nd closest

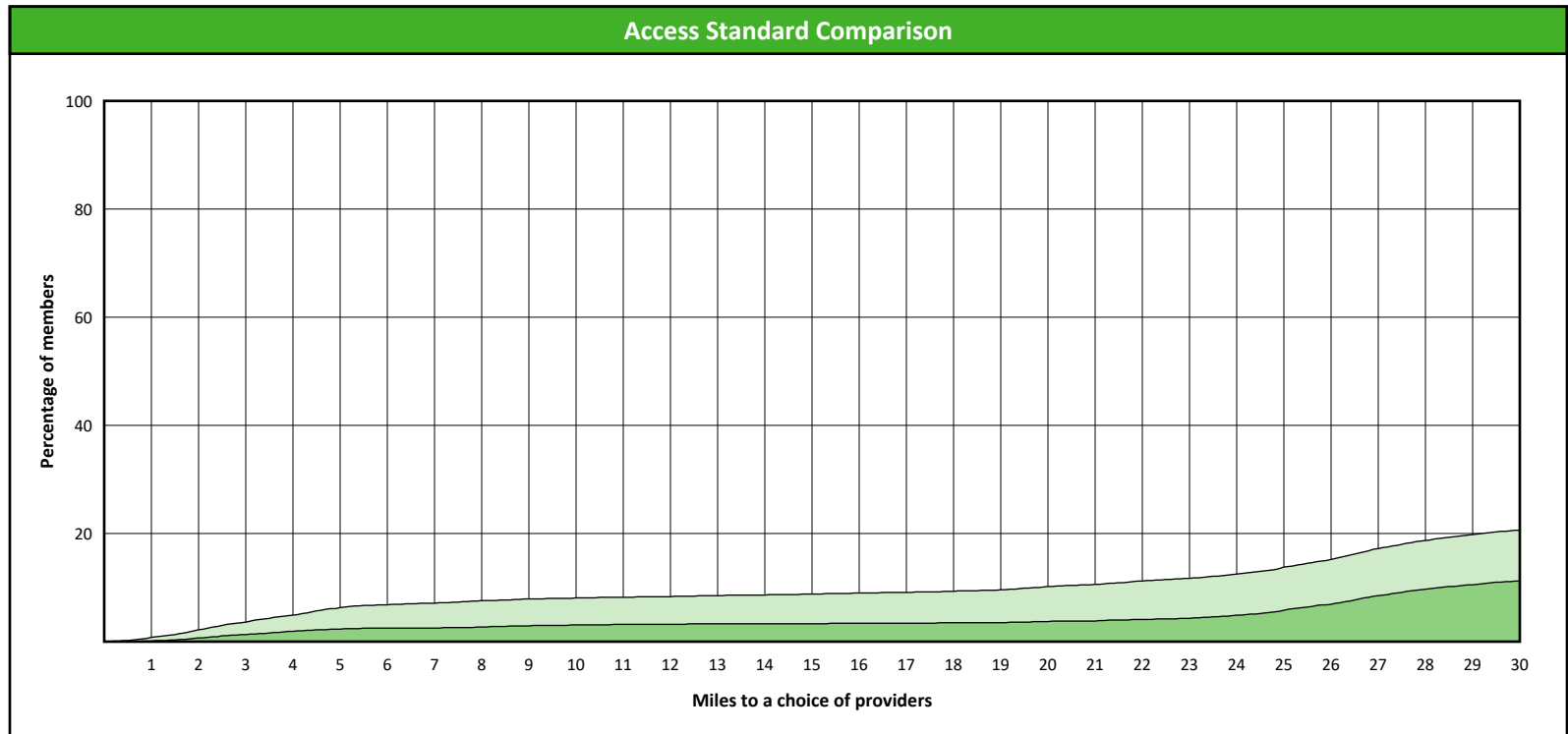
¹ The Access Standard is defined as (DWP Members) members accessing:

1 (DWP Periodontist) provider in 30 miles and 30 minutes



Distances/Times

	Average
Distance/Time to 1st closest provider	57.8 miles 74.4 mins
Distance/Time to 2nd closest provider	68.0 miles 87.4 mins



Access Overview 30 Miles

November 9, 2022

Access Analysis

DWP Network

Member / Provider Groups

DWP Members

DWP Prosthodontist


Comparison Graph

Percent of members with access to a choice of providers over miles

- 1st closest
- 2nd closest

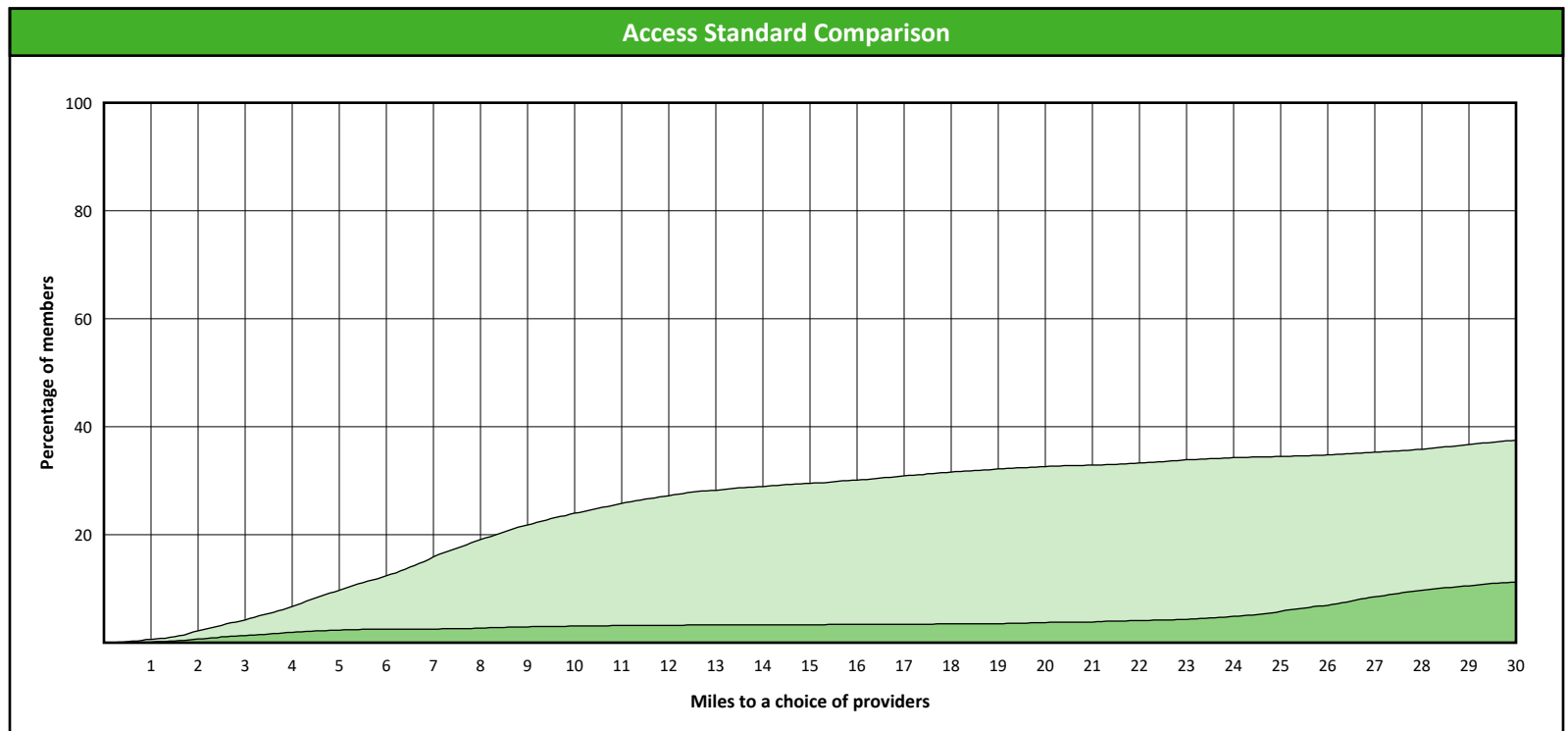
¹ The Access Standard is defined as (DWP Members) members accessing:

1 (DWP Prosthodontist) provider in 30 miles and 30 minutes



Distances/Times

	Average
Distance/Time to 1st closest provider	47.1 miles 62.3 mins
Distance/Time to 2nd closest provider	88.0 miles 118.4 mins



Access Overview 60 Miles

November 9, 2022

Access Analysis

DWP Network

Member / Provider Groups

DWP Members

DWP All Providers


Comparison Graph

Percent of members with access to a choice of providers over miles

- 1st closest
- 2nd closest

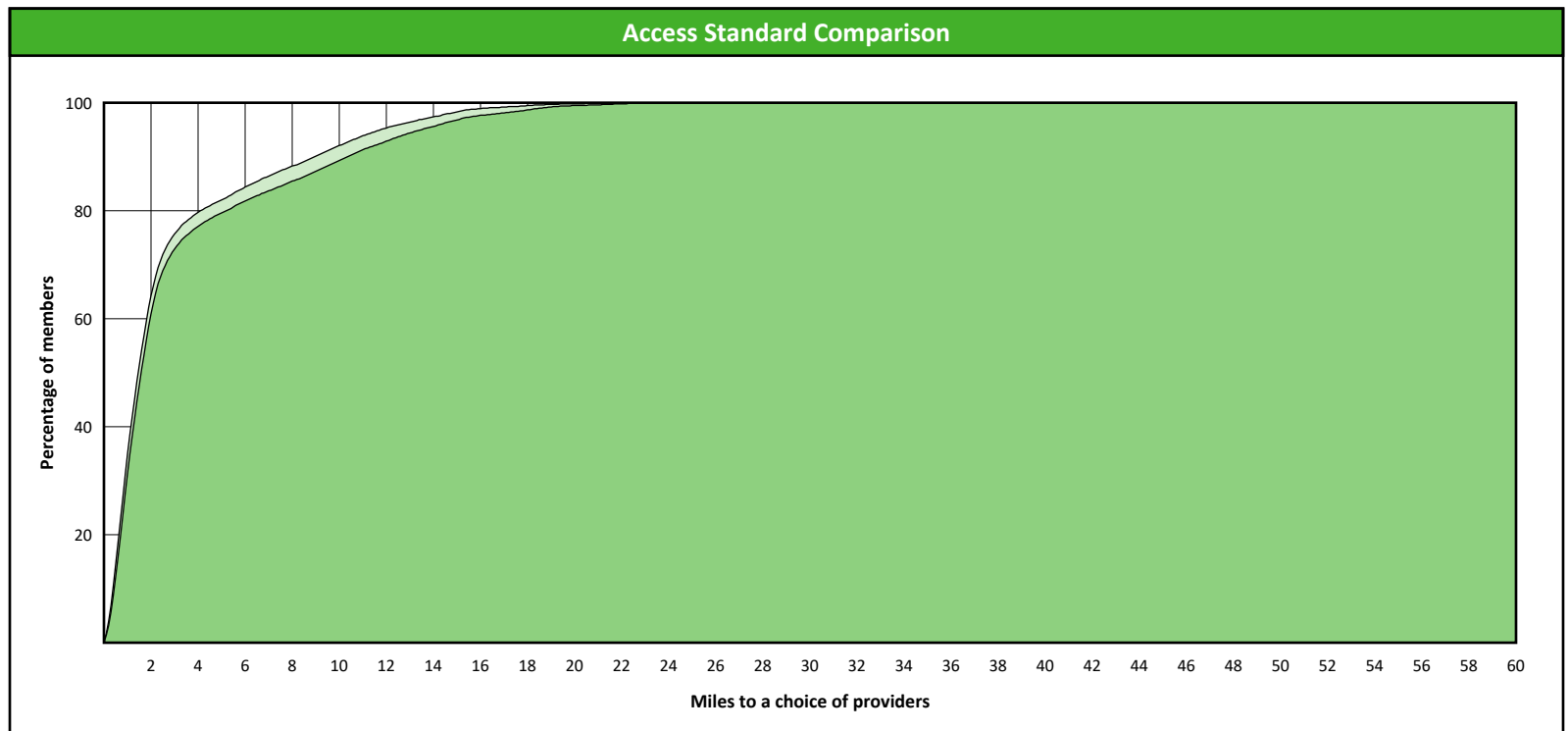
¹ The Access Standard is defined as (DWP Members) members accessing:

1 (DWP All Providers) provider in 60 miles and 60 minutes



Distances/Times

	Average
Distance/Time to 1st closest provider	3.0 miles 3.4 mins
Distance/Time to 2nd closest provider	3.4 miles 3.9 mins



Access Overview 60 Miles

November 9, 2022

Access Analysis

DWP Network

Member / Provider Groups

DWP Members

DWP General Dentist


Comparison Graph

Percent of members with access to a choice of providers over miles

- 1st closest
- 2nd closest

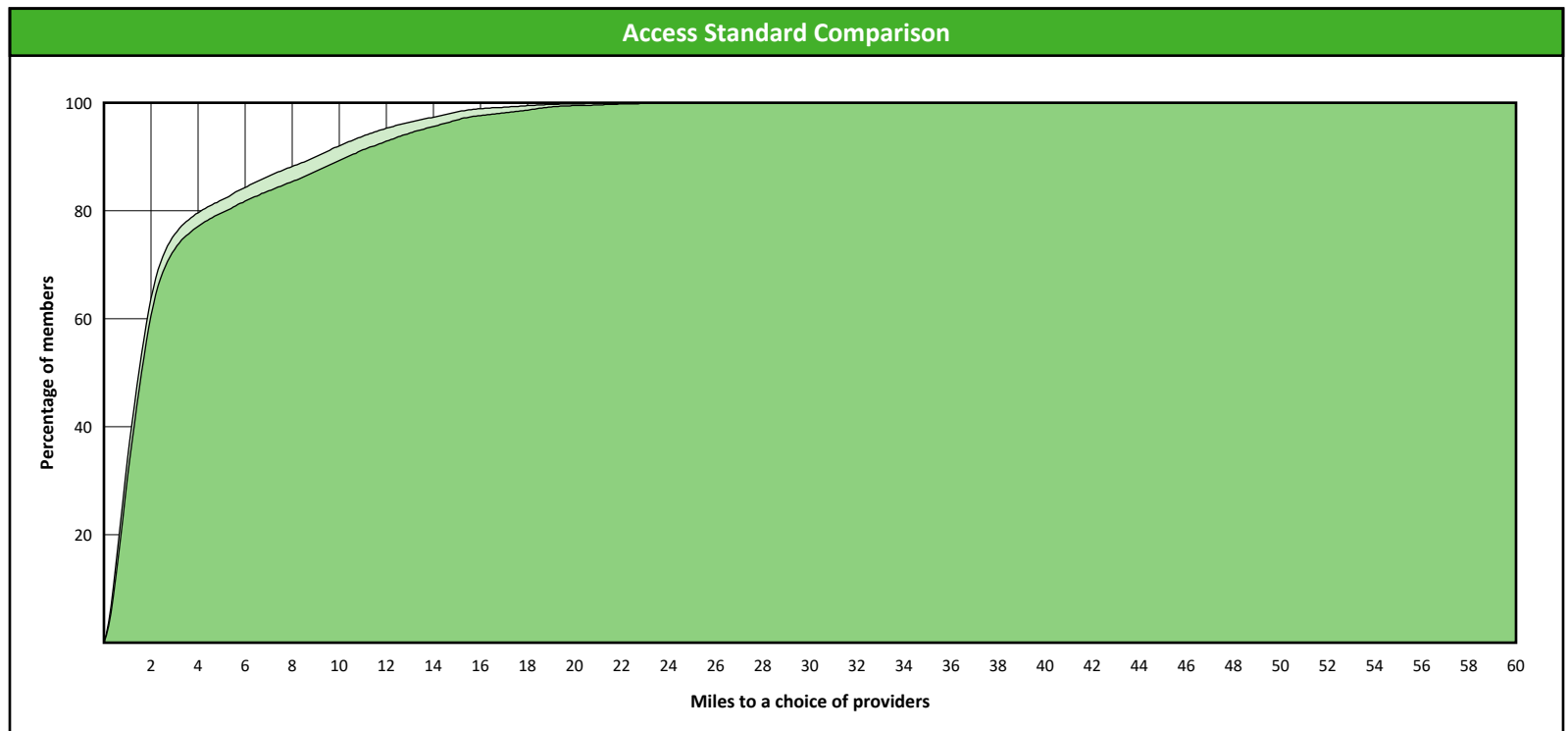
¹ The Access Standard is defined as (DWP Members) members accessing:

1 (DWP General Dentist) provider in 60 miles and 60 minutes



Distances/Times

	Average
Distance/Time to 1st closest provider	3.0 miles 3.4 mins
Distance/Time to 2nd closest provider	3.4 miles 3.9 mins



Access Overview 60 Miles

November 9, 2022

Access Analysis

DWP Network

Member / Provider Groups

DWP Members

DWP Oral Surgeon


Comparison Graph

Percent of members with access to a choice of providers over miles

- 1st closest
- 2nd closest

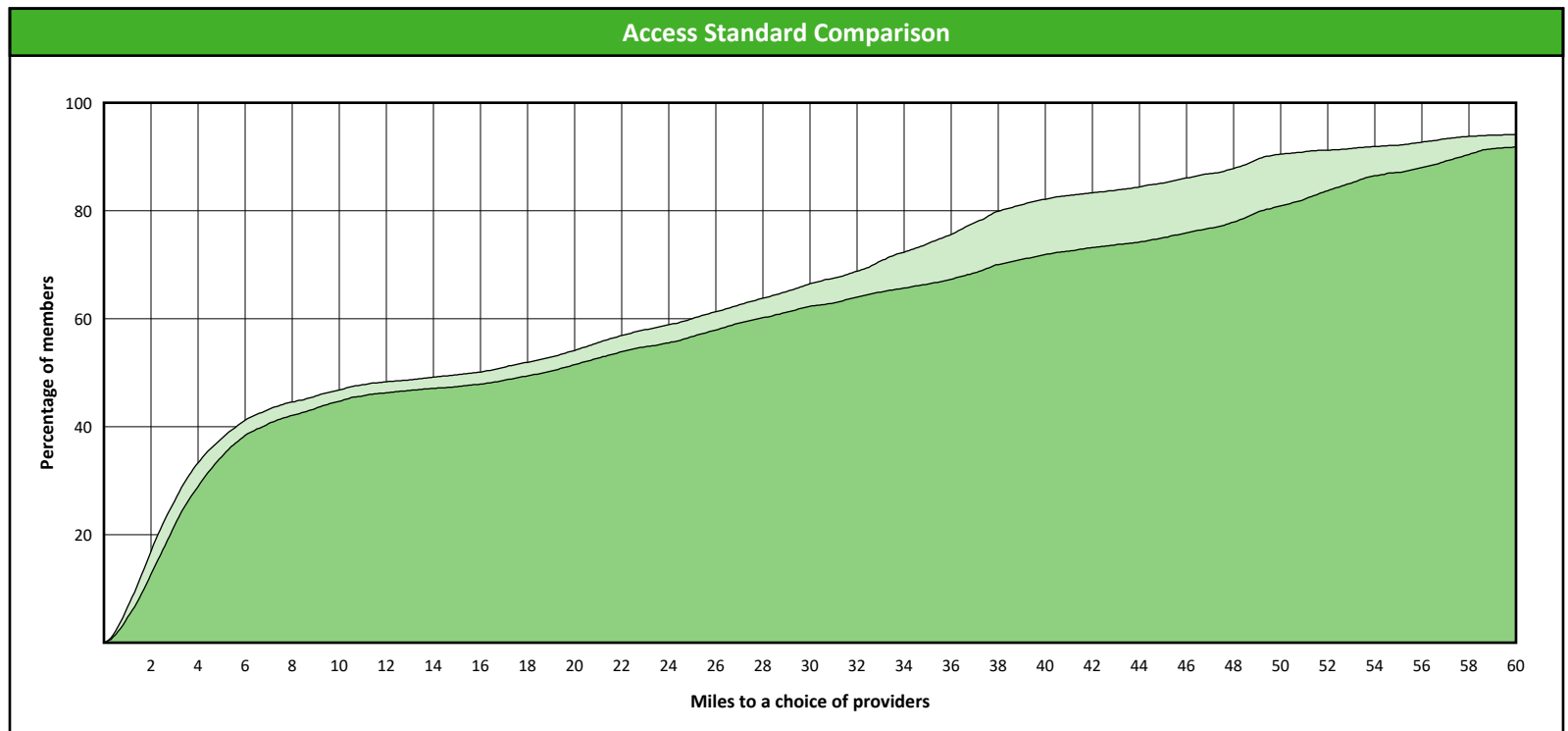
¹ The Access Standard is defined as (DWP Members) members accessing:

1 (DWP Oral Surgeon) provider in 60 miles and 60 minutes



Distances/Times

	Average
Distance/Time to 1st closest provider	21.2 miles 24.4 mins
Distance/Time to 2nd closest provider	24.7 miles 29.4 mins



Access Overview 60 Miles

November 9, 2022

Access Analysis

DWP Network

Member / Provider Groups

DWP Members

DWP Endodontist


Comparison Graph

Percent of members with access to a choice of providers over miles

- 1st closest
- 2nd closest

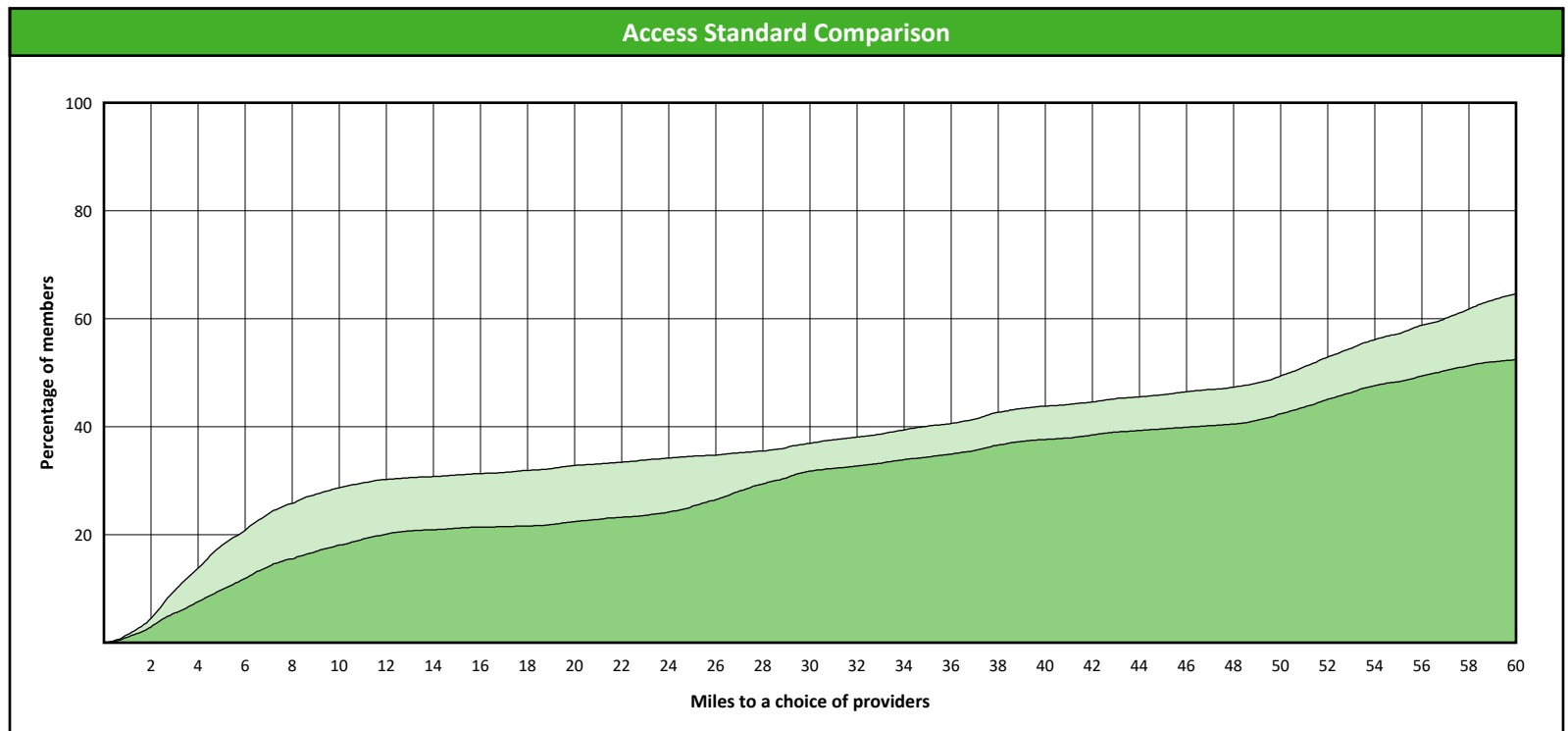
¹ The Access Standard is defined as (DWP Members) members accessing:

1 (DWP Endodontist) provider in 60 miles and 60 minutes



Distances/Times

	Average
Distance/Time to 1st closest provider	46.7 miles 62.2 mins
Distance/Time to 2nd closest provider	60.5 miles 83.1 mins



Access Overview 60 Miles

November 9, 2022

Access Analysis

DWP Network

Member / Provider Groups

DWP Members

DWP Orthodontist


Comparison Graph

Percent of members with access to a choice of providers over miles

- 1st closest
- 2nd closest

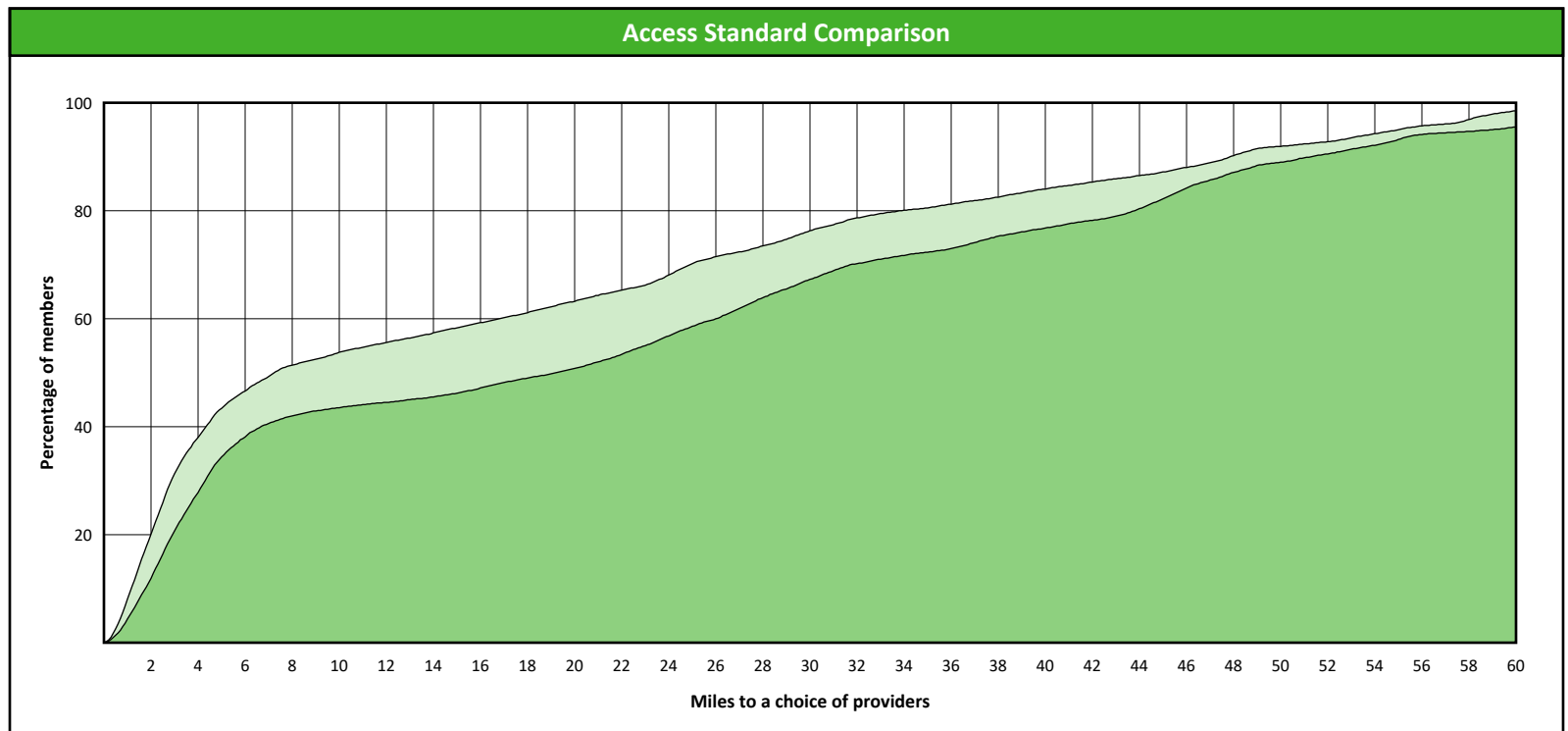
¹ The Access Standard is defined as (DWP Members) members accessing:

1 (DWP Orthodontist) provider in 60 miles and 60 minutes



Distances/Times

	Average
Distance/Time to 1st closest provider	17.4 miles 19.5 mins
Distance/Time to 2nd closest provider	22.2 miles 25.3 mins



Access Overview 60 Miles

November 9, 2022

Access Analysis

DWP Network

Member / Provider Groups

DWP Members

DWP Periodontist


Comparison Graph

Percent of members with access to a choice of providers over miles

- 1st closest
- 2nd closest

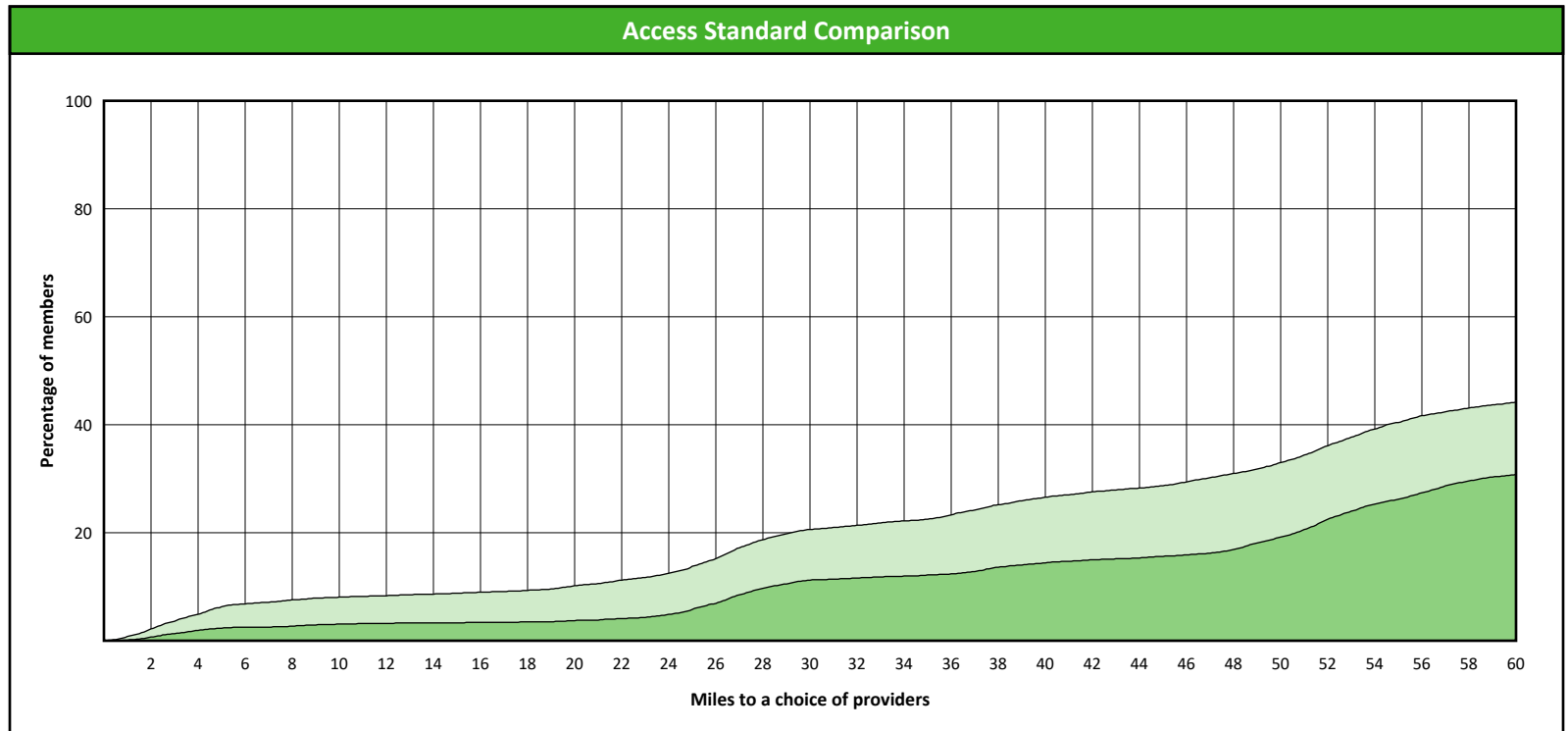
¹ The Access Standard is defined as (DWP Members) members accessing:

1 (DWP Periodontist) provider in 60 miles and 60 minutes



Distances/Times

	Average
Distance/Time to 1st closest provider	57.8 miles 74.4 mins
Distance/Time to 2nd closest provider	68.0 miles 87.4 mins



Access Overview 60 Miles

November 9, 2022

Access Analysis

DWP Network

Member / Provider Groups

DWP Members

DWP Prosthodontist


Comparison Graph

Percent of members with access to a choice of providers over miles

- 1st closest
- 2nd closest

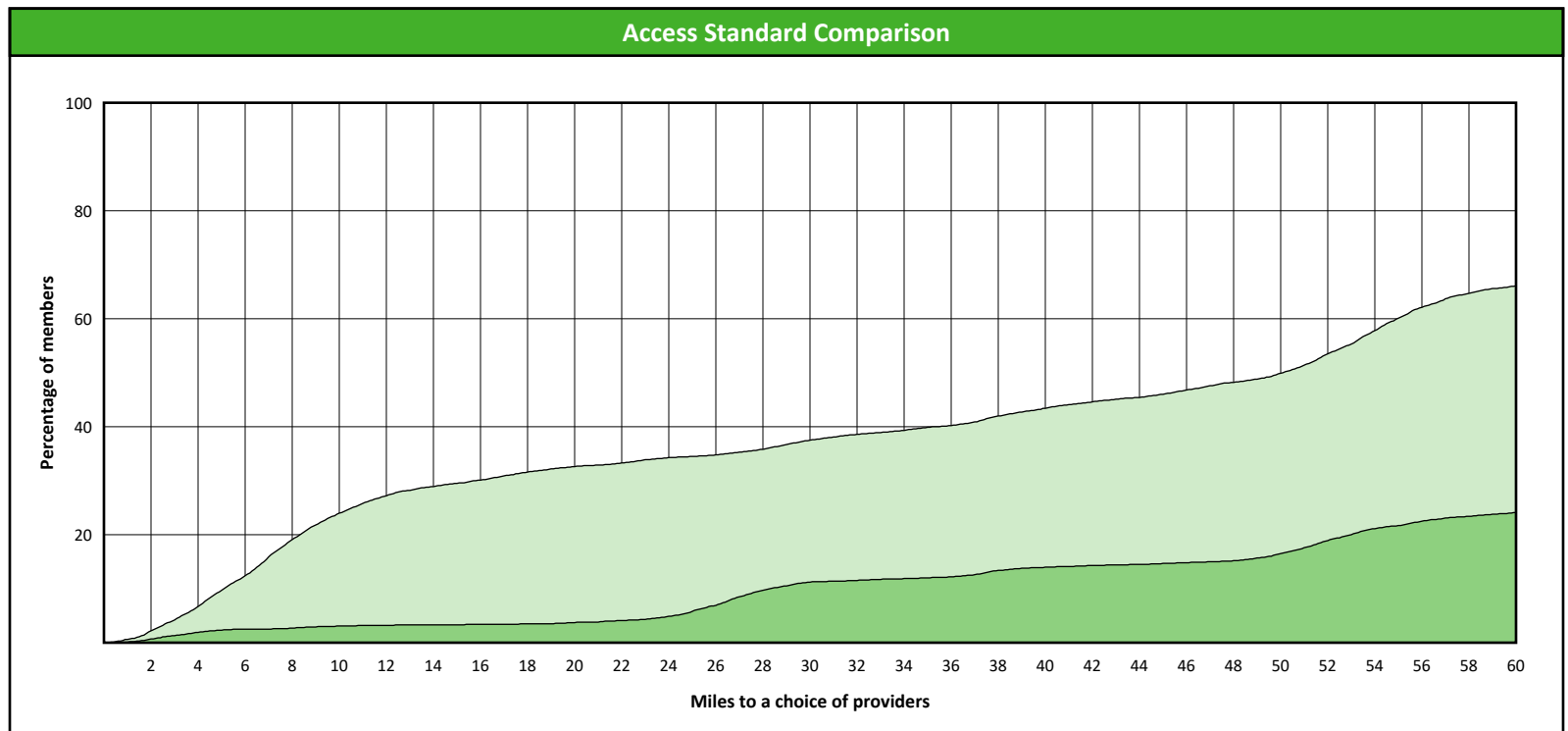
¹ The Access Standard is defined as (DWP Members) members accessing:

1 (DWP Prosthodontist) provider in 60 miles and 60 minutes



Distances/Times

	Average
Distance/Time to 1st closest provider	47.1 miles 62.3 mins
Distance/Time to 2nd closest provider	88.0 miles 118.4 mins



Access Overview 90 Miles

November 9, 2022

Access Analysis

DWP Network

Member / Provider Groups

DWP Members

DWP All Providers


Comparison Graph

Percent of members with access to a choice of providers over miles

- 1st closest
- 2nd closest

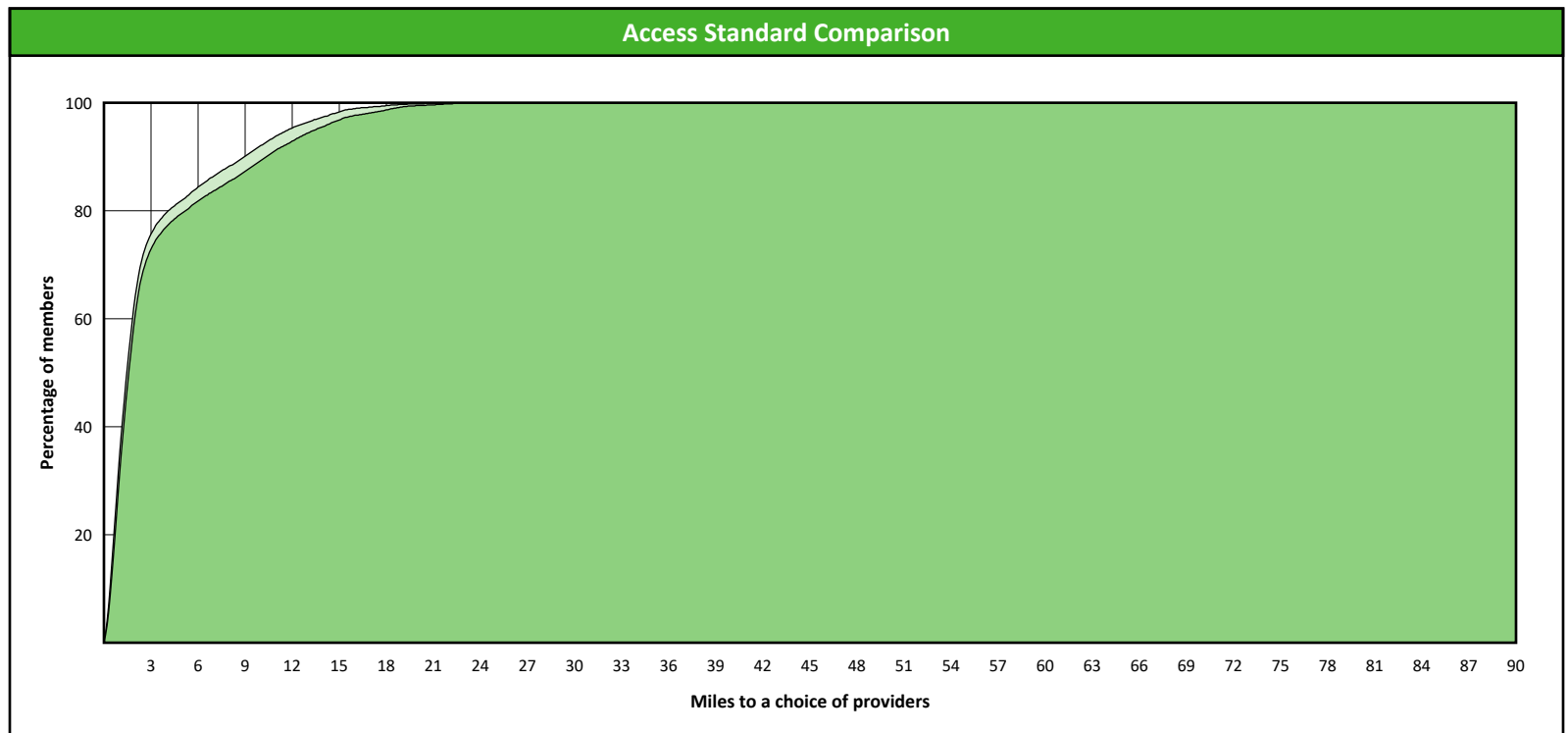
¹ The Access Standard is defined as (DWP Members) members accessing:

1 (DWP All Providers) provider in 90 miles and 90 minutes



Distances/Times

	Average
Distance/Time to 1st closest provider	3.0 miles 3.4 mins
Distance/Time to 2nd closest provider	3.4 miles 3.9 mins



Access Overview 90 Miles

November 9, 2022

Access Analysis

DWP Network

Member / Provider Groups

DWP Members

DWP General Dentist


Comparison Graph

Percent of members with access to a choice of providers over miles

- 1st closest
- 2nd closest

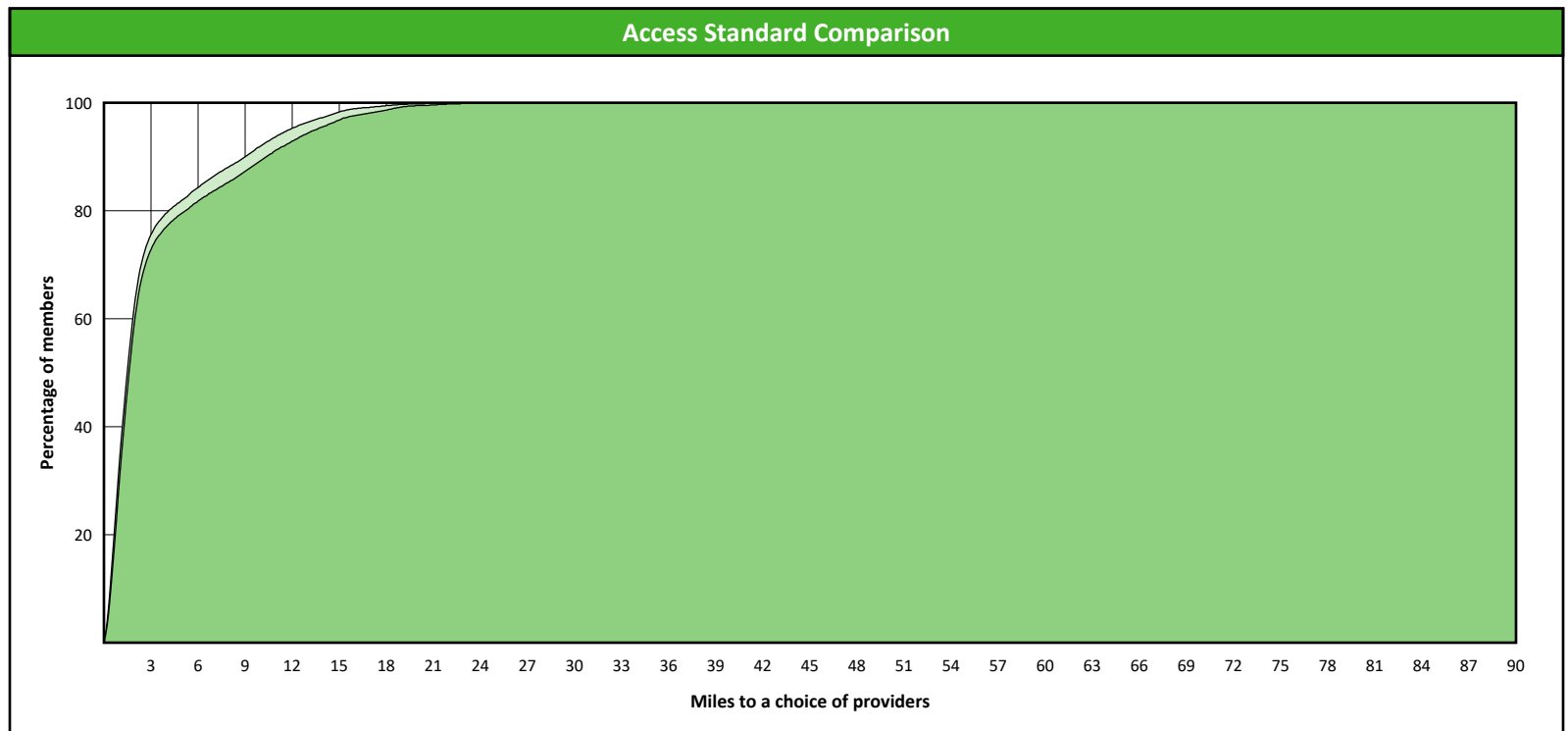
¹ The Access Standard is defined as (DWP Members) members accessing:

1 (DWP General Dentist) provider in 90 miles and 90 minutes



Distances/Times

	Average
Distance/Time to 1st closest provider	3.0 miles 3.4 mins
Distance/Time to 2nd closest provider	3.4 miles 3.9 mins



Access Overview 90 Miles

November 9, 2022

Access Analysis

DWP Network

Member / Provider Groups

DWP Members

DWP Oral Surgeon


Comparison Graph

Percent of members with access to a choice of providers over miles

- 1st closest
- 2nd closest

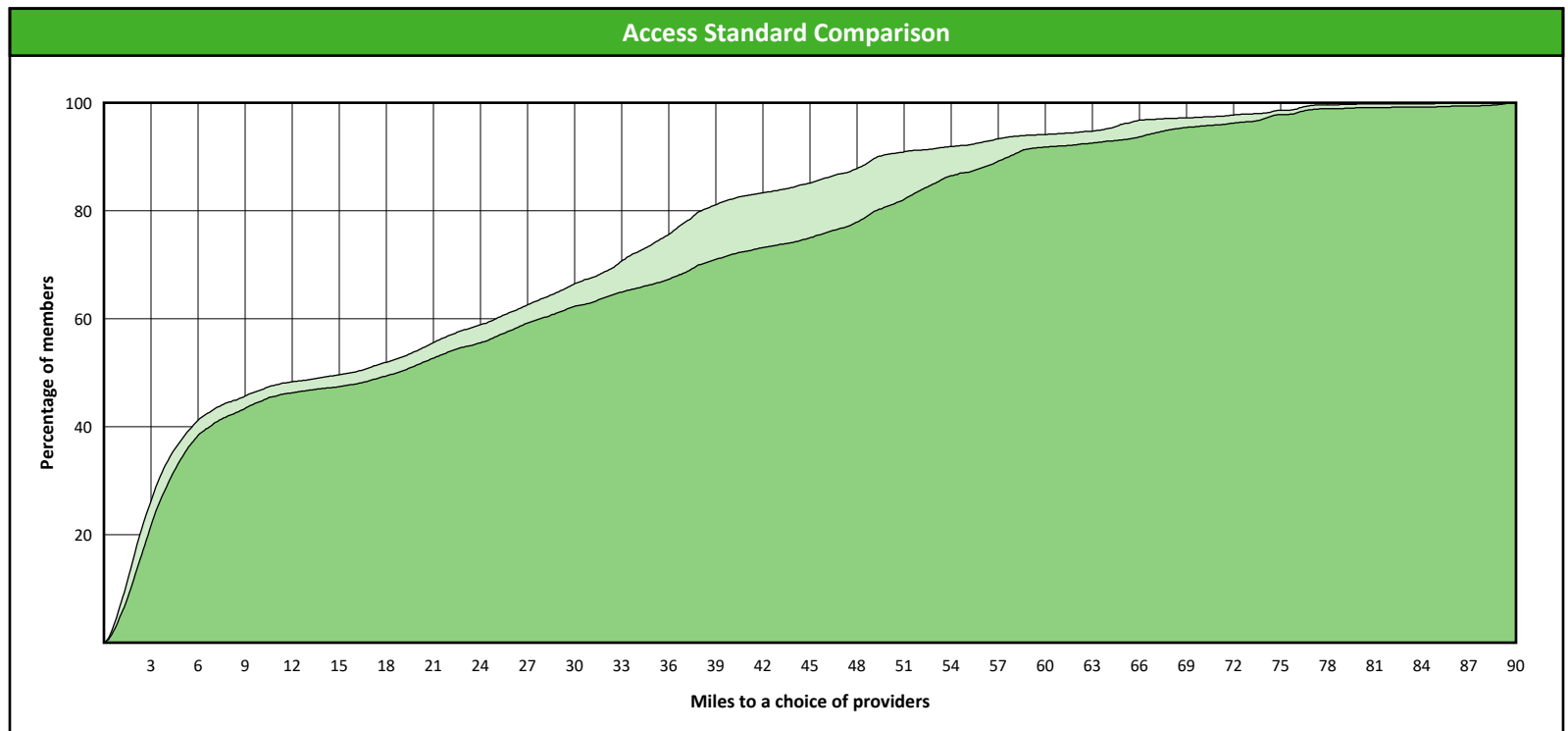
¹ The Access Standard is defined as (DWP Members) members accessing:

1 (DWP Oral Surgeon) provider in 90 miles and 90 minutes



Distances/Times

	Average
Distance/Time to 1st closest provider	21.2 miles 24.4 mins
Distance/Time to 2nd closest provider	24.7 miles 29.4 mins



Access Overview 90 Miles

November 9, 2022

Access Analysis

DWP Network

Member / Provider Groups

DWP Members

DWP Endodontist


Comparison Graph

Percent of members with access to a choice of providers over miles

- 1st closest
- 2nd closest

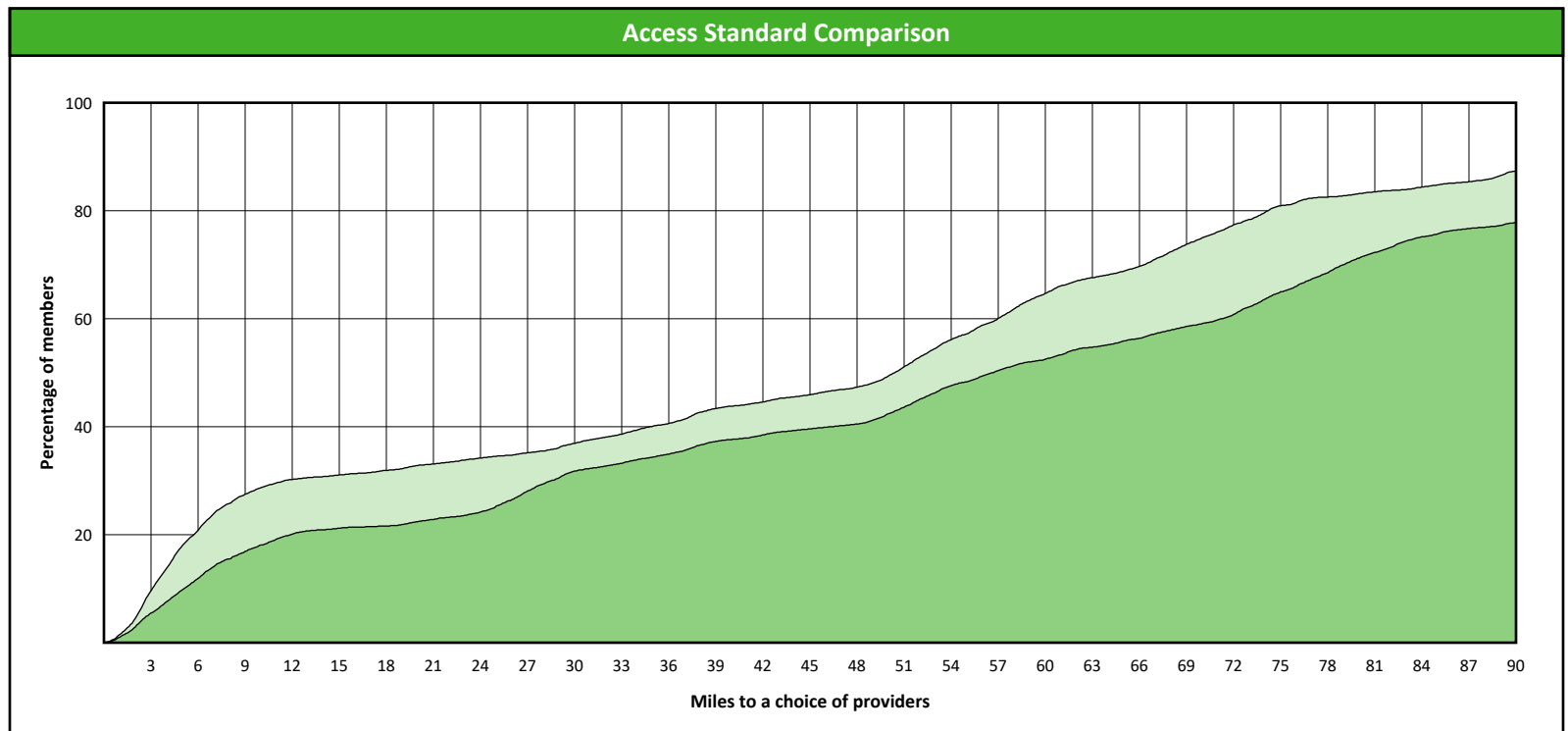
¹ The Access Standard is defined as (DWP Members) members accessing:

1 (DWP Endodontist) provider in 90 miles and 90 minutes



Distances/Times

	Average
Distance/Time to 1st closest provider	46.7 miles 62.2 mins
Distance/Time to 2nd closest provider	60.5 miles 83.1 mins



Access Overview 90 Miles

November 9, 2022

Access Analysis

DWP Network

Member / Provider Groups

DWP Members

DWP Orthodontist


Comparison Graph

Percent of members with access to a choice of providers over miles

- 1st closest
- 2nd closest

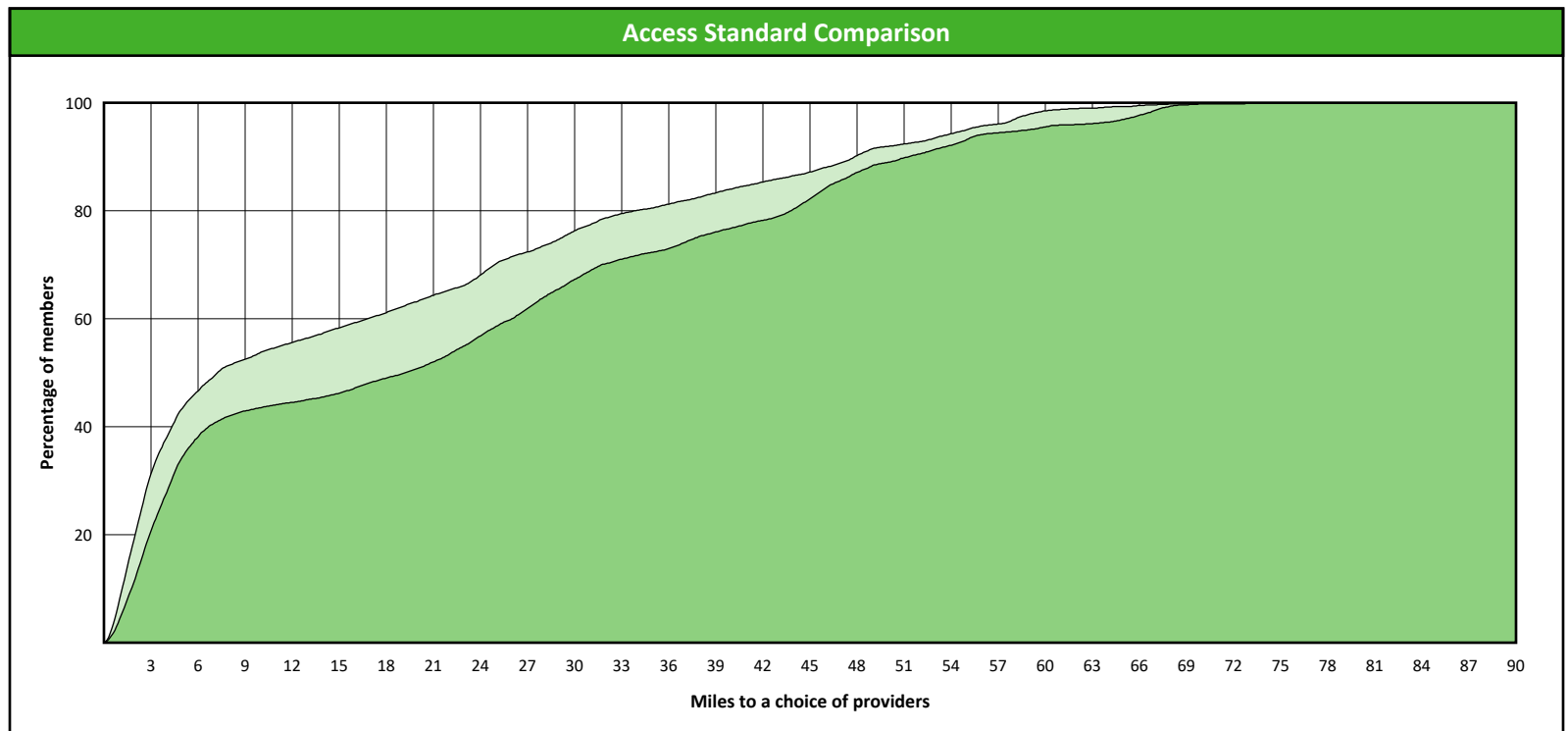
¹ The Access Standard is defined as (DWP Members) members accessing:

1 (DWP Orthodontist) provider in 90 miles and 90 minutes



Distances/Times

		Average
Distance/Time to 1st closest provider		17.4 miles 19.5 mins
Distance/Time to 2nd closest provider		22.2 miles 25.3 mins



Access Overview 90 Miles

November 9, 2022

Access Analysis

DWP Network

Member / Provider Groups

DWP Members

DWP Periodontist


Comparison Graph

Percent of members with access to a choice of providers over miles

- 1st closest
- 2nd closest

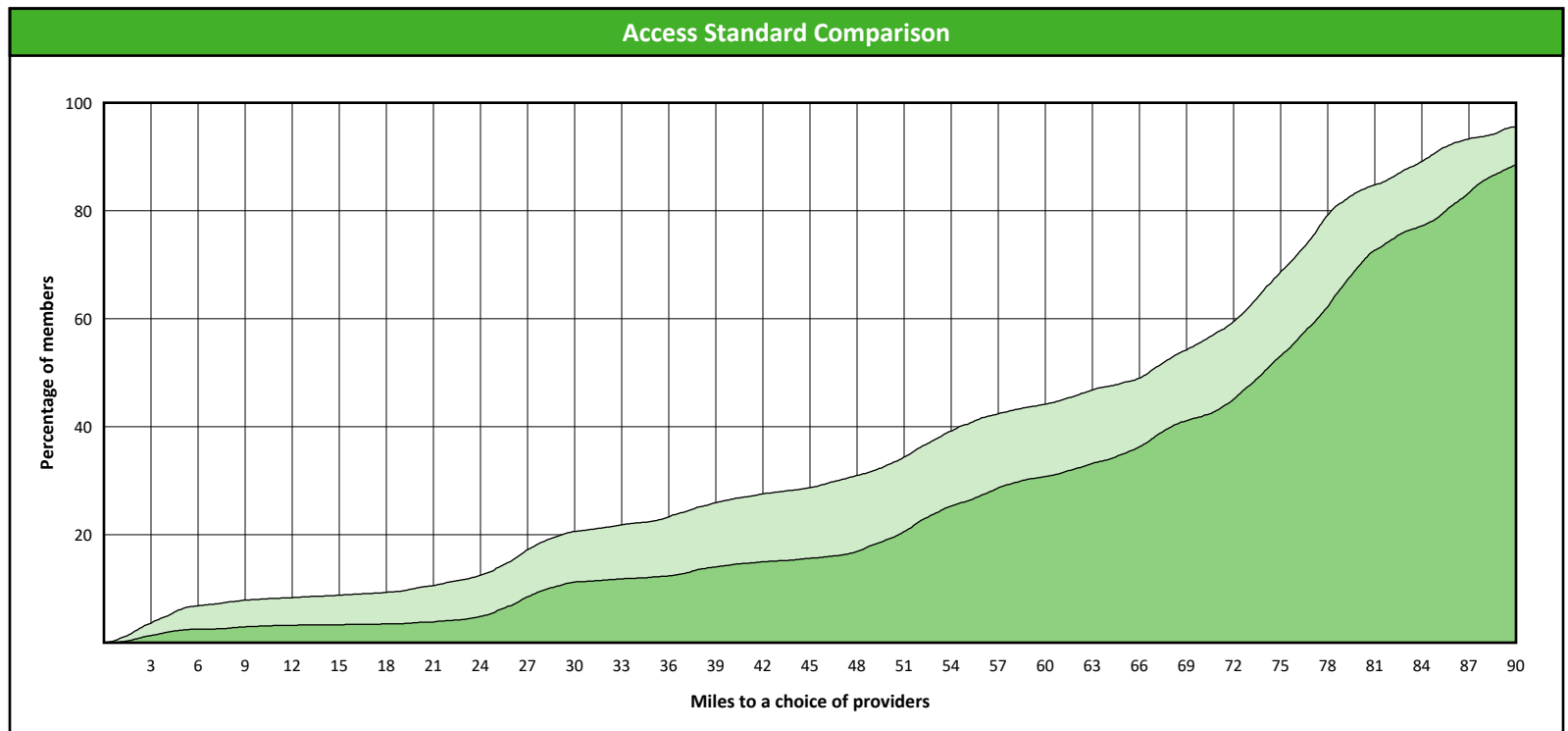
¹ The Access Standard is defined as (DWP Members) members accessing:

1 (DWP Periodontist) provider in 90 miles and 90 minutes



Distances/Times

	Average
Distance/Time to 1st closest provider	57.8 miles 74.4 mins
Distance/Time to 2nd closest provider	68.0 miles 87.4 mins



Access Overview 90 Miles

November 9, 2022

Access Analysis

DWP Network

Member / Provider Groups

DWP Members

DWP Prosthodontist


Comparison Graph

Percent of members with access to a choice of providers over miles

- 1st closest
- 2nd closest

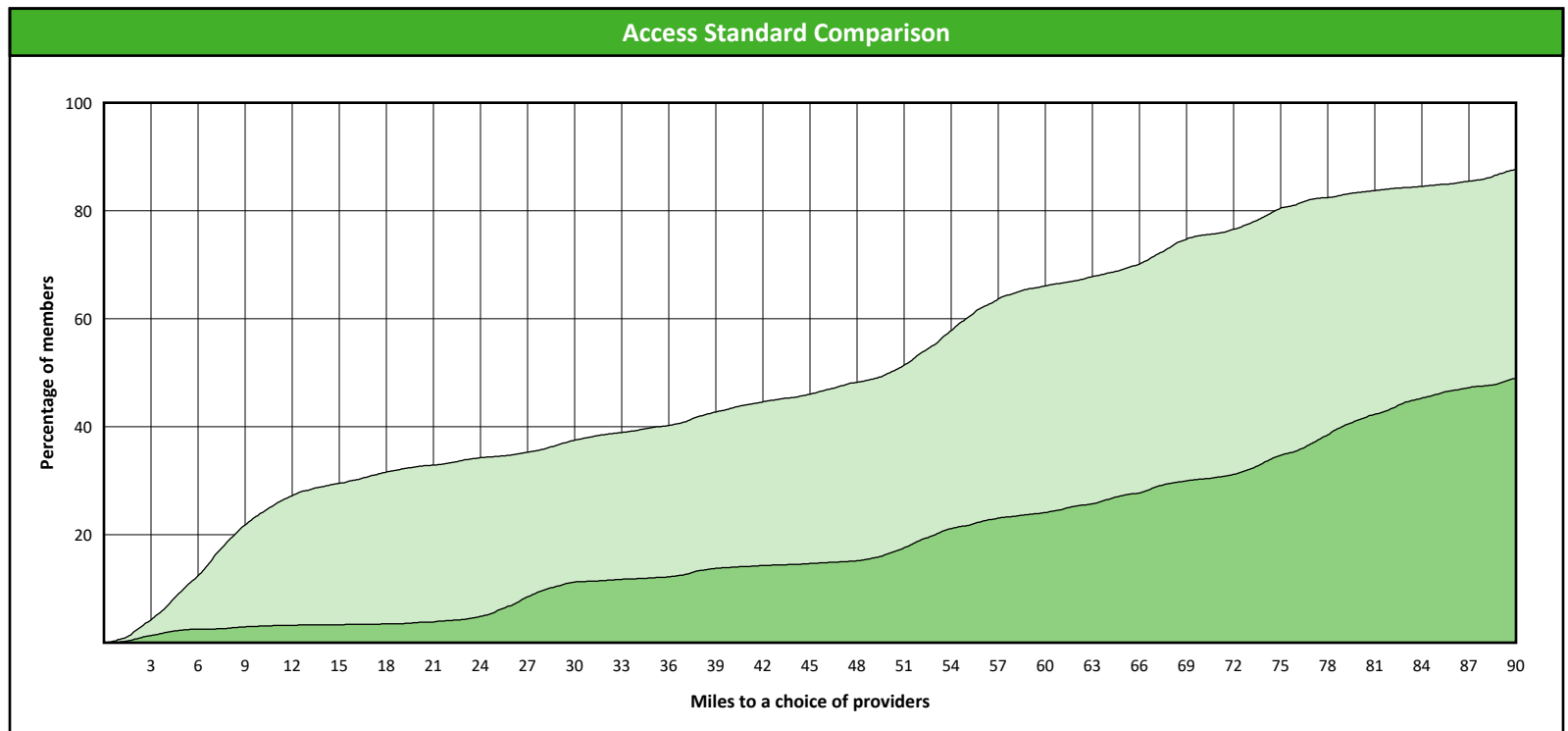
¹ The Access Standard is defined as (DWP Members) members accessing:

1 (DWP Prosthodontist) provider in 90 miles and 90 minutes



Distances/Times

	Average
Distance/Time to 1st closest provider	47.1 miles 62.3 mins
Distance/Time to 2nd closest provider	88.0 miles 118.4 mins



DWP General Dentist Access Map

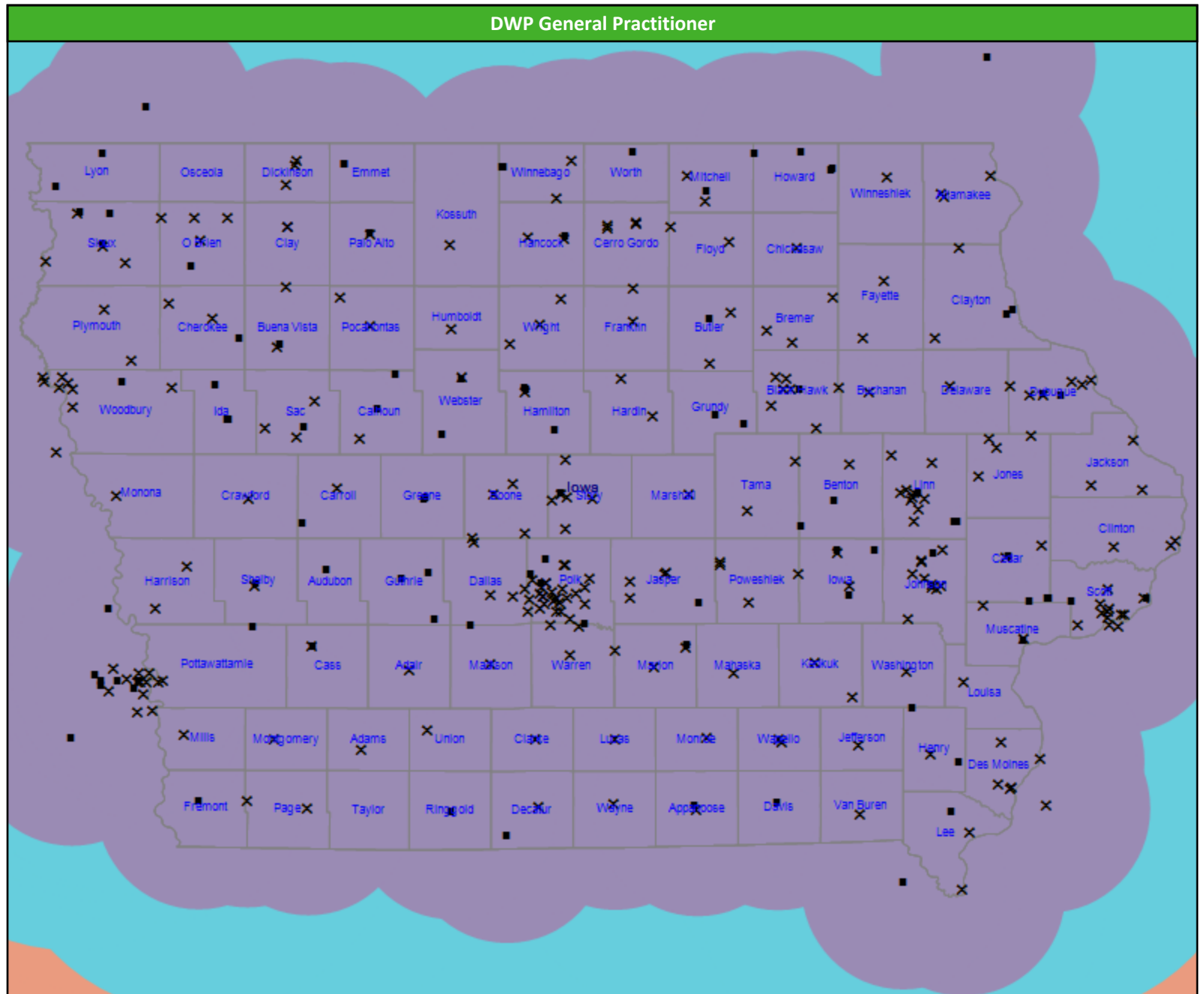
November 9, 2022

DWP General Dentist

2,043 providers at 339 locations

- Single providers (93)
- ✕ Multiple providers (246)
- 30 mile radius
- 60 mile radius
- 90 mile radius

41.42 miles



DWP Oral Surgeon Access Map

November 9, 2022

DWP Oral Surgeon

136 providers at 33 locations

- Single providers (8)
- ✕ Multiple providers (25)
- 30 mile radius
- 60 mile radius
- 90 mile radius

41.42 miles



DWP Endodontist Access Map

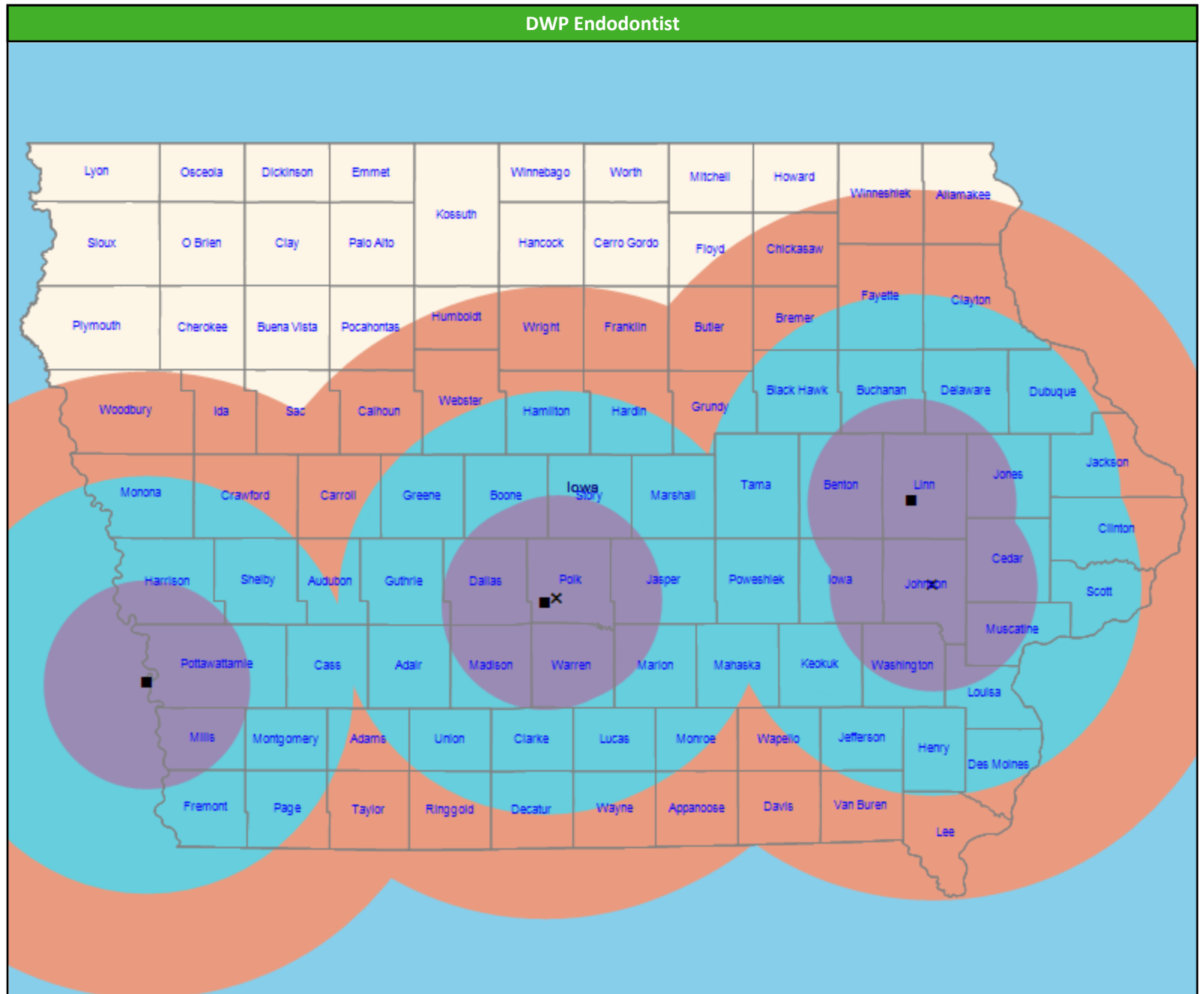
November 9, 2022

DWP Endodontist

8 providers at 5 locations

- Single providers (3)
- ✕ Multiple providers (2)
- 30 mile radius
- 60 mile radius
- 90 mile radius

41.42 miles



DWP Periodontist Access Map

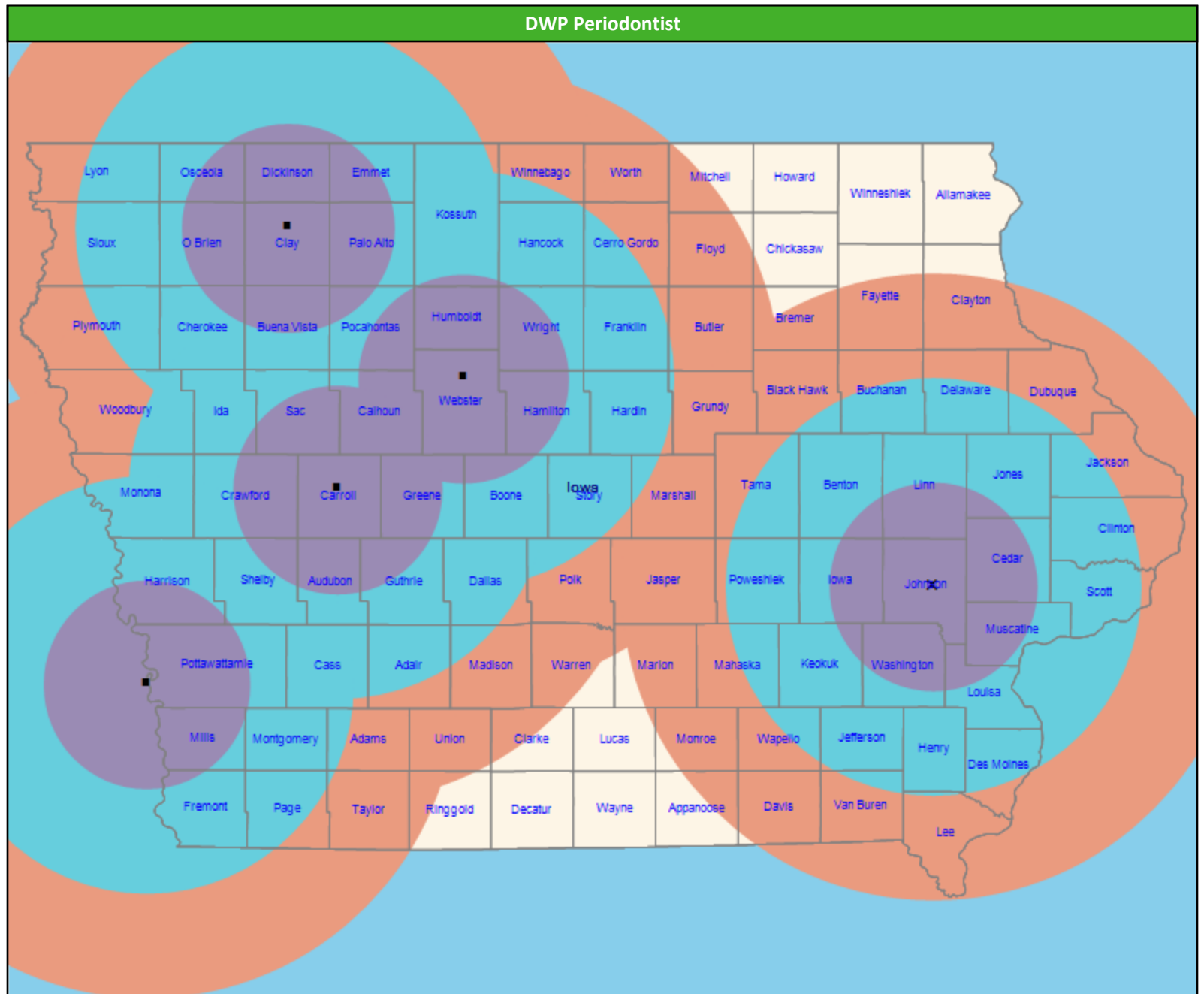
November 9, 2022

DWP Periodontist

14 providers at 5 locations

- Single providers (4)
- ✕ Multiple providers (1)
- 30 mile radius
- 60 mile radius
- 90 mile radius

41.42 miles



DWP Prosthodontist Access Map

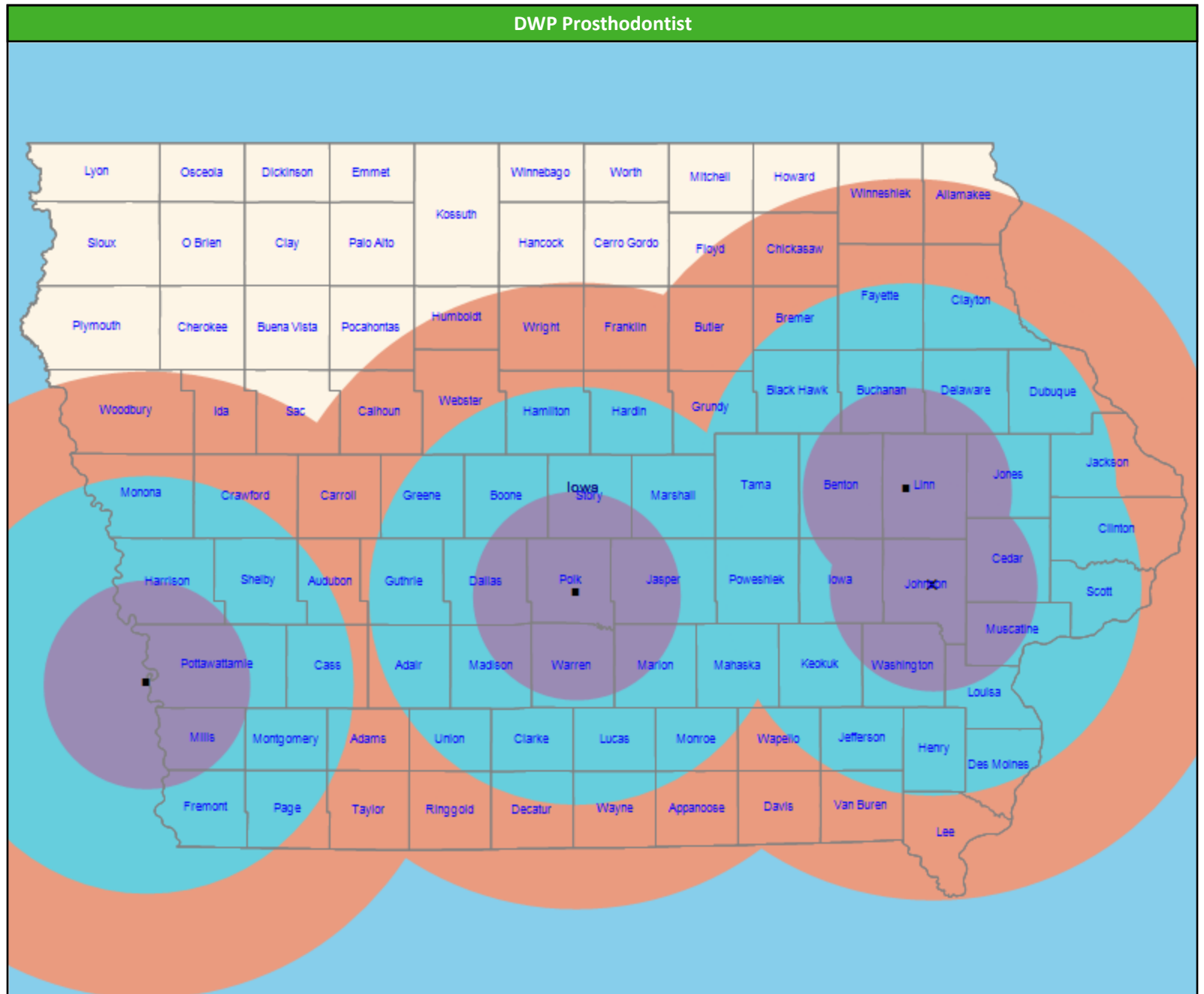
November 9, 2022

DWP Prosthodontist

23 providers at 4 locations

- Single providers (3)
- ✕ Multiple providers (1)
- 30 mile radius
- 60 mile radius
- 90 mile radius

41.42 miles



DWP Orthodontist Access Map

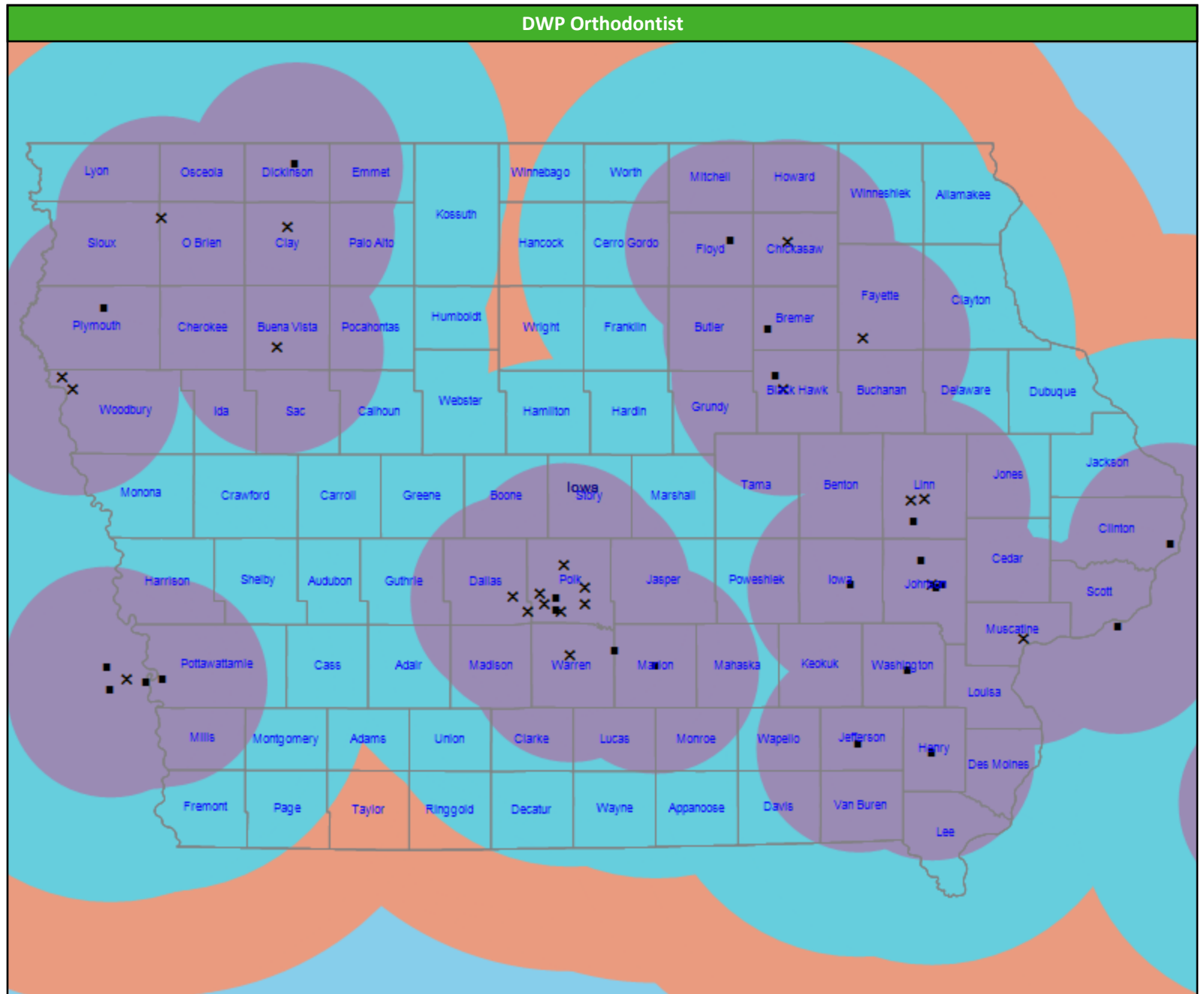
November 9, 2022

DWP Orthodontist

105 providers at 46 locations

- Single providers (24)
- ✕ Multiple providers (22)
- 30 mile radius
- 60 mile radius
- 90 mile radius

41.42 miles



Access Summary By State

November 9, 2022

Access Analysis

DWP Network

Member Group

DWP Members

Provider Group

DWP All Providers

DWP General Dentist

DWP Oral Surgeon

DWP Endodontist

DWP Orthodontist

DWP Periodontist

DWP Prosthodontist

¹ Provider counts represent:

#: Provider access points

P: Unique providers

L: Unique provider locations

** These records have been excluded from the analysis because of invalid zip codes.

All Members													
Member		Provider		With Access		Without Access		Counts ¹			Average Distance		Average Time
Group	#	Group	Standard	#	%	#	%	#	P	L	1	2	1
DWP Members	471,814	DWP All Provi...	1 in 30 miles an...	471,802	99.9	12	0.1	2,329	2,329	351	3.0	3.4	3.4
		DWP General...	1 in 30 miles an...	471,802	99.9	12	0.1	2,043	2,043	339	3.0	3.4	3.4
		DWP General...	1 in 60 miles an...	471,806	99.9	8	0.1	2,043	2,043	339	3.0	3.4	3.4
		DWP General...	1 in 90 miles an...	471,806	99.9	8	0.1	2,043	2,043	339	3.0	3.4	3.4
		DWP Oral Sur...	1 in 30 miles an...	293,995	62.3	177,819	37.7	136	136	33	21.2	24.7	24.4
		DWP Oral Sur...	1 in 60 miles an...	430,739	91.3	41,075	8.7	136	136	33	21.2	24.7	24.4
		DWP Oral Sur...	1 in 90 miles an...	468,996	99.4	2,818	0.6	136	136	33	21.2	24.7	24.4
		DWP Endodo...	1 in 30 miles an...	159,383	33.8	312,431	66.2	8	8	5	46.7	60.5	62.2
		DWP Endodo...	1 in 60 miles an...	220,521	46.7	251,293	53.3	8	8	5	46.7	60.5	62.2
		DWP Endodo...	1 in 90 miles an...	338,782	71.8	133,032	28.2	8	8	5	46.7	60.5	62.2
		DWP Orthod...	1 in 30 miles an...	342,431	72.6	129,383	27.4	105	105	46	17.4	22.2	19.5
		DWP Orthod...	1 in 60 miles an...	446,533	94.6	25,281	5.4	105	105	46	17.4	22.2	19.5
		DWP Orthod...	1 in 90 miles an...	471,787	99.9	27	0.1	105	105	46	17.4	22.2	19.5
		DWP Periodo...	1 in 30 miles an...	58,335	12.4	413,479	87.6	14	14	5	57.8	68.0	74.4
		DWP Periodo...	1 in 60 miles an...	152,668	32.4	319,146	67.6	14	14	5	57.8	68.0	74.4
		DWP Periodo...	1 in 90 miles an...	288,102	61.1	183,712	38.9	14	14	5	57.8	68.0	74.4
		DWP Prosth...	1 in 30 miles an...	160,218	34.0	311,596	66.0	23	23	4	47.1	88.0	62.3
		DWP Prosth...	1 in 60 miles an...	224,994	47.7	246,820	52.3	23	23	4	47.1	88.0	62.3
		DWP Prosth...	1 in 90 miles an...	340,059	72.1	131,755	27.9	23	23	4	47.1	88.0	62.3

Key Geographic Areas										
State Name	Member	Provider		With Access		Without Access		Average Distance		Average Time
	#	Group	Standard	#	%	#	%	1	2	1
Iowa	471,787	DWP All Providers	1 in 30 miles and 30 mins	471,787	100.0	0	0.0	3.0	3.4	3.4
		DWP General Dentist	1 in 30 miles and 30 mins	471,787	100.0	0	0.0	3.0	3.4	3.4
		DWP General Dentist	1 in 60 miles and 60 mins	471,787	100.0	0	0.0	3.0	3.4	3.4
		DWP General Dentist	1 in 90 miles and 90 mins	471,787	100.0	0	0.0	3.0	3.4	3.4
		DWP Oral Surgeon	1 in 30 miles and 30 mins	293,990	62.3	177,797	37.7	21.2	24.7	24.4
		DWP Oral Surgeon	1 in 60 miles and 60 mins	430,724	91.3	41,063	8.7	21.2	24.7	24.4
		DWP Oral Surgeon	1 in 90 miles and 90 mins	468,977	99.4	2,810	0.6	21.2	24.7	24.4
		DWP Endodontist	1 in 30 miles and 30 mins	159,381	33.8	312,406	66.2	46.6	60.5	62.1
		DWP Endodontist	1 in 60 miles and 60 mins	220,519	46.7	251,268	53.3	46.6	60.5	62.1
		DWP Endodontist	1 in 90 miles and 90 mins	338,780	71.8	133,007	28.2	46.6	60.5	62.1
		DWP Orthodontist	1 in 30 miles and 30 mins	342,427	72.6	129,360	27.4	17.3	22.2	19.5
		DWP Orthodontist	1 in 60 miles and 60 mins	446,521	94.6	25,266	5.4	17.3	22.2	19.5
		DWP Orthodontist	1 in 90 miles and 90 mins	471,768	99.9	19	0.1	17.3	22.2	19.5
		DWP Periodontist	1 in 30 miles and 30 mins	58,333	12.4	413,454	87.6	57.8	68.0	74.4
		DWP Periodontist	1 in 60 miles and 60 mins	152,666	32.4	319,121	67.6	57.8	68.0	74.4
		DWP Periodontist	1 in 90 miles and 90 mins	288,093	61.1	183,694	38.9	57.8	68.0	74.4

Access Summary By City

November 9, 2022

Access Analysis

DWP Network

Member Group

DWP Members

Provider Group

DWP All Providers

DWP General Dentist

DWP Oral Surgeon

DWP Endodontist

DWP Orthodontist

DWP Periodontist

DWP Prosthodontist

¹ Provider counts represent:

#: Provider access points

P: Unique providers

L: Unique provider locations

** These records have been excluded from the analysis because of invalid zip codes.

All Members													
Member		Provider		With Access		Without Access		Counts ¹			Average Distance		Average Time
Group	#	Group	Standard	#	%	#	%	#	P	L	1	2	1
DWP Members	471,814	DWP All Provi...	1 in 30 miles an...	471,802	99.9	12	0.1	2,329	2,329	351	3.0	3.4	3.4
		DWP General...	1 in 30 miles an...	471,802	99.9	12	0.1	2,043	2,043	339	3.0	3.4	3.4
		DWP General...	1 in 60 miles an...	471,806	99.9	8	0.1	2,043	2,043	339	3.0	3.4	3.4
		DWP General...	1 in 90 miles an...	471,806	99.9	8	0.1	2,043	2,043	339	3.0	3.4	3.4
		DWP Oral Sur...	1 in 30 miles an...	293,995	62.3	177,819	37.7	136	136	33	21.2	24.7	24.4
		DWP Oral Sur...	1 in 60 miles an...	430,739	91.3	41,075	8.7	136	136	33	21.2	24.7	24.4
		DWP Oral Sur...	1 in 90 miles an...	468,996	99.4	2,818	0.6	136	136	33	21.2	24.7	24.4
		DWP Endodo...	1 in 30 miles an...	159,383	33.8	312,431	66.2	8	8	5	46.7	60.5	62.2
		DWP Endodo...	1 in 60 miles an...	220,521	46.7	251,293	53.3	8	8	5	46.7	60.5	62.2
		DWP Endodo...	1 in 90 miles an...	338,782	71.8	133,032	28.2	8	8	5	46.7	60.5	62.2
		DWP Orthod...	1 in 30 miles an...	342,431	72.6	129,383	27.4	105	105	46	17.4	22.2	19.5
		DWP Orthod...	1 in 60 miles an...	446,533	94.6	25,281	5.4	105	105	46	17.4	22.2	19.5
		DWP Orthod...	1 in 90 miles an...	471,787	99.9	27	0.1	105	105	46	17.4	22.2	19.5
		DWP Periodo...	1 in 30 miles an...	58,335	12.4	413,479	87.6	14	14	5	57.8	68.0	74.4
		DWP Periodo...	1 in 60 miles an...	152,668	32.4	319,146	67.6	14	14	5	57.8	68.0	74.4
		DWP Periodo...	1 in 90 miles an...	288,102	61.1	183,712	38.9	14	14	5	57.8	68.0	74.4
		DWP Prosth...	1 in 30 miles an...	160,218	34.0	311,596	66.0	23	23	4	47.1	88.0	62.3
		DWP Prosth...	1 in 60 miles an...	224,994	47.7	246,820	52.3	23	23	4	47.1	88.0	62.3
		DWP Prosth...	1 in 90 miles an...	340,059	72.1	131,755	27.9	23	23	4	47.1	88.0	62.3

Key Geographic Areas										
City	Member	Provider		With Access		Without Access		Average Distance		Average Time
	#	Group	Standard	#	%	#	%	1	2	1
Des Moines, IA	51,064	DWP All Providers	1 in 30 miles and 30 mins	51,064	100.0	0	0.0	1.3	1.3	2.1
		DWP General Dentist	1 in 30 miles and 30 mins	51,064	100.0	0	0.0	1.3	1.3	2.1
		DWP General Dentist	1 in 60 miles and 60 mins	51,064	100.0	0	0.0	1.3	1.3	2.1
		DWP General Dentist	1 in 90 miles and 90 mins	51,064	100.0	0	0.0	1.3	1.3	2.1
		DWP Oral Surgeon	1 in 30 miles and 30 mins	51,047	99.9	17	0.1	3.2	3.2	4.7
		DWP Oral Surgeon	1 in 60 miles and 60 mins	51,057	99.9	7	0.1	3.2	3.2	4.7
		DWP Oral Surgeon	1 in 90 miles and 90 mins	51,062	99.9	2	0.1	3.2	3.2	4.7
		DWP Endodontist	1 in 30 miles and 30 mins	51,039	99.9	25	0.1	4.0	4.1	7.0
		DWP Endodontist	1 in 60 miles and 60 mins	51,042	99.9	22	0.1	4.0	4.1	7.0
		DWP Endodontist	1 in 90 miles and 90 mins	51,050	99.9	14	0.1	4.0	4.1	7.0
		DWP Orthodontist	1 in 30 miles and 30 mins	51,050	99.9	14	0.1	2.6	3.6	4.2
		DWP Orthodontist	1 in 60 miles and 60 mins	51,056	99.9	8	0.1	2.6	3.6	4.2
		DWP Orthodontist	1 in 90 miles and 90 mins	51,064	100.0	0	0.0	2.6	3.6	4.2
		DWP Periodontist	1 in 30 miles and 30 mins	7	0.1	51,057	99.9	74.7	77.6	97.3
		DWP Periodontist	1 in 60 miles and 60 mins	9	0.1	51,055	99.9	74.7	77.6	97.3
		DWP Periodontist	1 in 90 miles and 90 mins	12,136	23.8	38,928	76.2	74.7	77.6	97.3