

Network Access Analysis

***DWP Kids
Delta Dental of Iowa***

January 19, 2022

Contents

Report Contents

Access Overview 30 Miles	3
<i>DWP Kids Members: DWP Kids All Providers, DWP Kids Members: DWP Kids Primary Care Dentist, DWP Kids Members: DWP Kids Oral Surgeon, DWP Kids Members: DWP Kids Endodontist, DWP Kids Members: DWP Kids Orthodontist, DWP Kids Members: DWP Kids Periodontist, DWP Kids Members: DWP Kids Prosthodontist</i>	
Access Overview 60 Miles	10
<i>DWP Kids Members: DWP Kids All Providers, DWP Kids Members: DWP Kids Primary Care Dentist, DWP Kids Members: DWP Kids Oral Surgeon, DWP Kids Members: DWP Kids Endodontist, DWP Kids Members: DWP Kids Orthodontist, DWP Kids Members: DWP Kids Periodontist, DWP Kids Members: DWP Kids Prosthodontist</i>	
Access Overview 90 Miles	17
<i>DWP Kids Members: DWP Kids All Providers, DWP Kids Members: DWP Kids Primary Care Dentist, DWP Kids Members: DWP Kids Oral Surgeon, DWP Kids Members: DWP Kids Endodontist, DWP Kids Members: DWP Kids Orthodontist, DWP Kids Members: DWP Kids Periodontist, DWP Kids Members: DWP Kids Prosthodontist</i>	
DWP General Practitioner Access Map	24
DWP Oral Surgeon Access Map	25
DWP Endodontist Access Map	26
DWP Periodontist Access Map	27
DWP Prosthodontist Access Map	28
DWP Orthodontist Access Map	29
Access Summary By State	30
<i>DWP Kids Members: DWP Kids Primary Care Dentist, DWP Kids Members: DWP Kids Primary Care Dentist, DWP Kids Members: DWP Kids Primary Care Dentist, DWP Kids Members: DWP Kids Oral Surgeon, DWP Kids Members: DWP Kids Oral Surgeon, DWP Kids Members: DWP Kids Oral Surgeon, DWP Kids Members: DWP Kids Endodontist, DWP Kids Members: DWP Kids Endodontist, DWP Kids Members: DWP Kids Endodontist, DWP Kids Members: DWP Kids Periodontist, DWP Kids Members: DWP Kids Periodontist, DWP Kids Members: DWP Kids Periodontist, DWP Kids Members: DWP Kids Prosthodontist, DWP Kids Members: DWP Kids Prosthodontist, DWP Kids Members: DWP Kids Prosthodontist, DWP Kids Members: DWP Kids Orthodontist, DWP Kids Members: DWP Kids Orthodontist, DWP Kids Members: DWP Kids Orthodontist, DWP Kids Members: DWP Kids All Providers</i>	
Access Summary By City	31
<i>DWP Kids Members: DWP Kids Primary Care Dentist, DWP Kids Members: DWP Kids Primary Care Dentist, DWP Kids Members: DWP Kids Primary Care Dentist, DWP Kids Members: DWP Kids Oral Surgeon, DWP Kids Members: DWP Kids Oral Surgeon, DWP Kids Members: DWP Kids Oral Surgeon, DWP Kids Members: DWP Kids Endodontist, DWP Kids Members: DWP Kids Endodontist, DWP Kids Members: DWP Kids Endodontist, DWP Kids Members: DWP Kids Periodontist, DWP Kids Members: DWP Kids Periodontist, DWP Kids Members: DWP Kids Periodontist, DWP Kids Members: DWP Kids Prosthodontist, DWP Kids Members: DWP Kids Prosthodontist, DWP Kids Members: DWP Kids Prosthodontist, DWP Kids Members: DWP Kids Orthodontist, DWP Kids Members: DWP Kids Orthodontist, DWP Kids Members: DWP Kids Orthodontist, DWP Kids Members: DWP Kids All Providers</i>	

Access Overview 30 Miles All Providers

January 19, 2022

Access Analysis

DWP Network

Member / Provider Groups

DWP Kids Members


DWP Kids All Providers

Comparison Graph

Percent of members with access to a choice of providers over miles

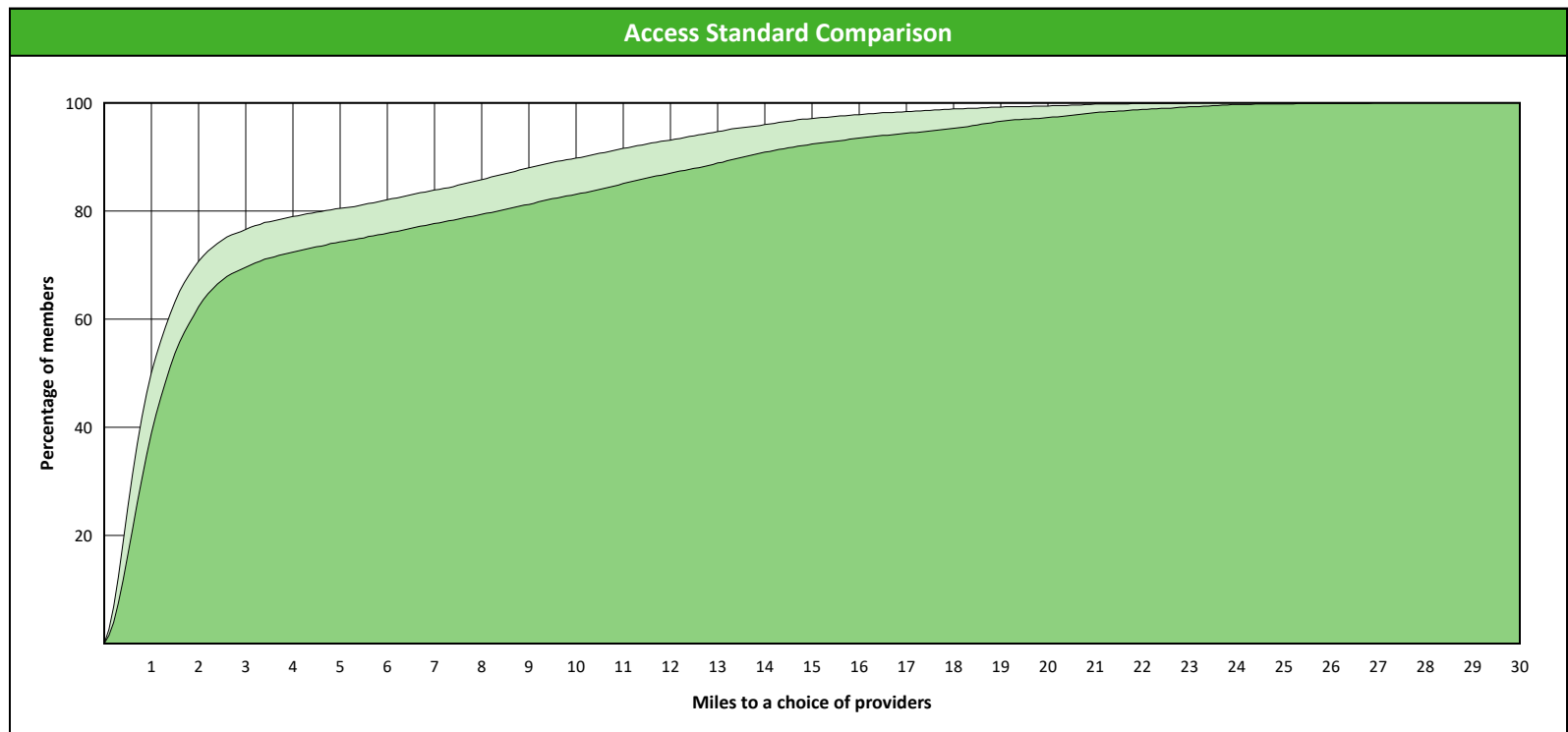
- 1st closest
- 2nd closest

¹ The Access Standard is defined as (DWP Kids Members) members accessing:
1 (DWP Kids All Providers) provider in 30 miles and 30 minutes



Distances/Times

	Average
Distance/Time to 1st closest provider	3.0 miles 3.3 mins
Distance/Time to 2nd closest provider	4.2 miles 4.7 mins



Access Overview 30 Miles Primary Care Dentist

January 19, 2022

Access Analysis

DWP Network

Member / Provider Groups

DWP Kids Members


DWP Kids Primary Care Dentist

Comparison Graph

Percent of members with access to a choice of providers over miles

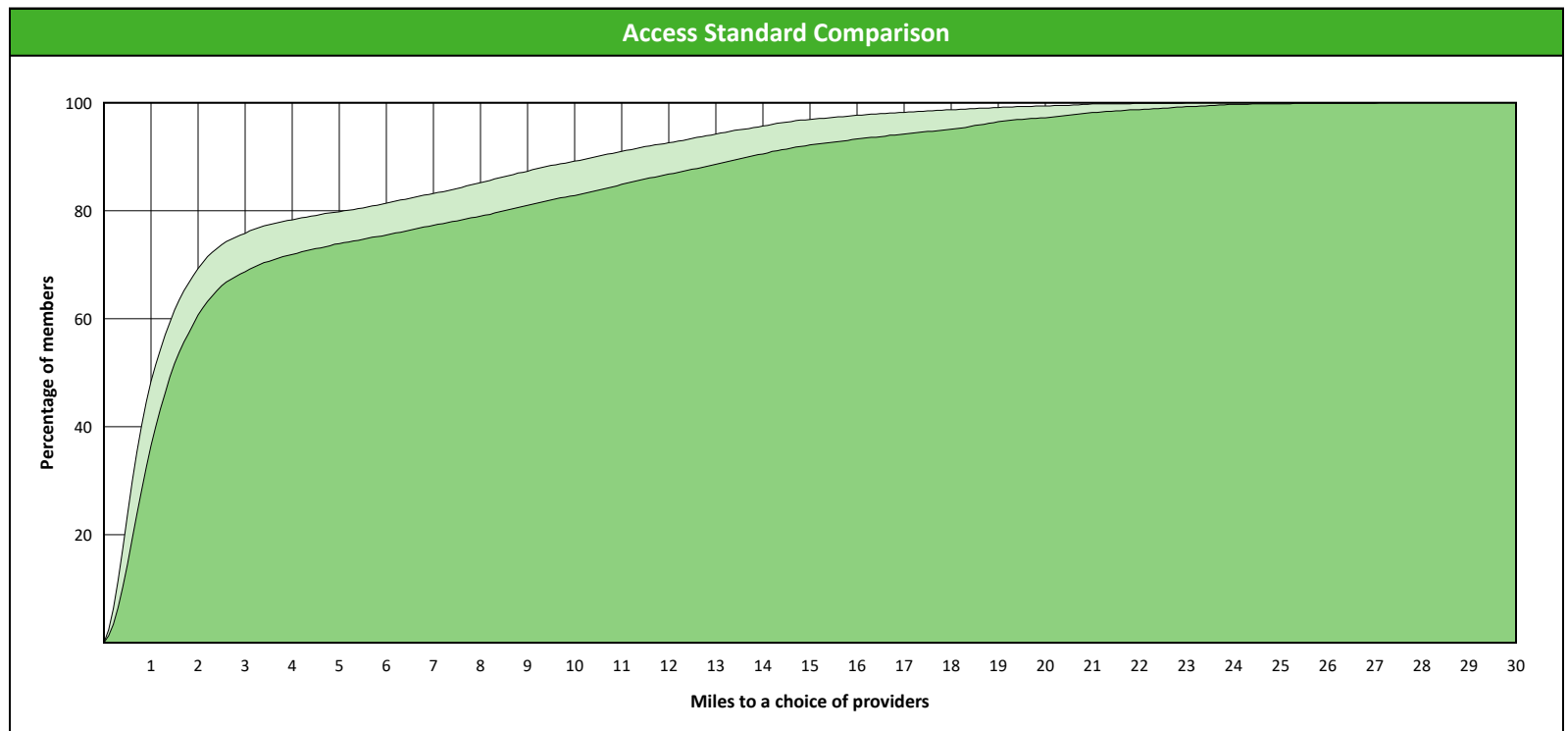
- 1st closest
- 2nd closest

¹ The Access Standard is defined as (DWP Kids Members) members accessing:
1 (DWP Kids Primary Care Dentist) provider in 30 miles and 30 minutes



Distances/Times

	Average
Distance/Time to 1st closest provider	3.1 miles 3.5 mins
Distance/Time to 2nd closest provider	4.3 miles 4.8 mins



Access Overview 30 Miles Oral Surgeon

January 19, 2022

Access Analysis

DWP Network

Member / Provider Groups

DWP Kids Members

DWP Kids Oral Surgeon

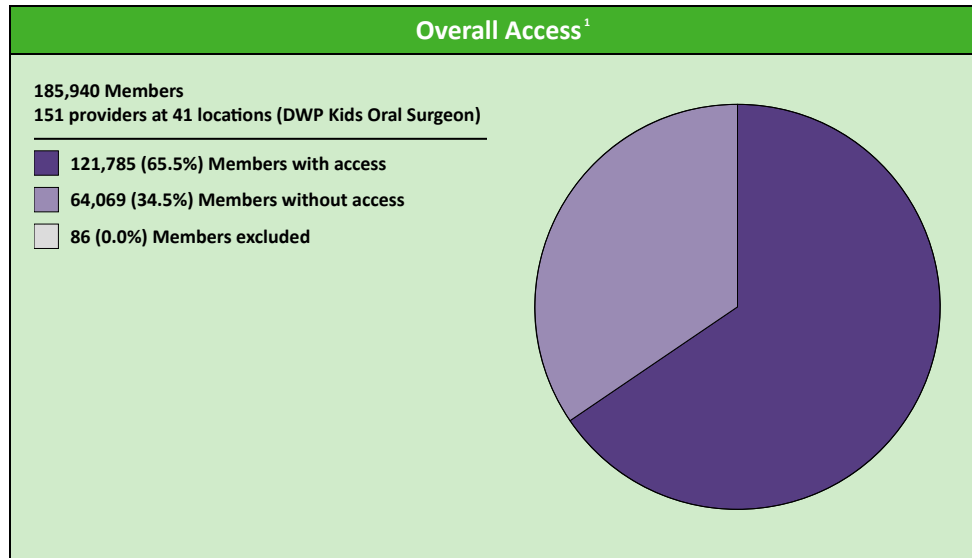
Comparison Graph

Percent of members with access to a choice of providers over miles

- 1st closest
- 2nd closest

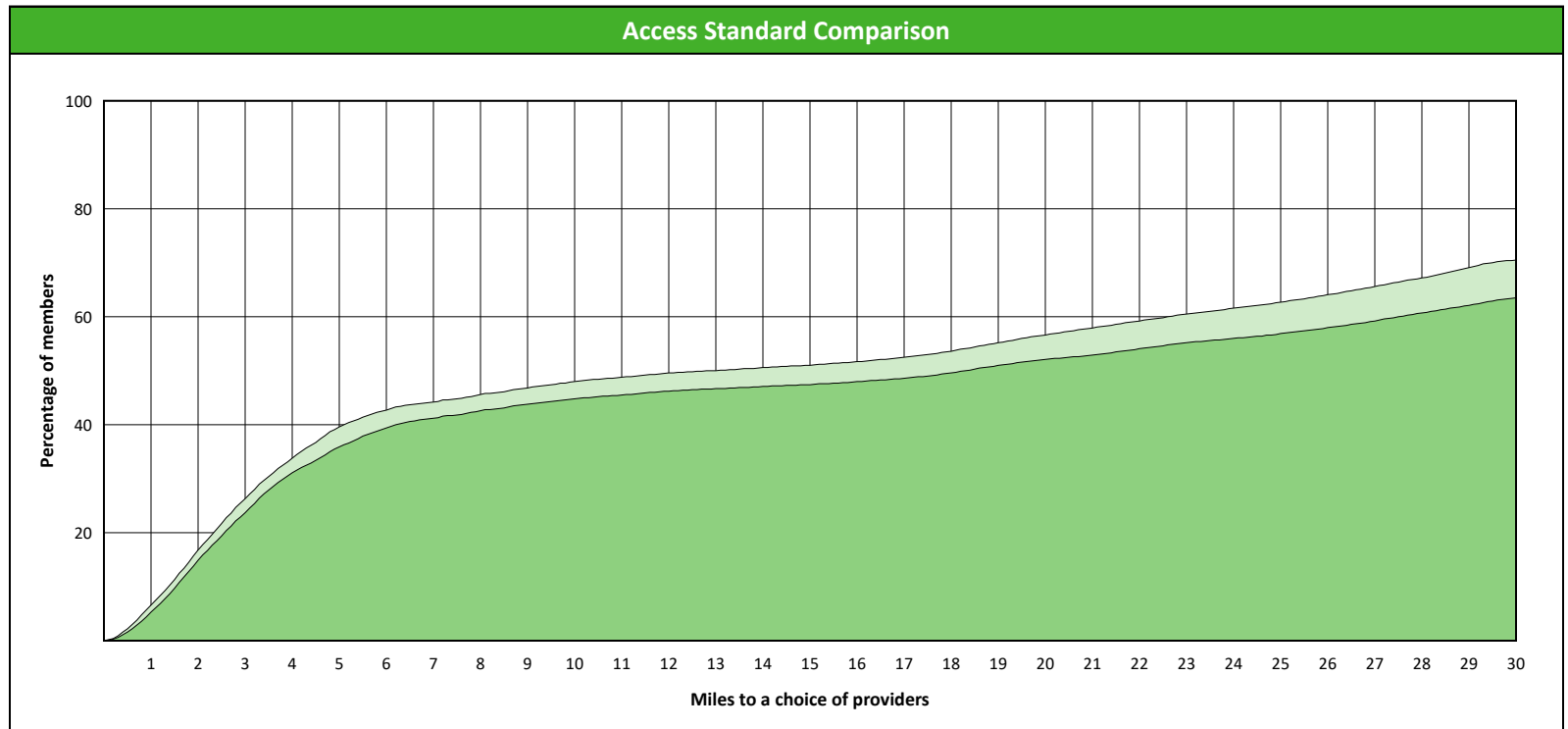
¹ The Access Standard is defined as (DWP Kids Members) members accessing:

1 (DWP Kids Oral Surgeon) provider in 30 miles and 30 minutes



Distances/Times

	Average
Distance/Time to 1st closest provider	19.6 miles 22.4 mins
Distance/Time to 2nd closest provider	23.7 miles 28.4 mins



Access Overview 30 Miles Endodontist

January 19, 2022

Access Analysis

DWP Network

Member / Provider Groups

DWP Kids Members

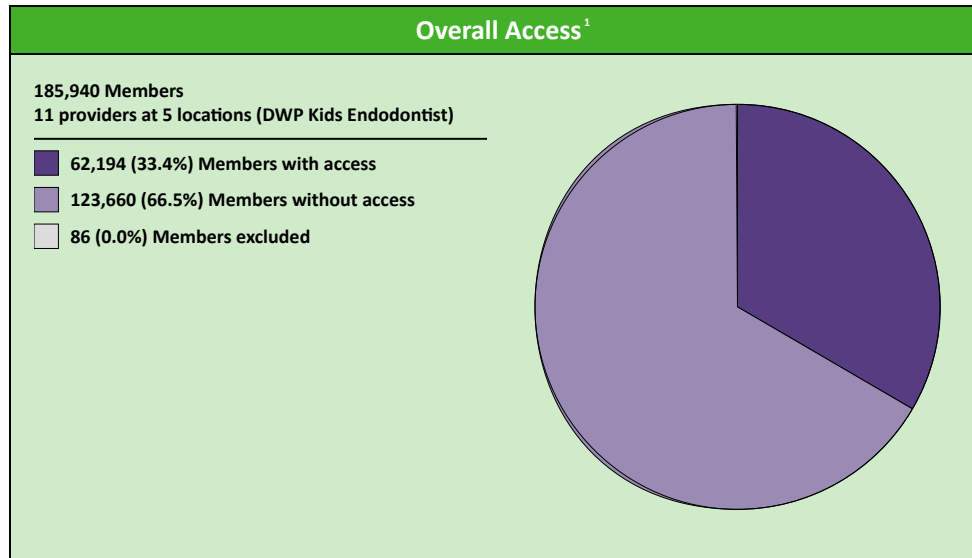
DWP Kids Endodontist

Comparison Graph

Percent of members with access to a choice of providers over miles

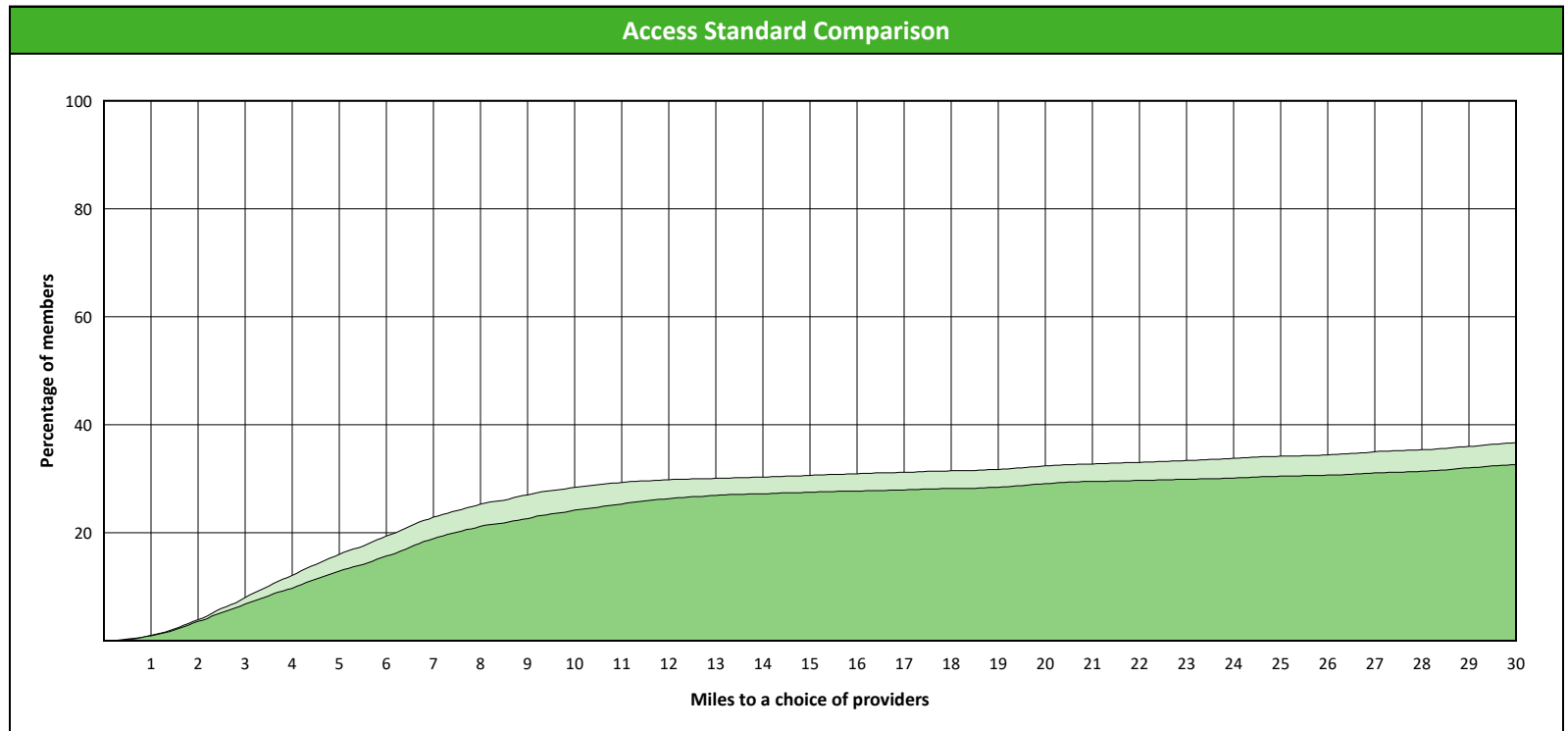
- 1st closest
- 2nd closest

¹ The Access Standard is defined as (DWP Kids Members) members accessing:
1 (DWP Kids Endodontist) provider in 30 miles and 30 minutes



Distances/Times

	Average
Distance/Time to 1st closest provider	47.3 miles 63.5 mins
Distance/Time to 2nd closest provider	57.1 miles 75.8 mins



Access Overview 30 Miles Orthodontist

January 19, 2022

Access Analysis

DWP Network

Member / Provider Groups

DWP Kids Members

DWP Kids Orthodontist

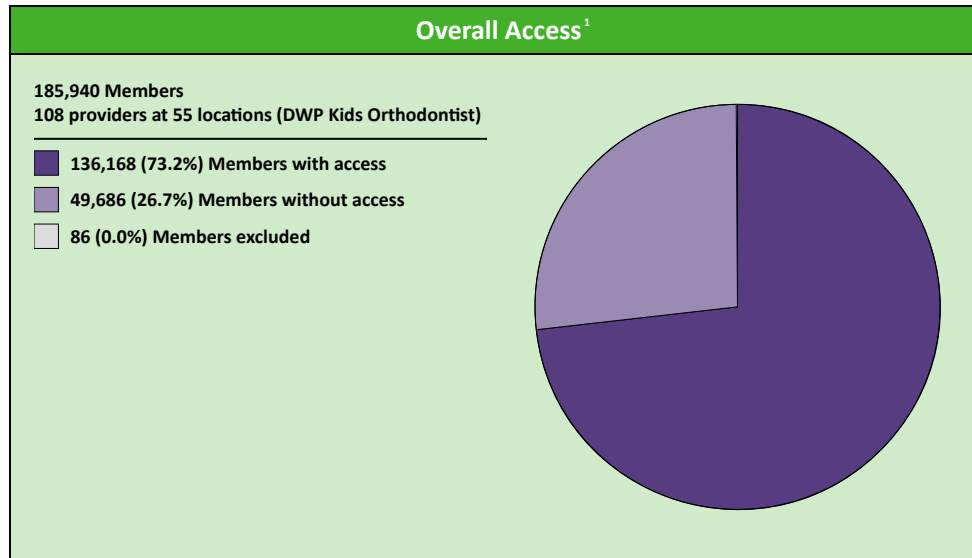
Comparison Graph

Percent of members with access to a choice of providers over miles

- 1st closest
- 2nd closest

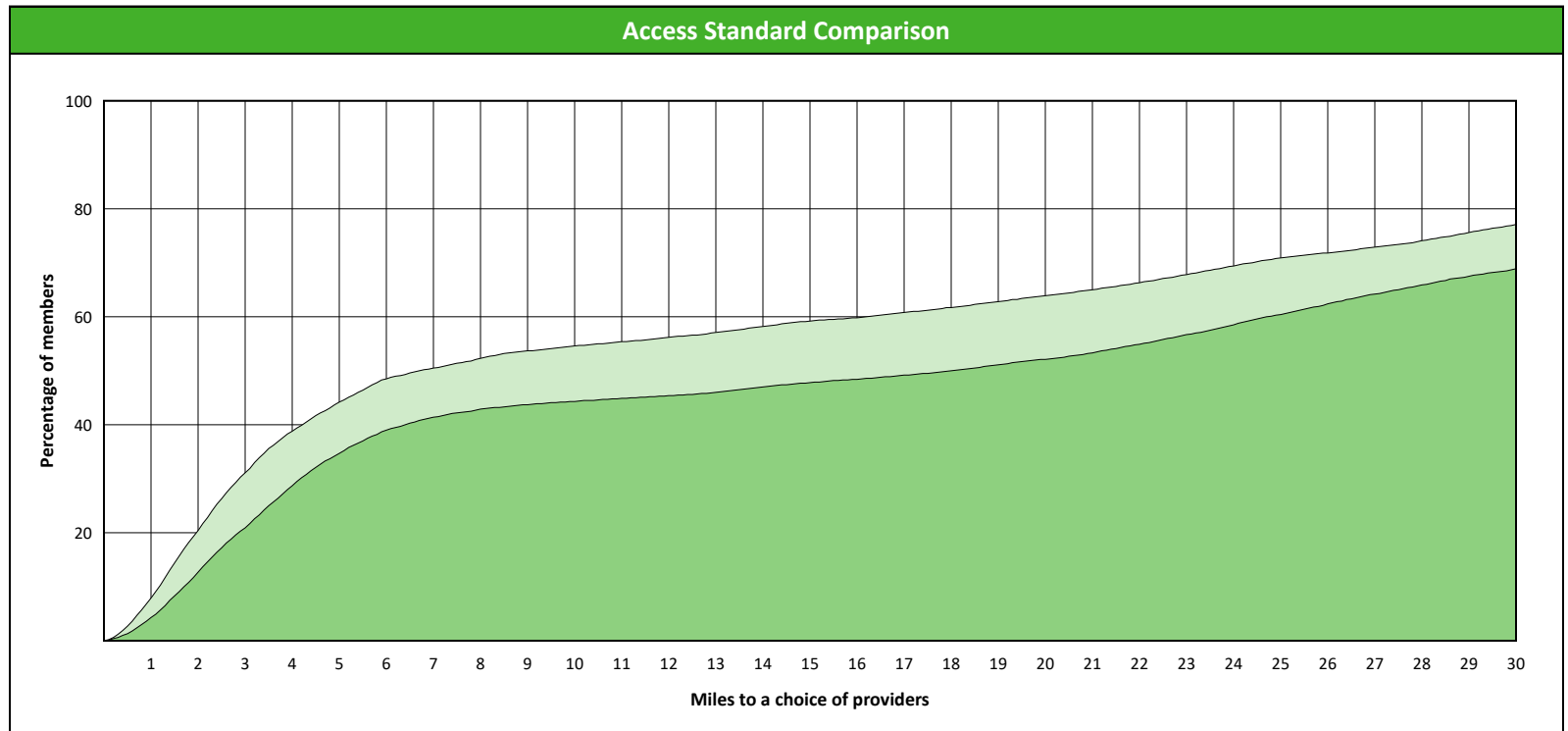
¹ The Access Standard is defined as (DWP Kids Members) members accessing:

1 (DWP Kids Orthodontist) provider in 30 miles and 30 minutes



Distances/Times

	Average
Distance/Time to 1st closest provider	16.9 miles 19.0 mins
Distance/Time to 2nd closest provider	21.4 miles 24.3 mins



Access Overview 30 Miles Periodontist

January 19, 2022

Access Analysis

DWP Network

Member / Provider Groups

DWP Kids Members


DWP Kids Periodontist

Comparison Graph

Percent of members with access to a choice of providers over miles

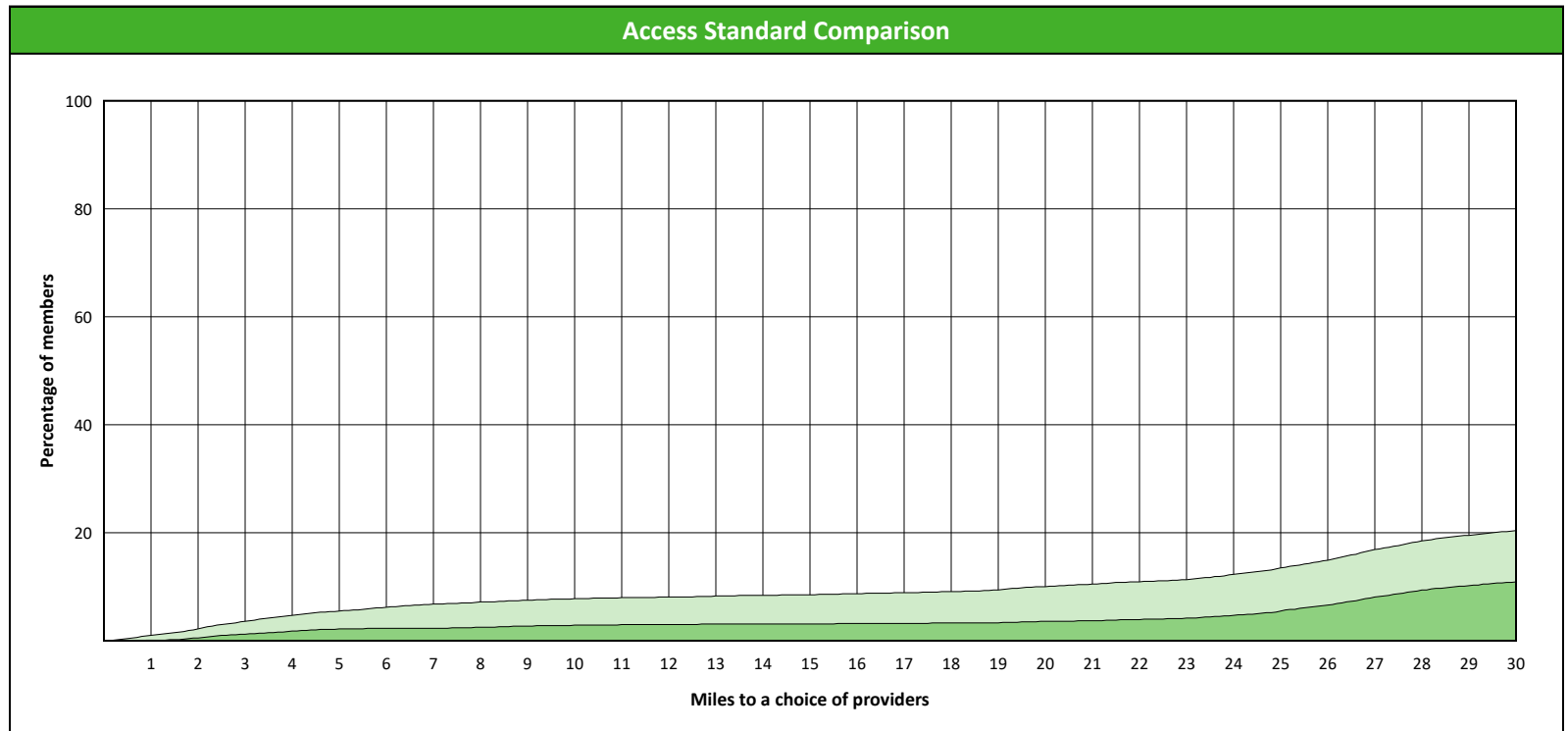
- 1st closest
- 2nd closest

¹ The Access Standard is defined as (DWP Kids Members) members accessing:
1 (DWP Kids Periodontist) provider in 30 miles and 30 minutes



Distances/Times

	Average
Distance/Time to 1st closest provider	57.9 miles 74.3 mins
Distance/Time to 2nd closest provider	68.4 miles 87.6 mins



Access Overview 30 Miles Prosthodontist

January 19, 2022

Access Analysis

DWP Network

Member / Provider Groups

DWP Kids Members

DWP Kids Prosthodontist


Comparison Graph

Percent of members with access to a choice of providers over miles

- 1st closest
- 2nd closest

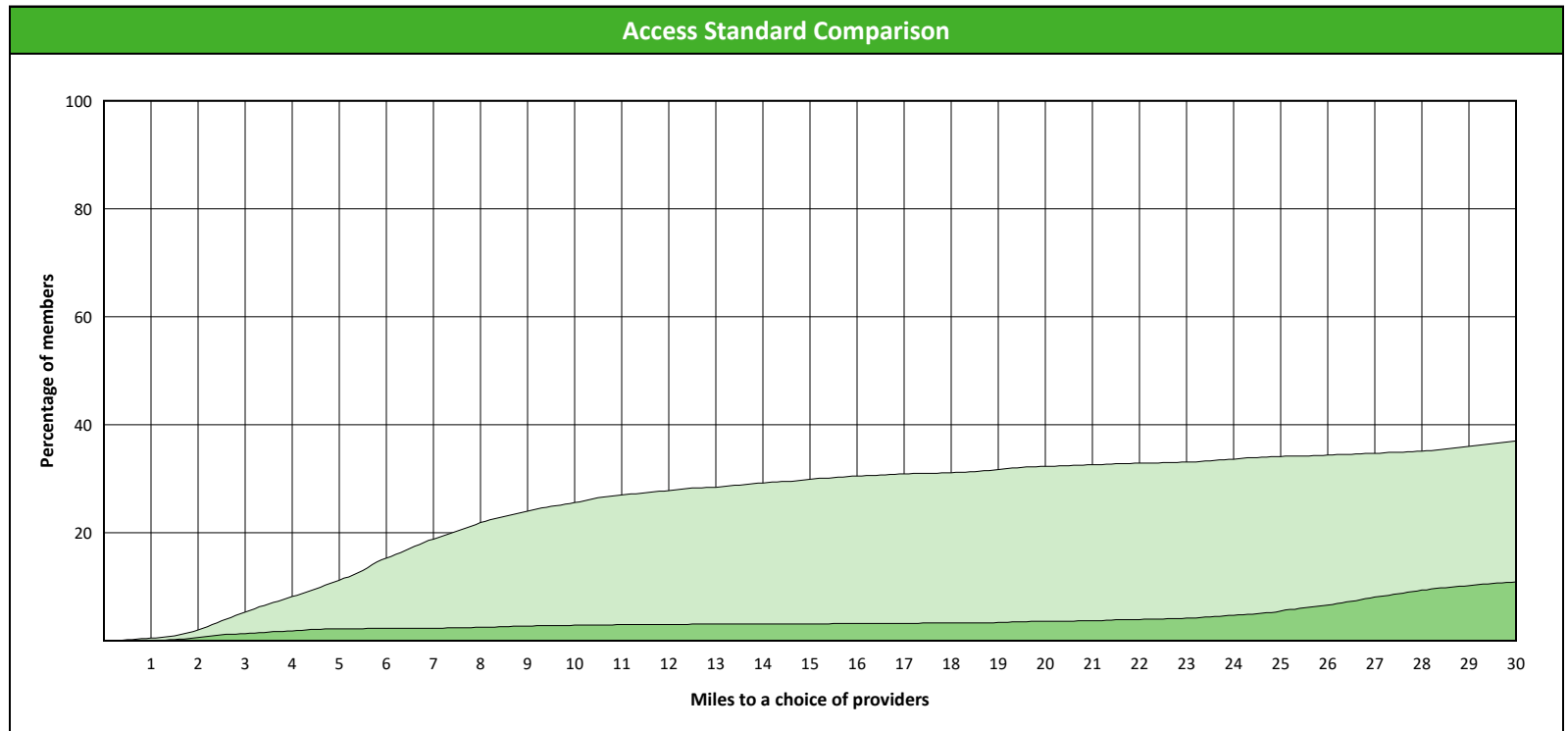
¹ The Access Standard is defined as (DWP Kids Members) members accessing:

1 (DWP Kids Prosthodontist) provider in 30 miles and 30 minutes



Distances/Times

	Average
Distance/Time to 1st closest provider	47.6 miles 63.1 mins
Distance/Time to 2nd closest provider	88.9 miles 119.4 mins



Access Overview 60 Miles All Providers

January 19, 2022

Access Analysis

DWP Network

Member / Provider Groups

DWP Kids Members


DWP Kids All Providers

Comparison Graph

Percent of members with access to a choice of providers over miles

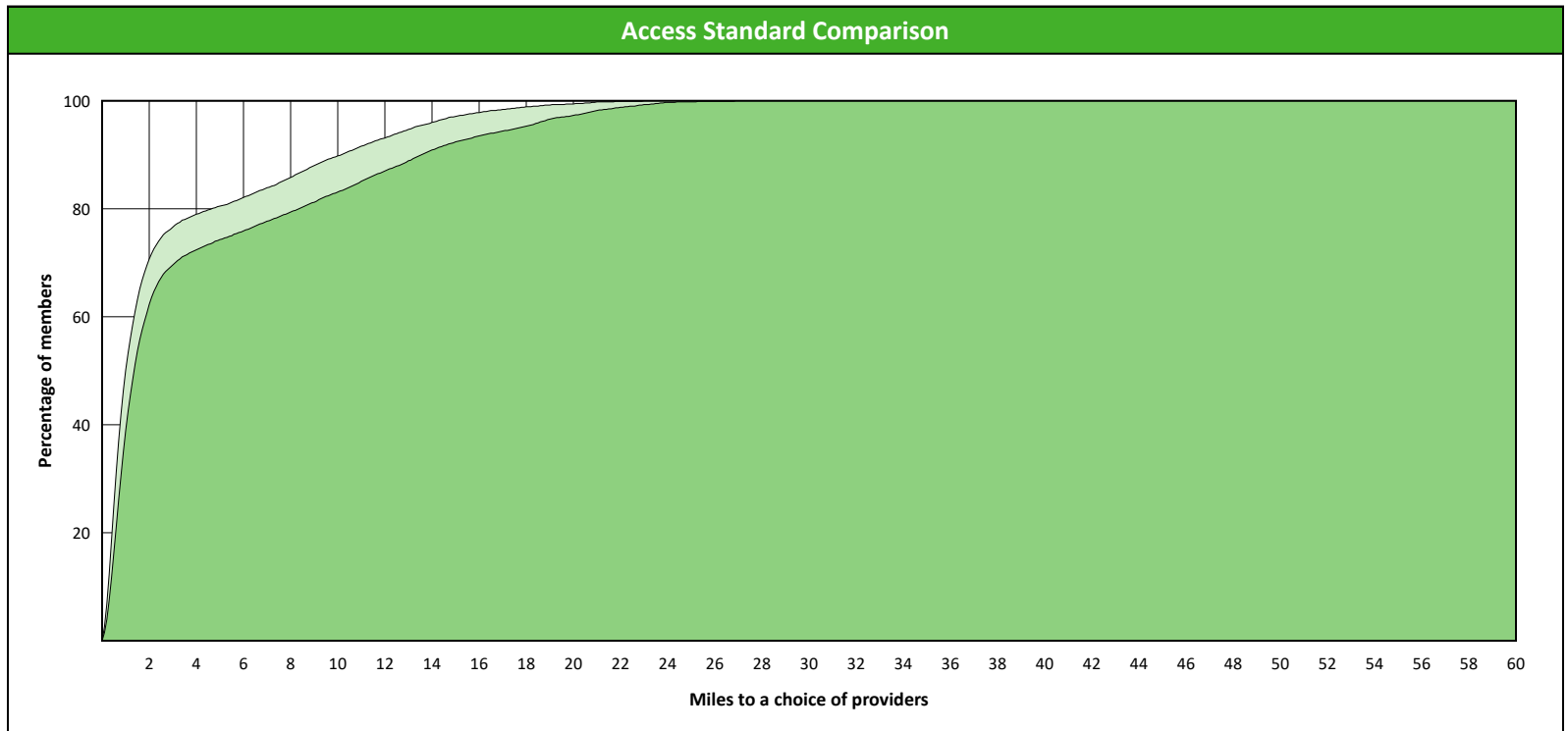
- 1st closest
- 2nd closest

¹ The Access Standard is defined as (DWP Kids Members) members accessing:
1 (DWP Kids All Providers) provider in 60 miles and 60 minutes



Distances/Times

	Average
Distance/Time to 1st closest provider	3.0 miles 3.3 mins
Distance/Time to 2nd closest provider	4.2 miles 4.7 mins



Access Overview 60 Miles Primary Care Dentist

January 19, 2022

Access Analysis

DWP Network

Member / Provider Groups

DWP Kids Members


DWP Kids Primary Care Dentist

Comparison Graph

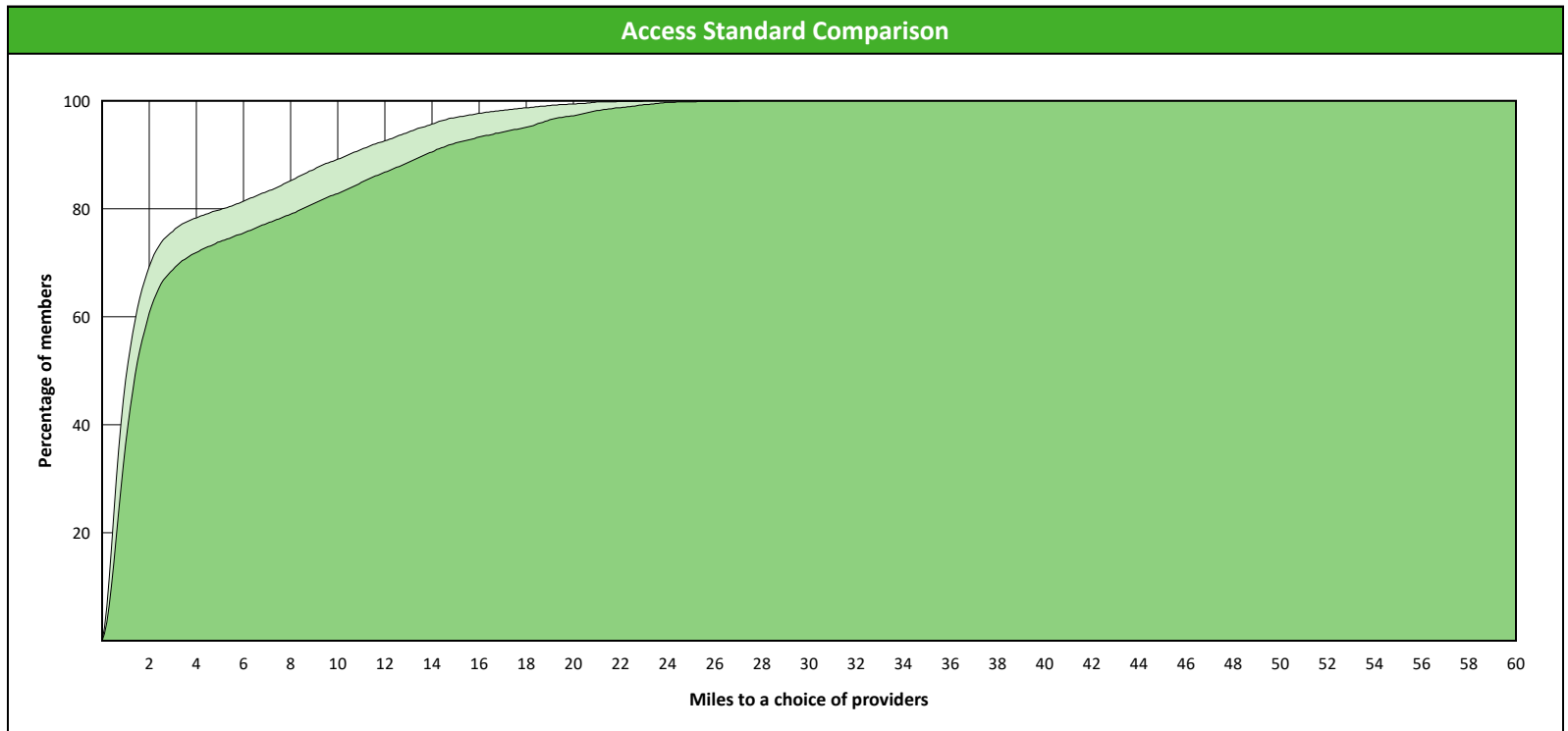
Percent of members with access to a choice of providers over miles

- 1st closest
- 2nd closest

¹ The Access Standard is defined as (DWP Kids Members) members accessing:
1 (DWP Kids Primary Care Dentist) provider in 60 miles and 60 minutes



Distances/Times	
	Average
Distance/Time to 1st closest provider	3.1 miles 3.5 mins
Distance/Time to 2nd closest provider	4.3 miles 4.8 mins



Access Overview 60 Miles Oral Surgeon

January 19, 2022

Access Analysis

DWP Network

Member / Provider Groups

DWP Kids Members

DWP Kids Oral Surgeon


Comparison Graph

Percent of members with access to a choice of providers over miles

- 1st closest
- 2nd closest

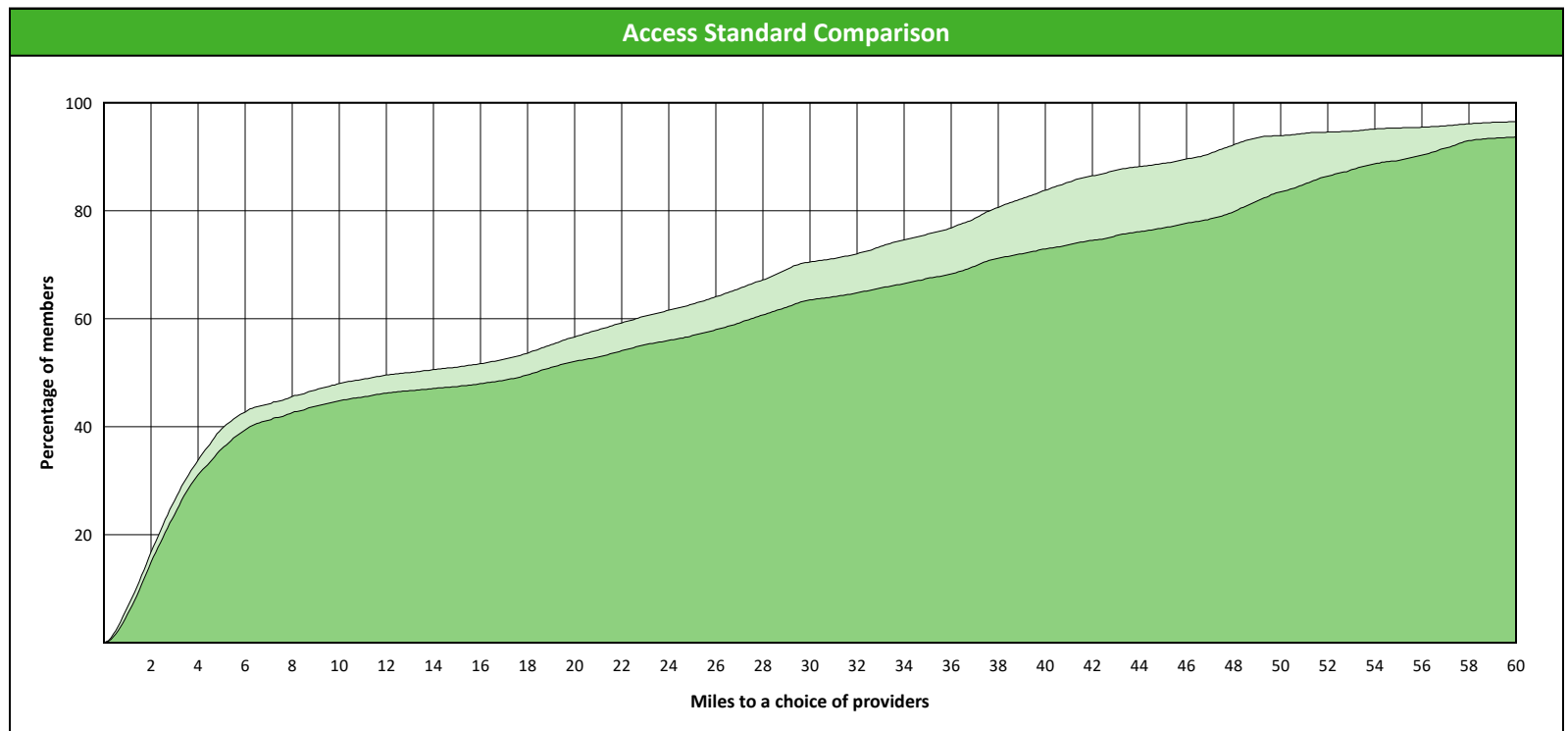
¹ The Access Standard is defined as (DWP Kids Members) members accessing:

1 (DWP Kids Oral Surgeon) provider in 60 miles and 60 minutes



Distances/Times

	Average
Distance/Time to 1st closest provider	19.6 miles 22.4 mins
Distance/Time to 2nd closest provider	23.7 miles 28.4 mins



Access Overview 60 Miles Endodontist

January 19, 2022

Access Analysis

DWP Network

Member / Provider Groups

DWP Kids Members


DWP Kids Endodontist

Comparison Graph

Percent of members with access to a choice of providers over miles

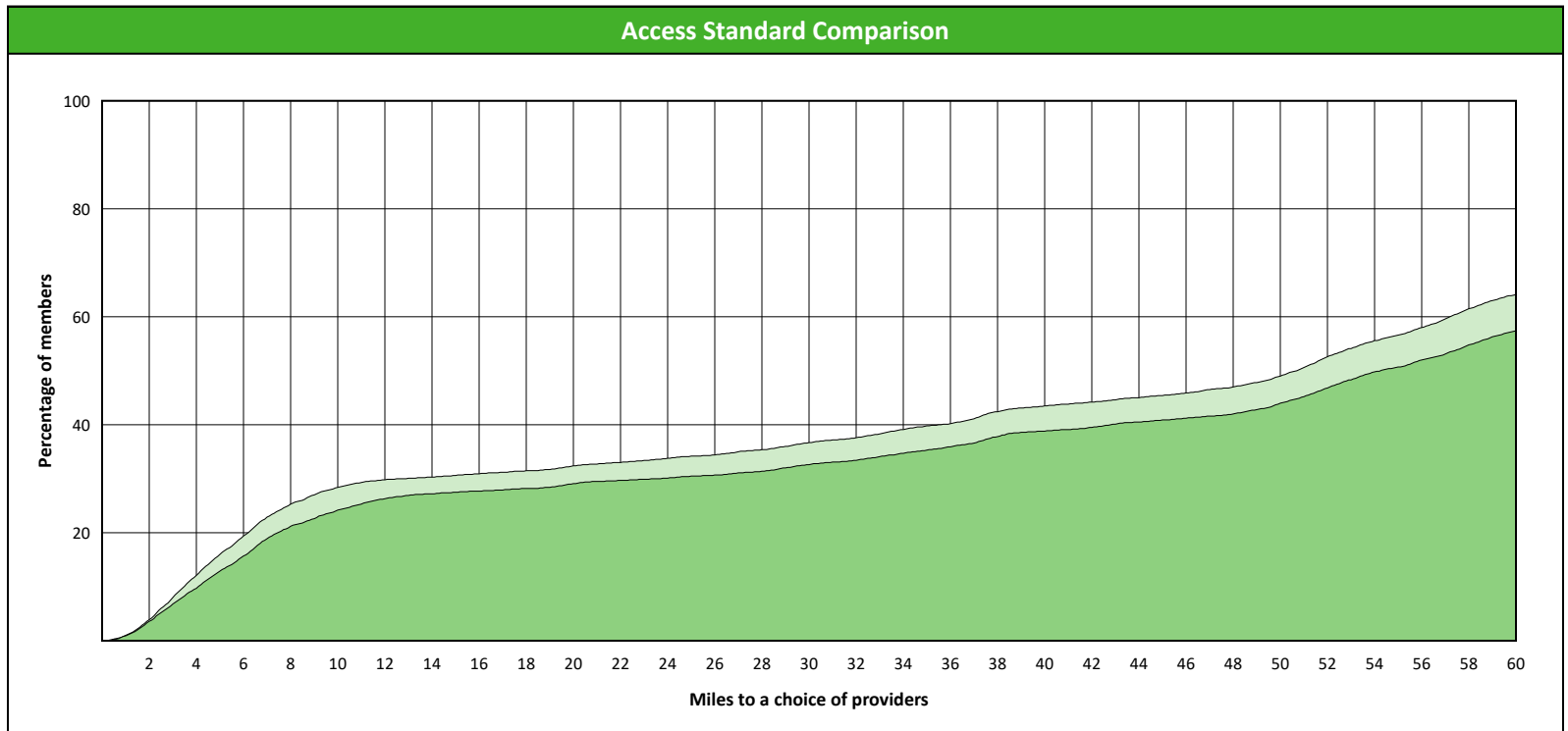
- 1st closest
- 2nd closest

¹ The Access Standard is defined as (DWP Kids Members) members accessing:
1 (DWP Kids Endodontist) provider in 60 miles and 60 minutes



Distances/Times

	Average
Distance/Time to 1st closest provider	47.3 miles 63.5 mins
Distance/Time to 2nd closest provider	57.1 miles 75.8 mins



Access Overview 60 Miles Orthodontist

January 19, 2022

Access Analysis

DWP Network

Member / Provider Groups

DWP Kids Members

DWP Kids Orthodontist

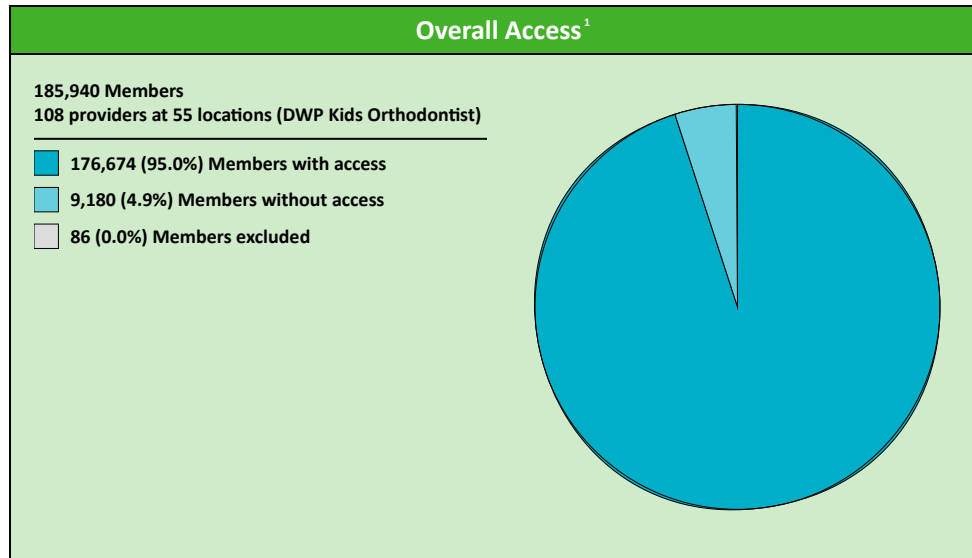
Comparison Graph

Percent of members with access to a choice of providers over miles

- 1st closest
- 2nd closest

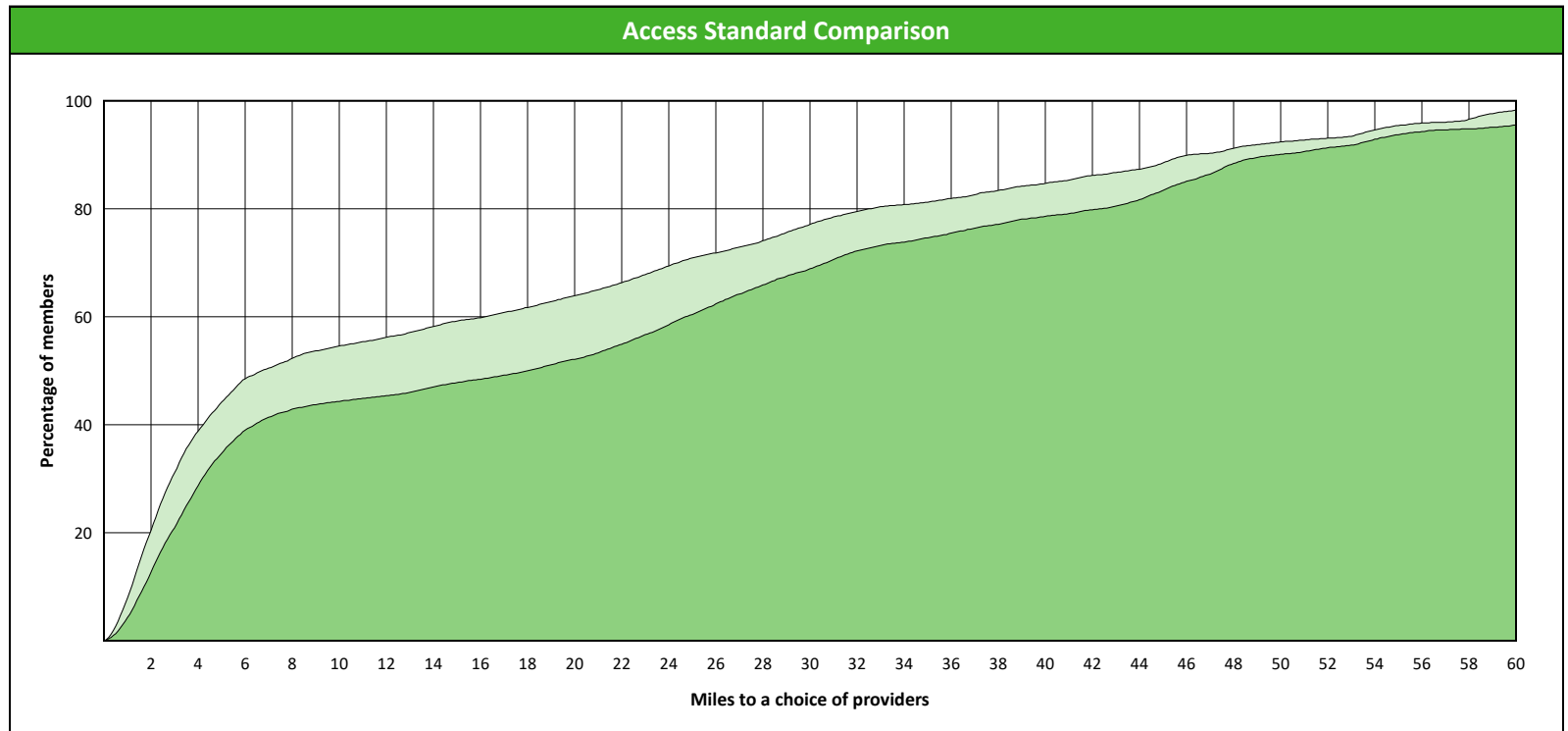
¹ The Access Standard is defined as (DWP Kids Members) members accessing:

1 (DWP Kids Orthodontist) provider in 60 miles and 60 minutes



Distances/Times

	Average
Distance/Time to 1st closest provider	16.9 miles 19.0 mins
Distance/Time to 2nd closest provider	21.4 miles 24.3 mins



Access Overview 60 Miles Periodontist

January 19, 2022

Access Analysis

DWP Network

Member / Provider Groups

DWP Kids Members


DWP Kids Periodontist

Comparison Graph

Percent of members with access to a choice of providers over miles

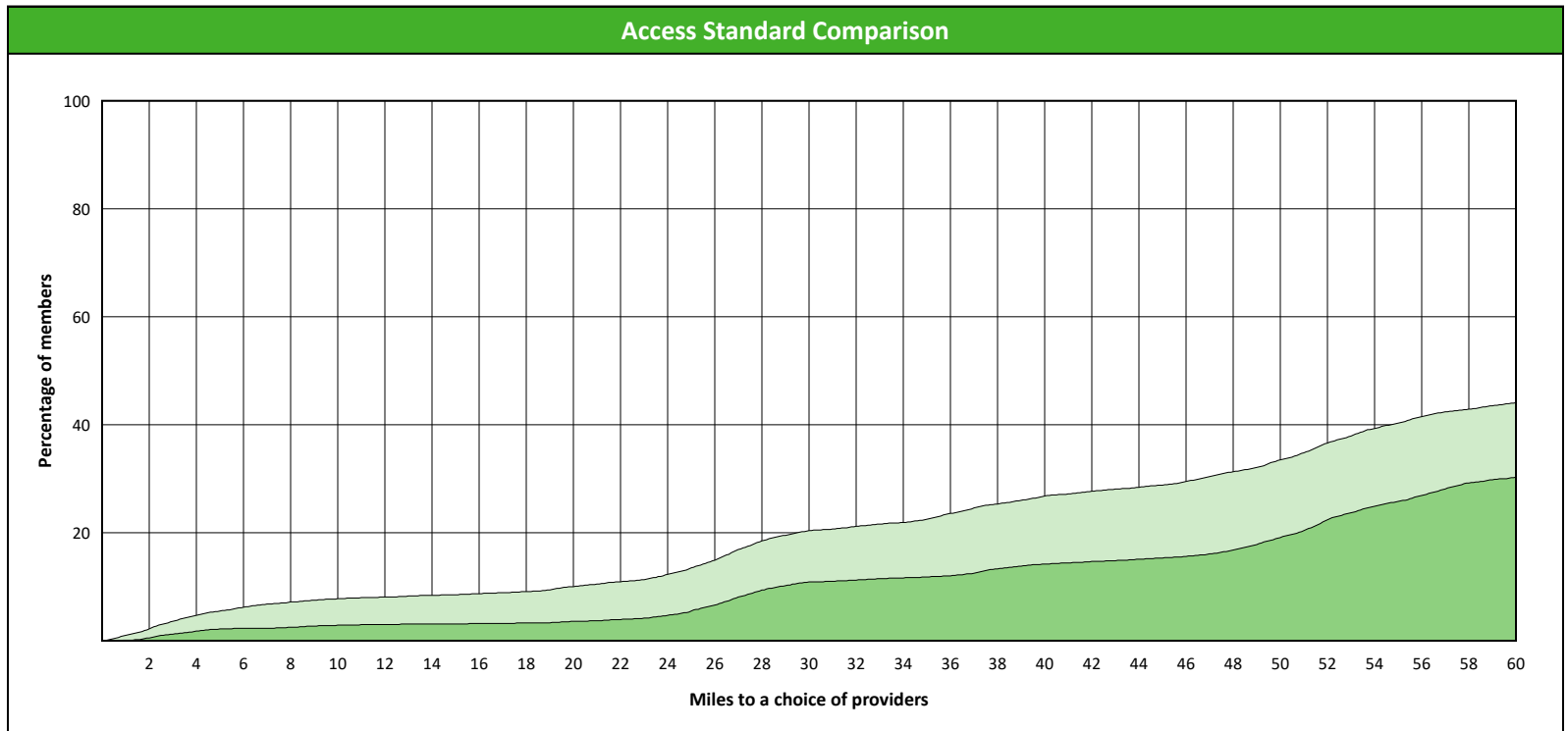
- 1st closest
- 2nd closest

¹ The Access Standard is defined as (DWP Kids Members) members accessing:
 1 (DWP Kids Periodontist) provider in 60 miles and 60 minutes



Distances/Times

	Average
Distance/Time to 1st closest provider	57.9 miles 74.3 mins
Distance/Time to 2nd closest provider	68.4 miles 87.6 mins



Access Overview 60 Miles Prosthodontist

January 19, 2022

Access Analysis

DWP Network

Member / Provider Groups

DWP Kids Members

DWP Kids Prosthodontist


Comparison Graph

Percent of members with access to a choice of providers over miles

- 1st closest
- 2nd closest

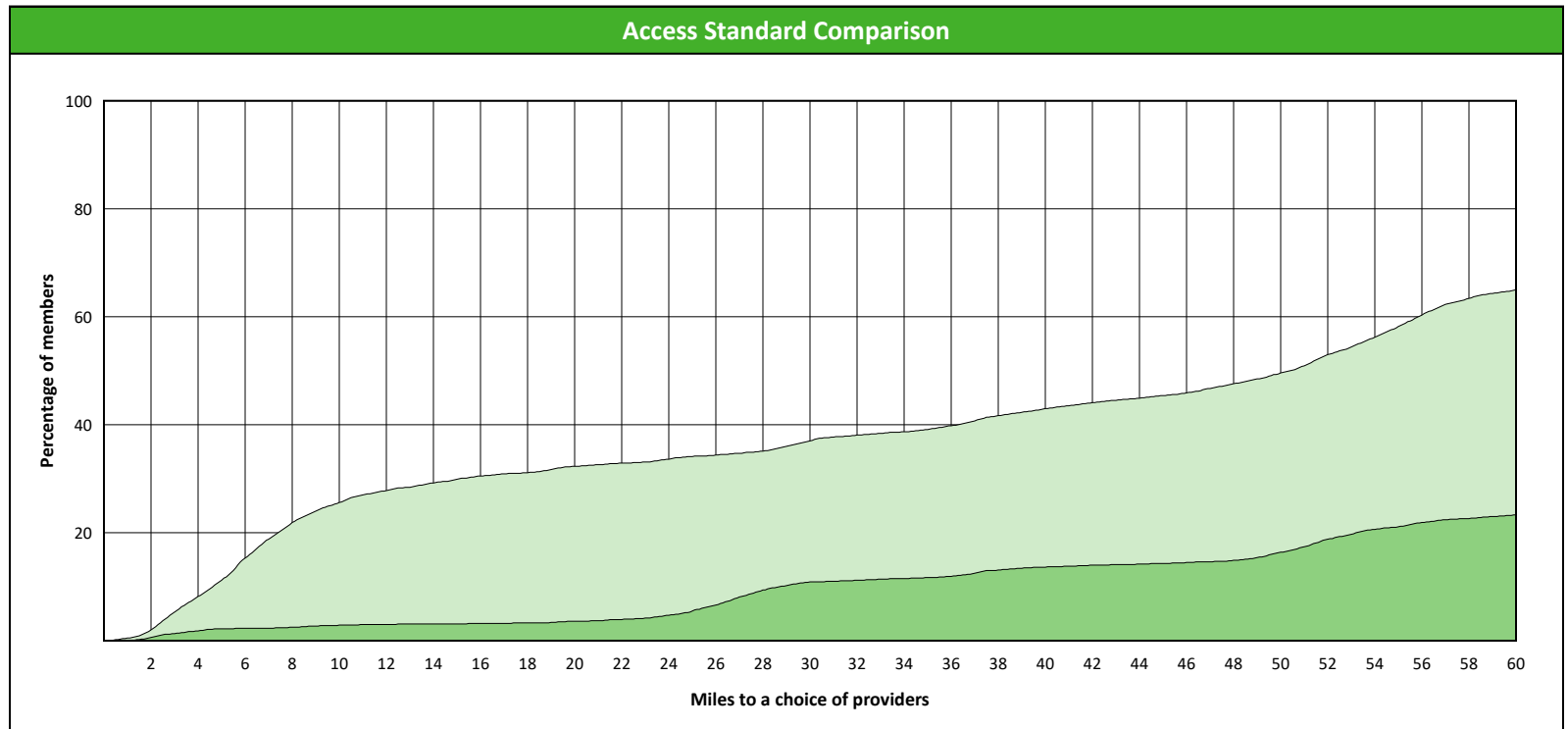
¹ The Access Standard is defined as (DWP Kids Members) members accessing:

1 (DWP Kids Prosthodontist) provider in 60 miles and 60 minutes



Distances/Times

	Average
Distance/Time to 1st closest provider	47.6 miles 63.1 mins
Distance/Time to 2nd closest provider	88.9 miles 119.4 mins



Access Overview 90 Miles All Providers

January 19, 2022

Access Analysis

DWP Network

Member / Provider Groups

DWP Kids Members


DWP Kids All Providers

Comparison Graph

Percent of members with access to a choice of providers over miles

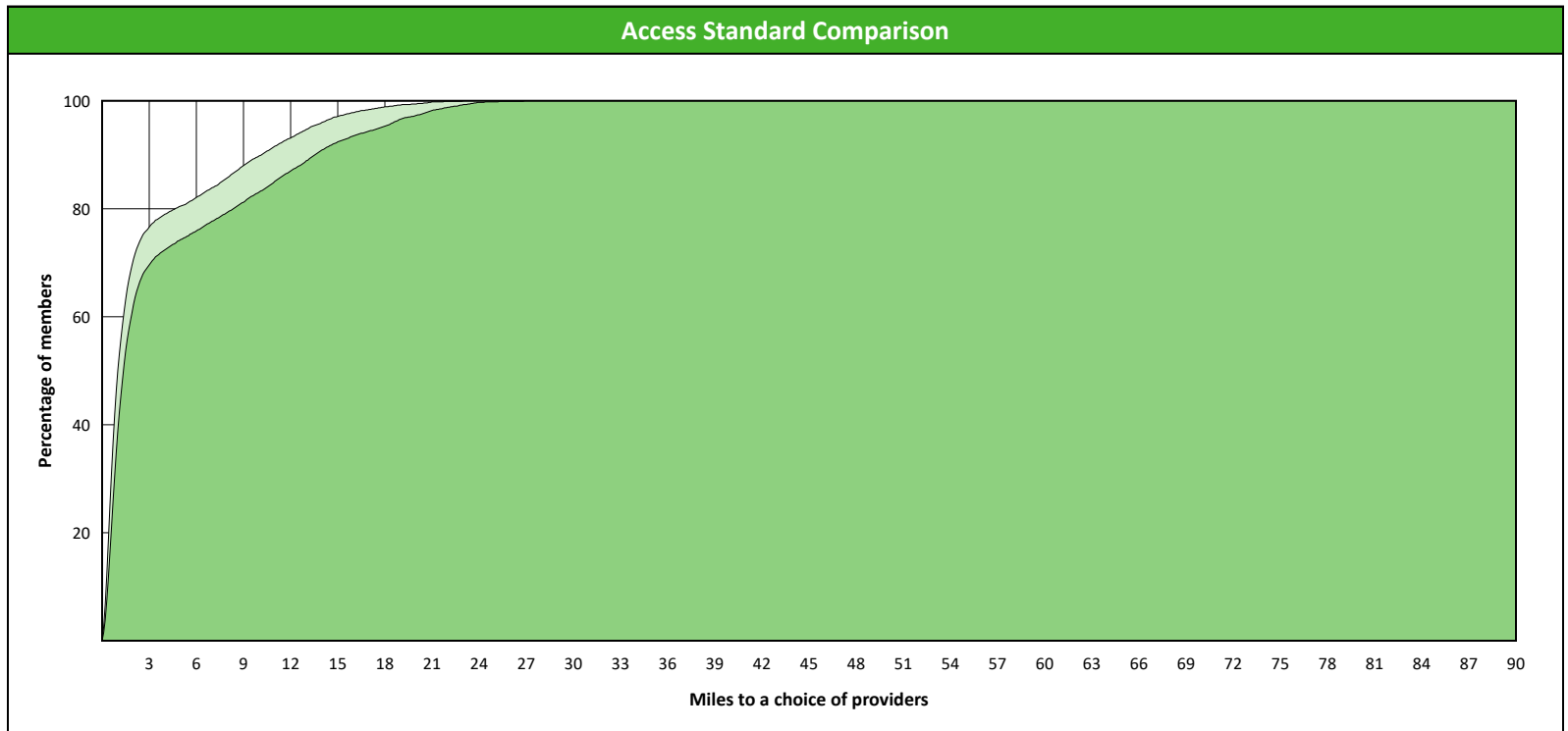
- 1st closest
- 2nd closest

¹ The Access Standard is defined as (DWP Kids Members) members accessing:
1 (DWP Kids All Providers) provider in 90 miles and 90 minutes



Distances/Times

	Average
Distance/Time to 1st closest provider	3.0 miles 3.3 mins
Distance/Time to 2nd closest provider	4.2 miles 4.7 mins



Access Overview 90 Miles Primary Care Dentist

January 19, 2022

Access Analysis

DWP Network

Member / Provider Groups

DWP Kids Members


DWP Kids Primary Care Dentist

Comparison Graph

Percent of members with access to a choice of providers over miles

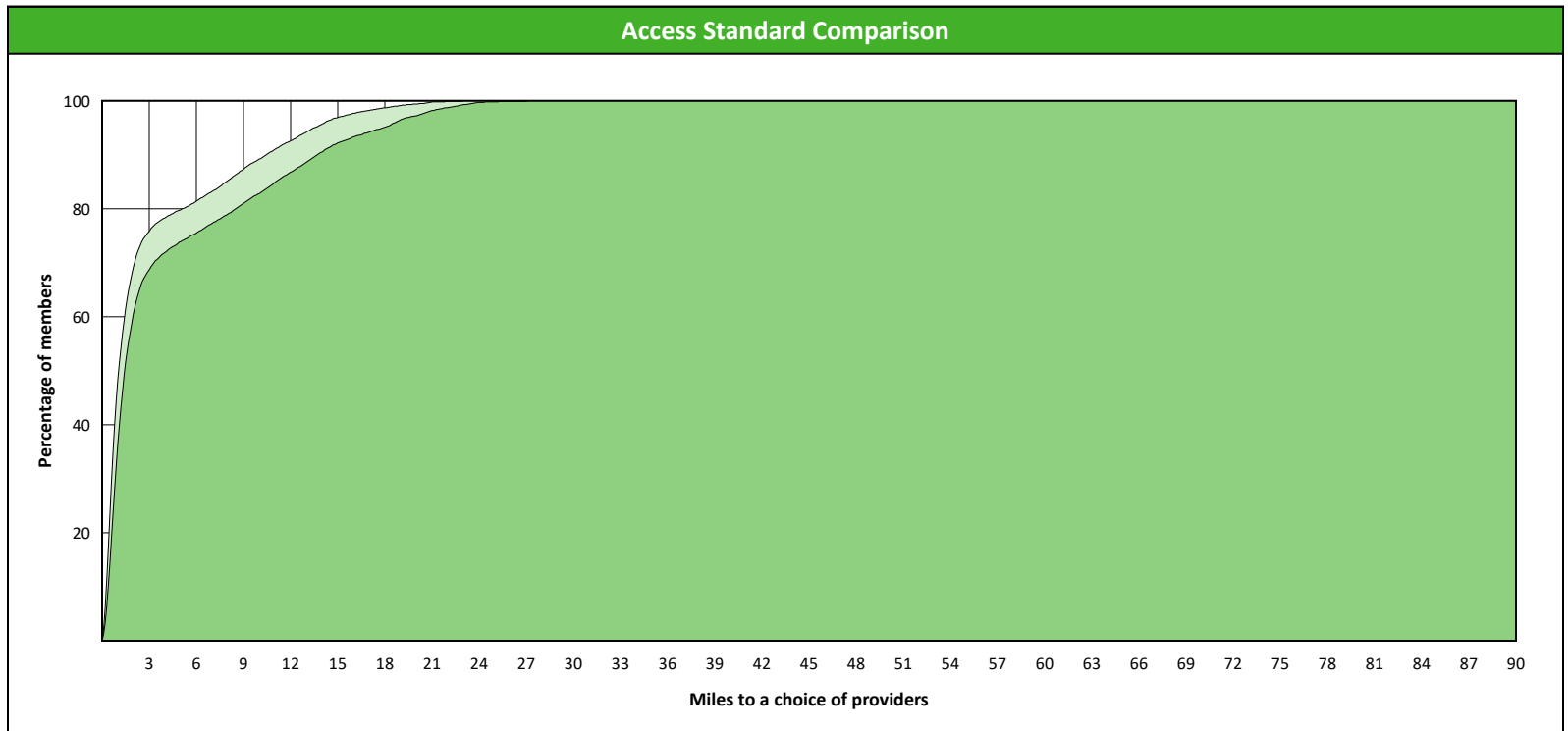
- 1st closest
- 2nd closest

¹ The Access Standard is defined as (DWP Kids Members) members accessing:
1 (DWP Kids Primary Care Dentist) provider in 90 miles and 90 minutes



Distances/Times

	Average
Distance/Time to 1st closest provider	3.1 miles 3.5 mins
Distance/Time to 2nd closest provider	4.3 miles 4.8 mins



Access Overview 90 Miles Oral Surgeon

January 19, 2022

Access Analysis

DWP Network

Member / Provider Groups

DWP Kids Members

DWP Kids Oral Surgeon

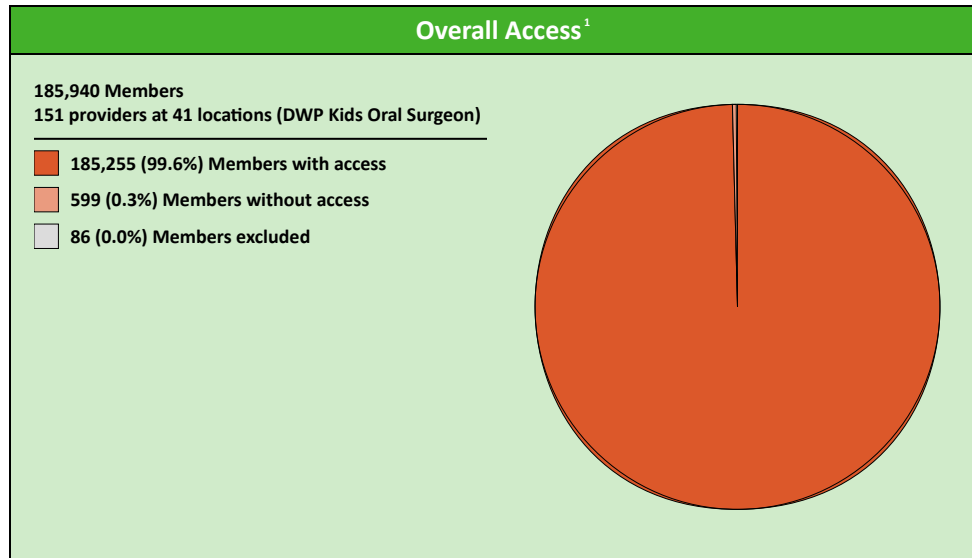
Comparison Graph

Percent of members with access to a choice of providers over miles

- 1st closest
- 2nd closest

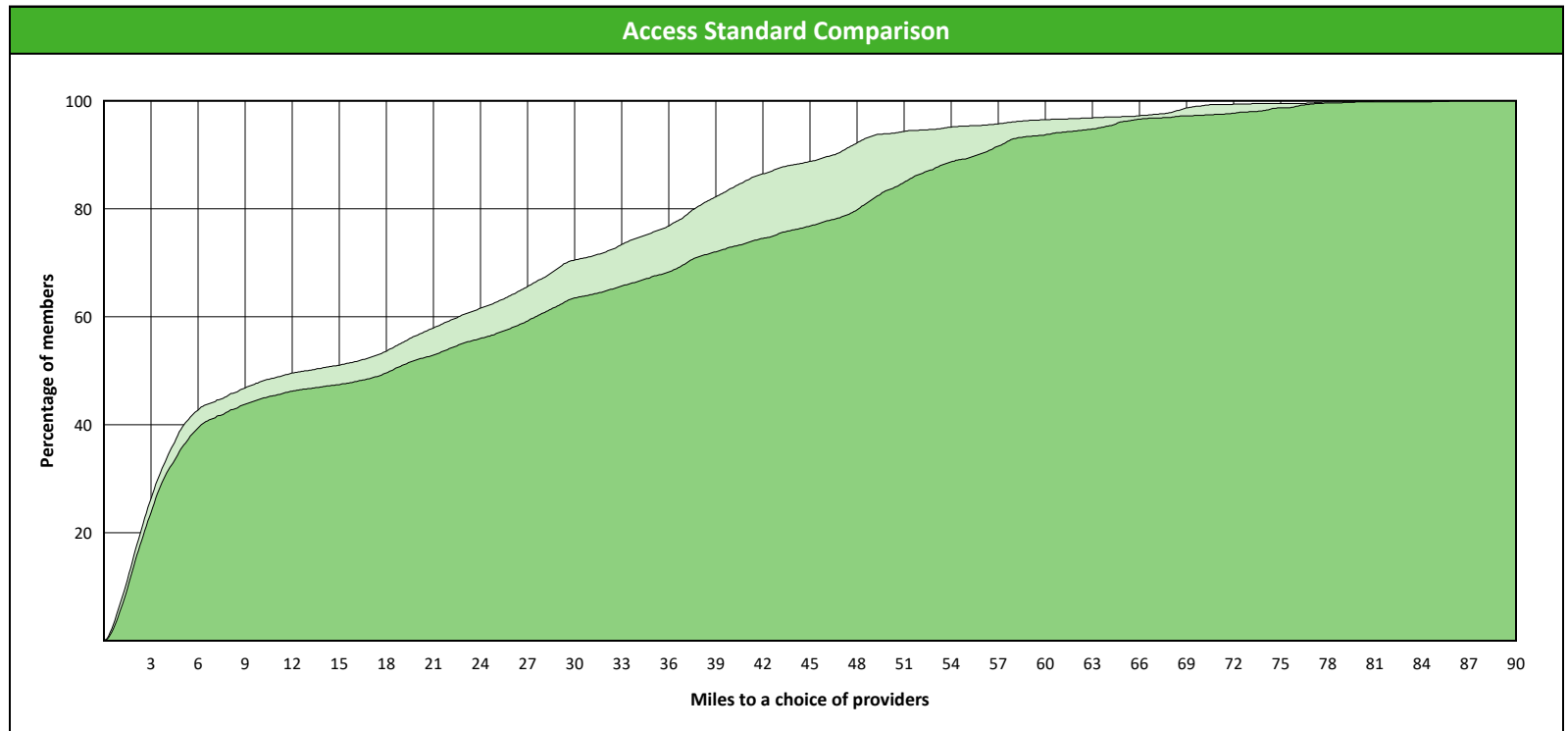
¹ The Access Standard is defined as (DWP Kids Members) members accessing:

1 (DWP Kids Oral Surgeon) provider in 90 miles and 90 minutes



Distances/Times

	Average
Distance/Time to 1st closest provider	19.6 miles 22.4 mins
Distance/Time to 2nd closest provider	23.7 miles 28.4 mins



Access Overview 90 Miles Endodontist

January 19, 2022

Access Analysis

DWP Network

Member / Provider Groups

DWP Kids Members

DWP Kids Endodontist

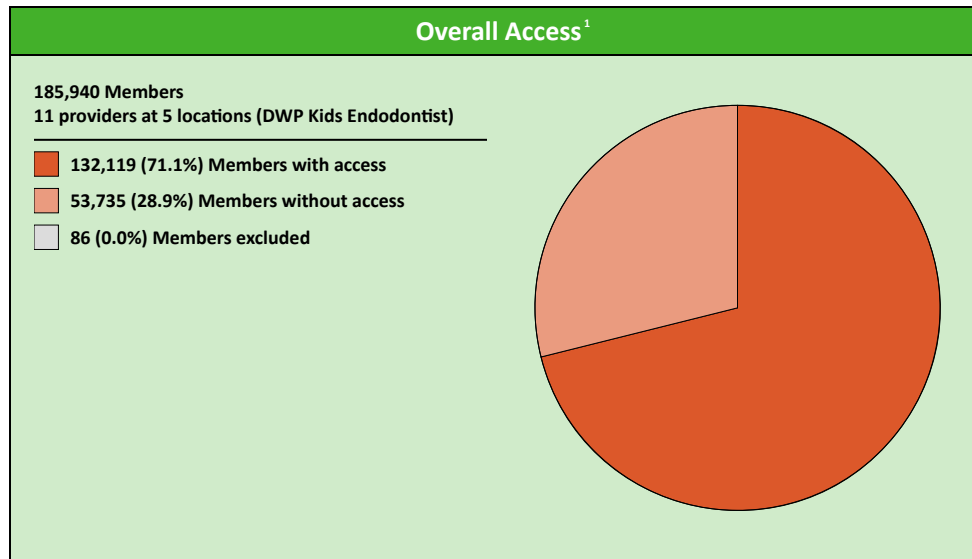
Comparison Graph

Percent of members with access to a choice of providers over miles

- 1st closest
- 2nd closest

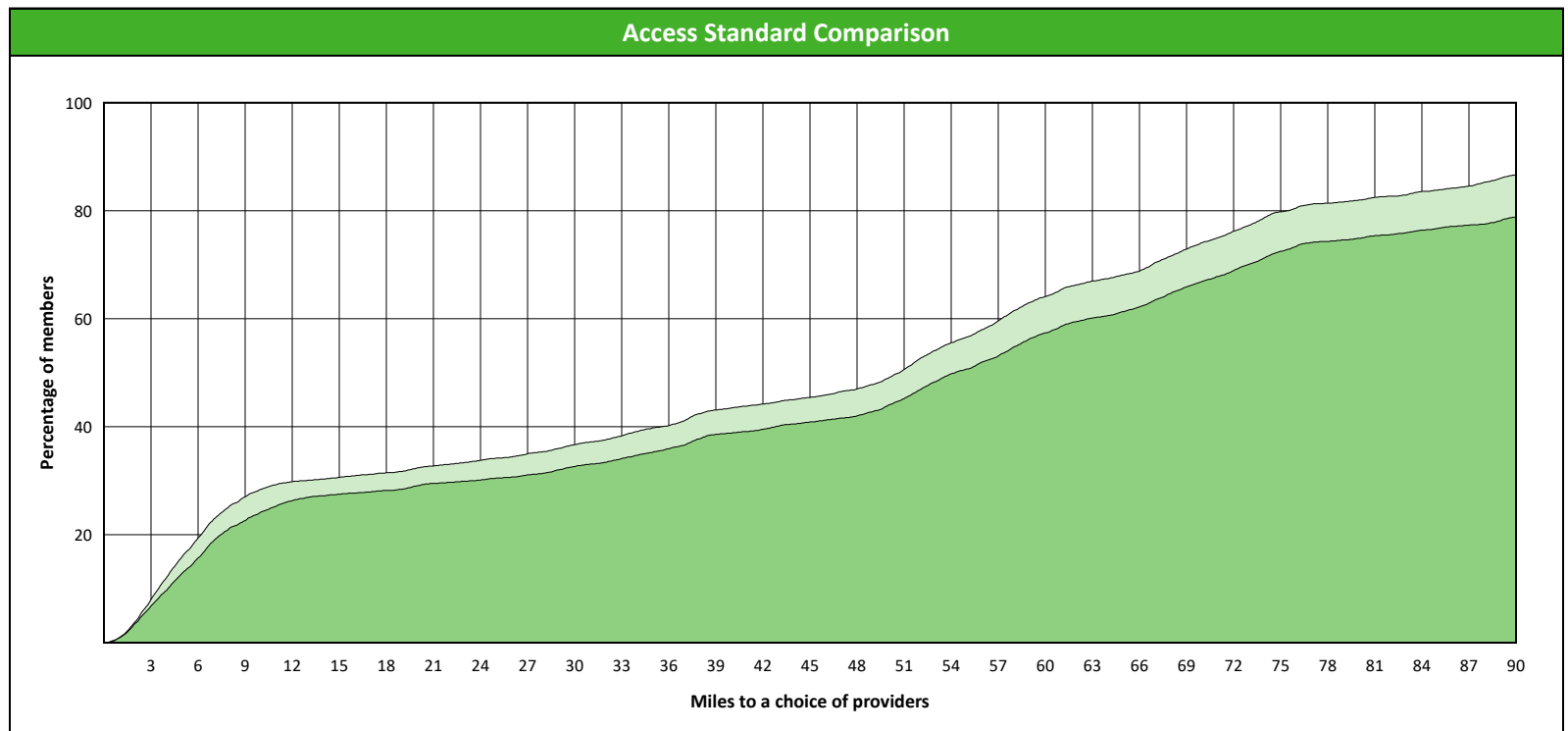
¹ The Access Standard is defined as (DWP Kids Members) members accessing:

1 (DWP Kids Endodontist) provider in 90 miles and 90 minutes



Distances/Times

	Average
Distance/Time to 1st closest provider	47.3 miles 63.5 mins
Distance/Time to 2nd closest provider	57.1 miles 75.8 mins



Access Overview 90 Miles Orthodontist

January 19, 2022

Access Analysis

DWP Network

Member / Provider Groups

DWP Kids Members

DWP Kids Orthodontist


Comparison Graph

Percent of members with access to a choice of providers over miles

- 1st closest
- 2nd closest

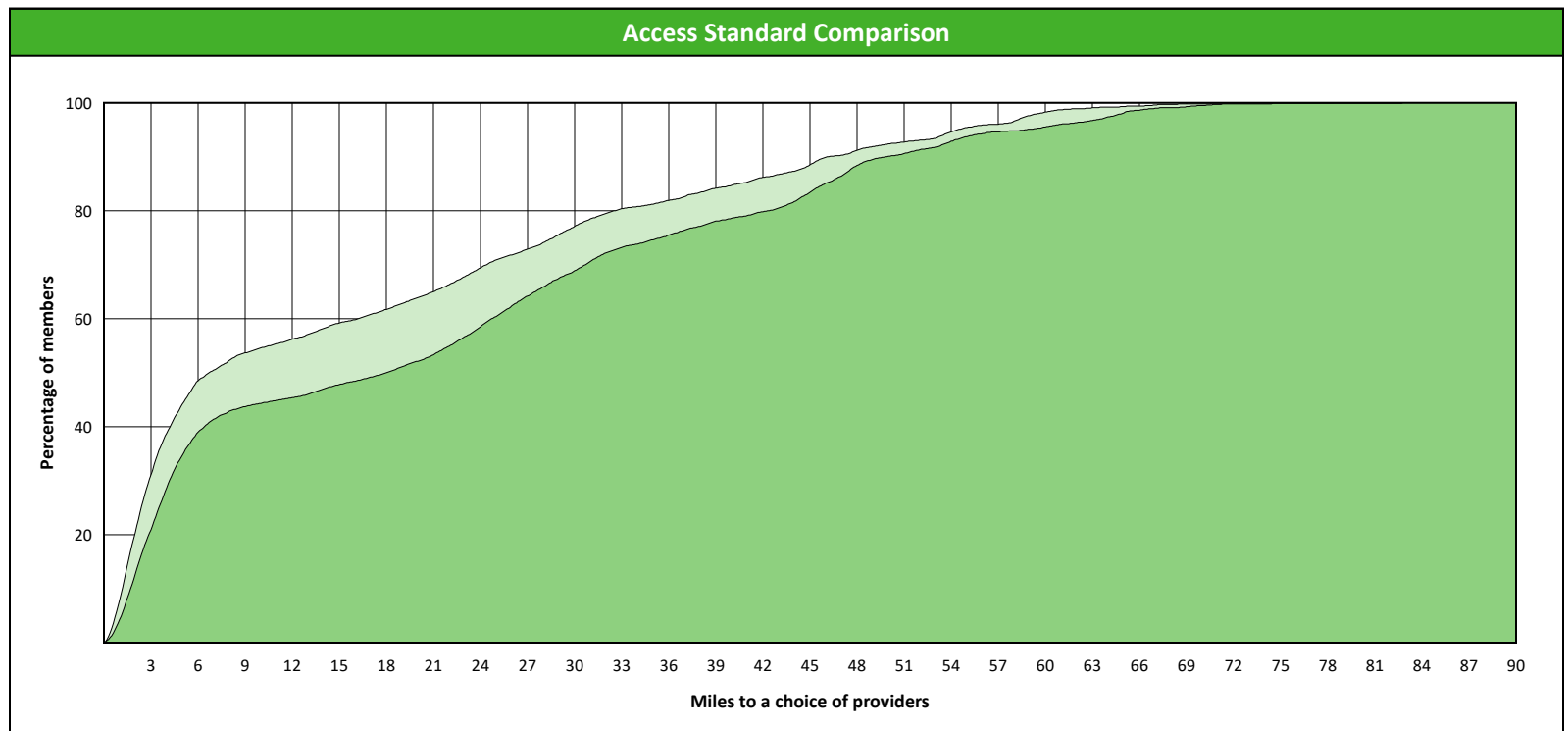
¹ The Access Standard is defined as (DWP Kids Members) members accessing:

1 (DWP Kids Orthodontist) provider in 90 miles and 90 minutes



Distances/Times

	Average
Distance/Time to 1st closest provider	16.9 miles 19.0 mins
Distance/Time to 2nd closest provider	21.4 miles 24.3 mins



Access Overview 90 Miles Periodontist

January 19, 2022

Access Analysis

DWP Network

Member / Provider Groups

DWP Kids Members

DWP Kids Periodontist


Comparison Graph

Percent of members with access to a choice of providers over miles

- 1st closest
- 2nd closest

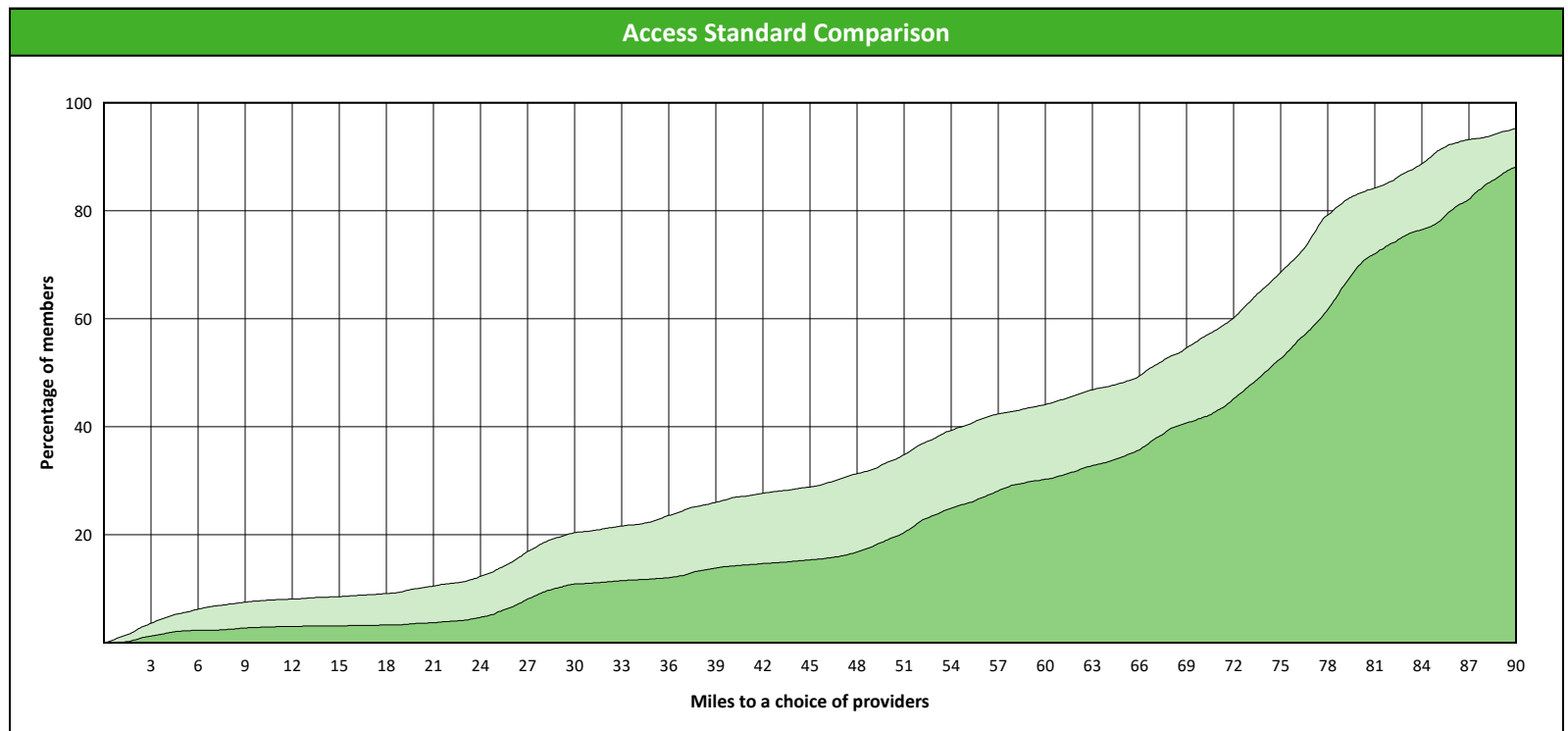
¹ The Access Standard is defined as (DWP Kids Members) members accessing:

1 (DWP Kids Periodontist) provider in 90 miles and 90 minutes



Distances/Times

	Average
Distance/Time to 1st closest provider	57.9 miles 74.3 mins
Distance/Time to 2nd closest provider	68.4 miles 87.6 mins



Access Overview 90 Miles Prosthodontist

January 19, 2022

Access Analysis

DWP Network

Member / Provider Groups

DWP Kids Members

DWP Kids Prosthodontist

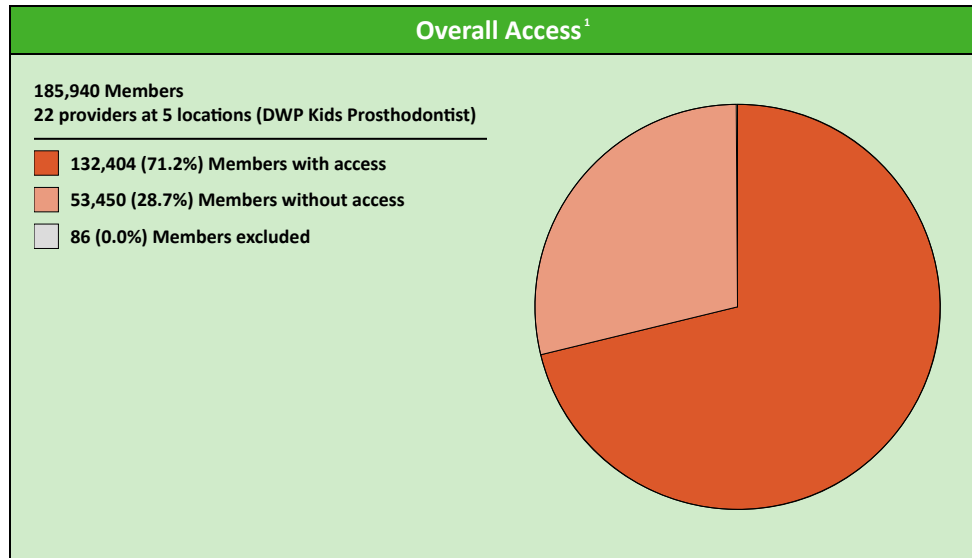
Comparison Graph

Percent of members with access to a choice of providers over miles

- 1st closest
- 2nd closest

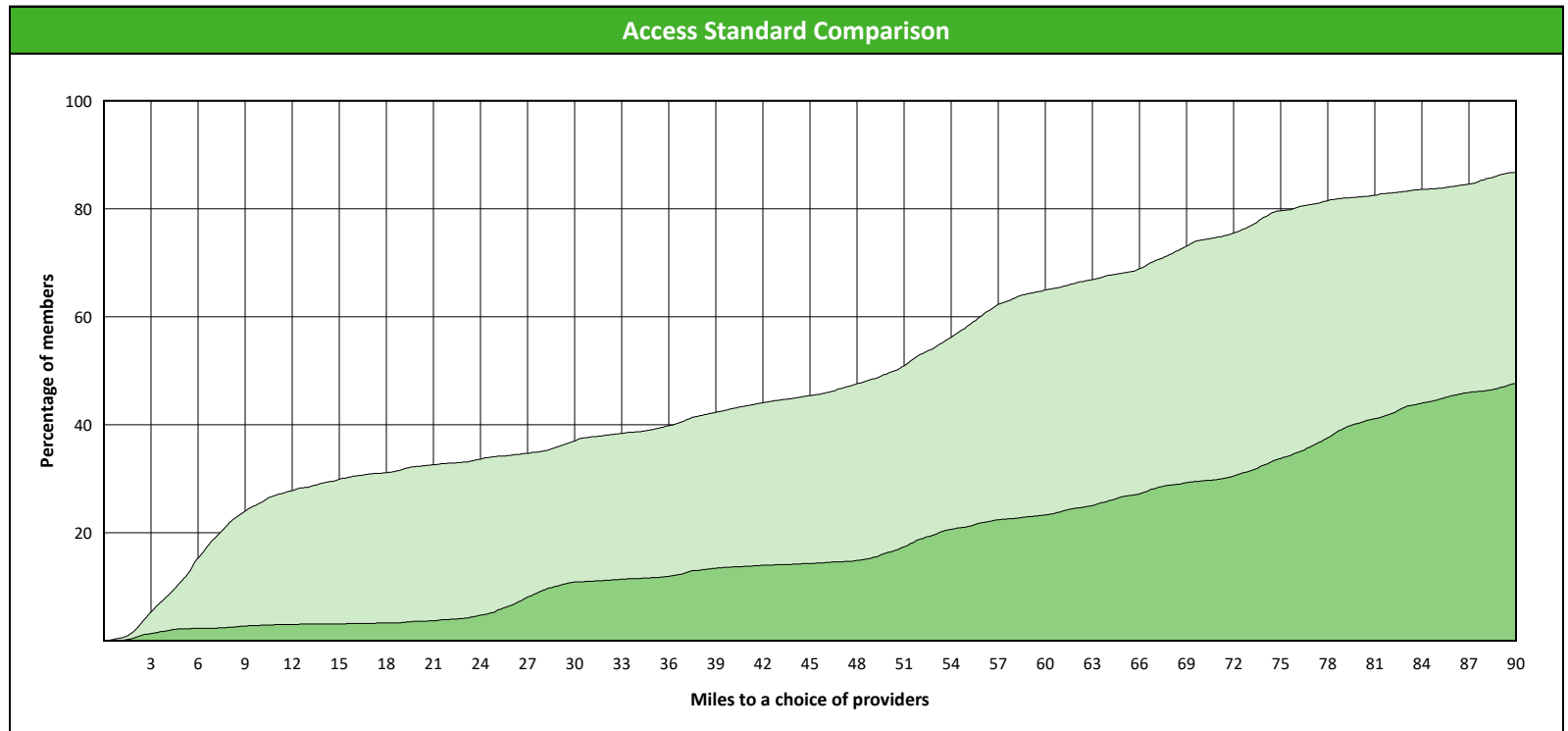
¹ The Access Standard is defined as (DWP Kids Members) members accessing:

1 (DWP Kids Prosthodontist) provider in 90 miles and 90 minutes



Distances/Times

	Average
Distance/Time to 1st closest provider	47.6 miles 63.1 mins
Distance/Time to 2nd closest provider	88.9 miles 119.4 mins



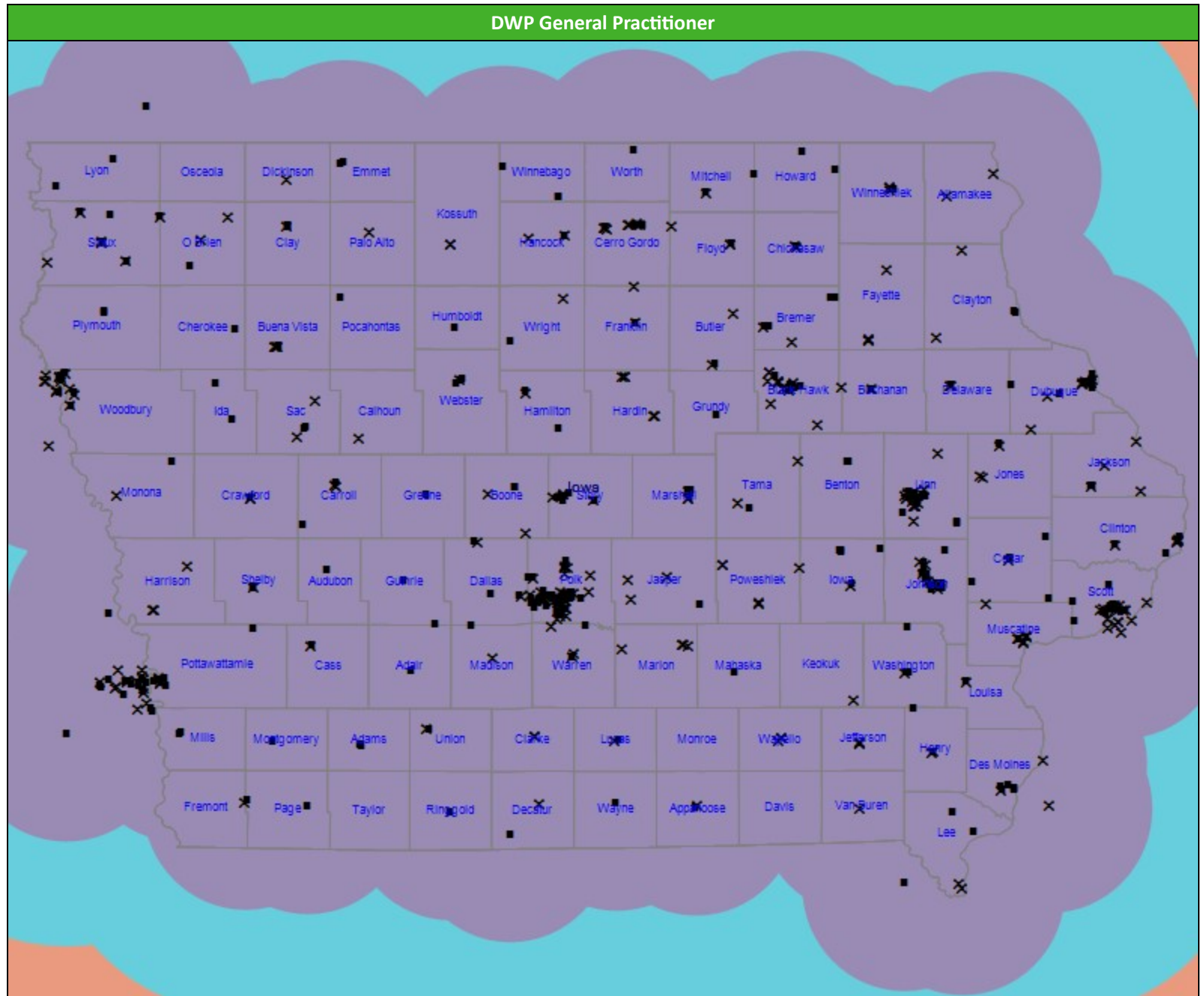
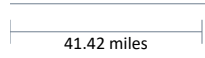
DWP General Practitioner Access Map

January 19, 2022

DWP Kids Primary Care Dentist

1,314 providers at 549 locations

- Single providers (264)
- ✕ Multiple providers (285)
- 30 mile radius
- 60 mile radius
- 90 mile radius



DWP Oral Surgeon Access Map

January 19, 2022

DWP Kids Oral Surgeon

151 providers at 41 locations

- Single providers (11)
- ✕ Multiple providers (30)
- 30 mile radius
- 60 mile radius
- 90 mile radius

41.42 miles



DWP Endodontist Access Map

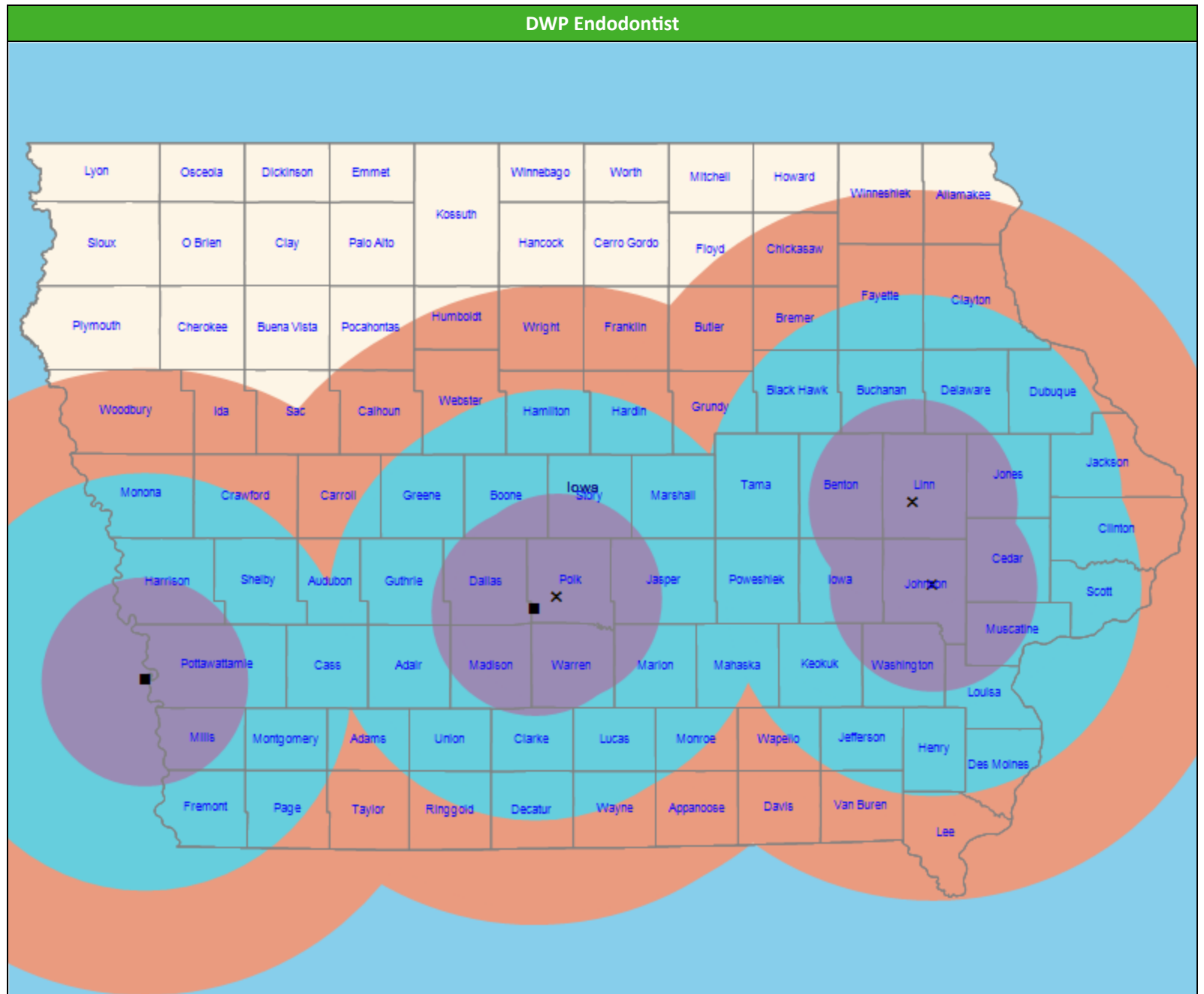
January 19, 2022

DWP Kids Endodontist

11 providers at 5 locations

- Single providers (2)
- ✕ Multiple providers (3)
- 30 mile radius
- 60 mile radius
- 90 mile radius

41.42 miles



DWP Periodontist Access Map

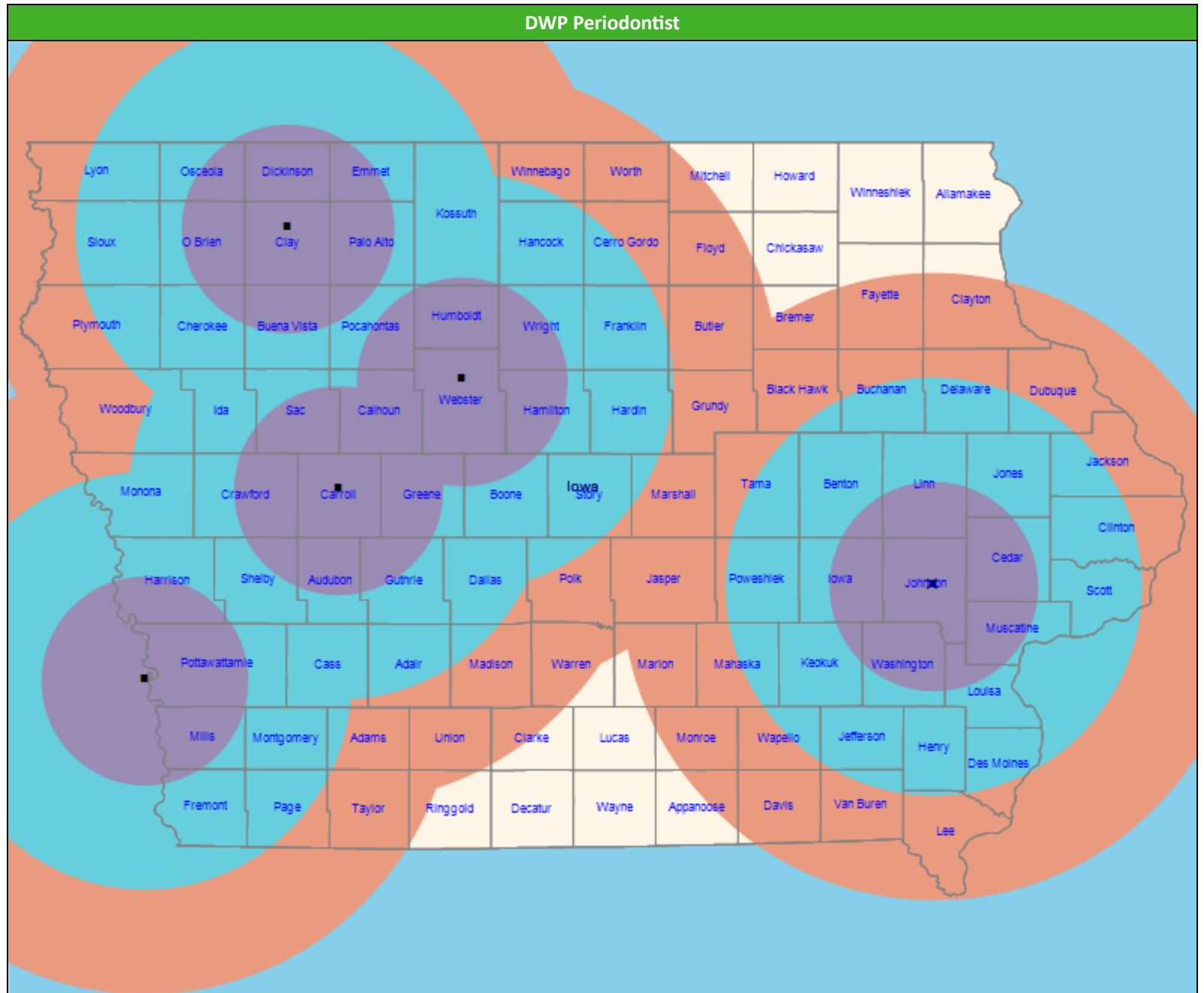
January 19, 2022

DWP Kids Periodontist

14 providers at 6 locations

- Single providers (5)
- ✕ Multiple providers (1)
- 30 mile radius
- 60 mile radius
- 90 mile radius

41.42 miles



DWP Prosthodontist Access Map

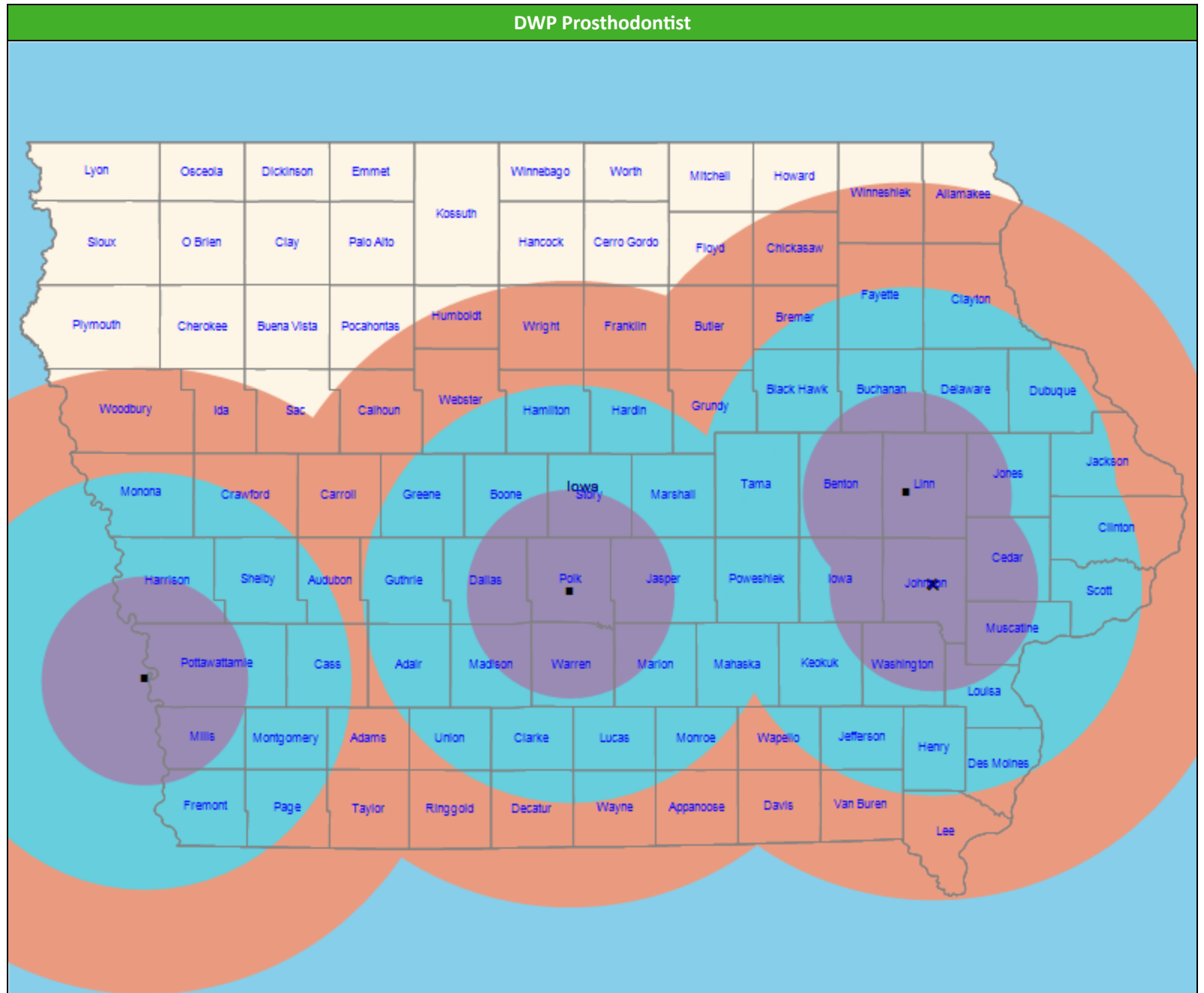
January 19, 2022

DWP Kids Prosthodontist

22 providers at 5 locations

- Single providers (3)
- ✕ Multiple providers (2)
- 30 mile radius
- 60 mile radius
- 90 mile radius

41.42 miles



DWP Orthodontist Access Map

January 19, 2022

DWP Kids Orthodontist

108 providers at 55 locations

- Single providers (30)
- ✕ Multiple providers (25)
- 30 mile radius
- 60 mile radius
- 90 mile radius

41.42 miles



Access Summary By State

January 19, 2022

Access Analysis

DWP Network

Member Group

DWP Kids Members

Provider Group

- DWP Kids All Providers
- DWP Kids Primary Care Dentist
- DWP Kids Oral Surgeon
- DWP Kids Endodontist
- DWP Kids Orthodontist
- DWP Kids Periodontist
- DWP Kids Prosthodontist

¹ Provider counts represent:

- P: Unique providers
- L: Unique provider locations

** These records have been excluded from the analysis because of invalid zip codes.

All Members												
Member		Provider		With Access		Without Access		Counts ¹		Average Distance		Average Time
Group	#	Group	Standard	#	%	#	%	P	L	1	2	1
DWP Kids Members	185,854	DWP Kids All Pro...	1 in 30 miles and 3...	185,848	99.9	6	0.1	1,620	621	3.0	4.2	3.3
		DWP Kids Primar...	1 in 30 miles and 3...	185,848	99.9	6	0.1	1,314	549	3.1	4.3	3.5
		DWP Kids Primar...	1 in 60 miles and 6...	185,853	99.9	1	0.1	1,314	549	3.1	4.3	3.5
		DWP Kids Primar...	1 in 90 miles and 9...	185,853	99.9	1	0.1	1,314	549	3.1	4.3	3.5
		DWP Kids Oral S...	1 in 30 miles and 3...	121,785	65.5	64,069	34.5	151	41	19.6	23.7	22.4
		DWP Kids Oral S...	1 in 60 miles and 6...	176,302	94.9	9,552	5.1	151	41	19.6	23.7	22.4
		DWP Kids Oral S...	1 in 90 miles and 9...	185,255	99.7	599	0.3	151	41	19.6	23.7	22.4
		DWP Kids Endod...	1 in 30 miles and 3...	62,194	33.5	123,660	66.5	11	5	47.3	57.1	63.5
		DWP Kids Endod...	1 in 60 miles and 6...	85,812	46.2	100,042	53.8	11	5	47.3	57.1	63.5
		DWP Kids Endod...	1 in 90 miles and 9...	132,119	71.1	53,735	28.9	11	5	47.3	57.1	63.5
		DWP Kids Ortho...	1 in 30 miles and 3...	136,168	73.3	49,686	26.7	108	55	16.9	21.4	19.0
		DWP Kids Ortho...	1 in 60 miles and 6...	176,674	95.1	9,180	4.9	108	55	16.9	21.4	19.0
		DWP Kids Ortho...	1 in 90 miles and 9...	185,849	99.9	5	0.1	108	55	16.9	21.4	19.0
		DWP Kids Period...	1 in 30 miles and 3...	22,890	12.3	162,964	87.7	14	6	57.9	68.4	74.3
		DWP Kids Period...	1 in 60 miles and 6...	60,270	32.4	125,584	67.6	14	6	57.9	68.4	74.3
		DWP Kids Period...	1 in 90 miles and 9...	114,063	61.4	71,791	38.6	14	6	57.9	68.4	74.3
		DWP Kids Prosth...	1 in 30 miles and 3...	62,473	33.6	123,381	66.4	22	5	47.6	88.9	63.1
		DWP Kids Prosth...	1 in 60 miles and 6...	87,617	47.1	98,237	52.9	22	5	47.6	88.9	63.1
		DWP Kids Prosth...	1 in 90 miles and 9...	132,404	71.2	53,450	28.8	22	5	47.6	88.9	63.1

Key Geographic Areas										
State Name	Member	Provider		With Access		Without Access		Average Distance		Average Time
	#	Group	Standard	#	%	#	%	1	2	1
Iowa	185,845	DWP Kids All Providers	1 in 30 miles and 30 mins	185,844	99.9	1	0.1	3.0	4.2	3.3
		DWP Kids Primary Care...	1 in 30 miles and 30 mins	185,844	99.9	1	0.1	3.1	4.3	3.5
		DWP Kids Primary Care...	1 in 60 miles and 60 mins	185,845	100.0	0	0.0	3.1	4.3	3.5
		DWP Kids Primary Care...	1 in 90 miles and 90 mins	185,845	100.0	0	0.0	3.1	4.3	3.5
		DWP Kids Oral Surgeon	1 in 30 miles and 30 mins	121,785	65.5	64,060	34.5	19.6	23.7	22.4
		DWP Kids Oral Surgeon	1 in 60 miles and 60 mins	176,296	94.9	9,549	5.1	19.6	23.7	22.4
		DWP Kids Oral Surgeon	1 in 90 miles and 90 mins	185,247	99.7	598	0.3	19.6	23.7	22.4
		DWP Kids Endodontist	1 in 30 miles and 30 mins	62,194	33.5	123,651	66.5	47.3	57.1	63.5
		DWP Kids Endodontist	1 in 60 miles and 60 mins	85,812	46.2	100,033	53.8	47.3	57.1	63.5
		DWP Kids Endodontist	1 in 90 miles and 90 mins	132,119	71.1	53,726	28.9	47.3	57.1	63.5
		DWP Kids Orthodontist	1 in 30 miles and 30 mins	136,168	73.3	49,677	26.7	16.9	21.4	19.0
		DWP Kids Orthodontist	1 in 60 miles and 60 mins	176,670	95.1	9,175	4.9	16.9	21.4	19.0
		DWP Kids Orthodontist	1 in 90 miles and 90 mins	185,841	99.9	4	0.1	16.9	21.4	19.0
		DWP Kids Periodontist	1 in 30 miles and 30 mins	22,890	12.3	162,955	87.7	57.9	68.4	74.3
		DWP Kids Periodontist	1 in 60 miles and 60 mins	60,270	32.4	125,575	67.6	57.9	68.4	74.3
		DWP Kids Periodontist	1 in 90 miles and 90 mins	114,059	61.4	71,786	38.6	57.9	68.4	74.3

Access Summary By City

January 19, 2022

Access Analysis

DWP Network

Member Group

DWP Kids Members

Provider Group

- DWP Kids All Providers
- DWP Kids Primary Care Dentist
- DWP Kids Oral Surgeon
- DWP Kids Endodontist
- DWP Kids Orthodontist
- DWP Kids Periodontist
- DWP Kids Prosthodontist

¹ Provider counts represent:

- P: Unique providers
- L: Unique provider locations

** These records have been excluded from the analysis because of invalid zip codes.

All Members												
Member		Provider		With Access		Without Access		Counts ¹		Average Distance		Average Time
Group	#	Group	Standard	#	%	#	%	P	L	1	2	1
DWP Kids Members	185,854	DWP Kids All Pro...	1 in 30 miles and 3...	185,848	99.9	6	0.1	1,620	621	3.0	4.2	3.3
		DWP Kids Primar...	1 in 30 miles and 3...	185,848	99.9	6	0.1	1,314	549	3.1	4.3	3.5
		DWP Kids Primar...	1 in 60 miles and 6...	185,853	99.9	1	0.1	1,314	549	3.1	4.3	3.5
		DWP Kids Primar...	1 in 90 miles and 9...	185,853	99.9	1	0.1	1,314	549	3.1	4.3	3.5
		DWP Kids Oral S...	1 in 30 miles and 3...	121,785	65.5	64,069	34.5	151	41	19.6	23.7	22.4
		DWP Kids Oral S...	1 in 60 miles and 6...	176,302	94.9	9,552	5.1	151	41	19.6	23.7	22.4
		DWP Kids Oral S...	1 in 90 miles and 9...	185,255	99.7	599	0.3	151	41	19.6	23.7	22.4
		DWP Kids Endod...	1 in 30 miles and 3...	62,194	33.5	123,660	66.5	11	5	47.3	57.1	63.5
		DWP Kids Endod...	1 in 60 miles and 6...	85,812	46.2	100,042	53.8	11	5	47.3	57.1	63.5
		DWP Kids Endod...	1 in 90 miles and 9...	132,119	71.1	53,735	28.9	11	5	47.3	57.1	63.5
		DWP Kids Ortho...	1 in 30 miles and 3...	136,168	73.3	49,686	26.7	108	55	16.9	21.4	19.0
		DWP Kids Ortho...	1 in 60 miles and 6...	176,674	95.1	9,180	4.9	108	55	16.9	21.4	19.0
		DWP Kids Ortho...	1 in 90 miles and 9...	185,849	99.9	5	0.1	108	55	16.9	21.4	19.0
		DWP Kids Period...	1 in 30 miles and 3...	22,890	12.3	162,964	87.7	14	6	57.9	68.4	74.3
		DWP Kids Period...	1 in 60 miles and 6...	60,270	32.4	125,584	67.6	14	6	57.9	68.4	74.3
		DWP Kids Period...	1 in 90 miles and 9...	114,063	61.4	71,791	38.6	14	6	57.9	68.4	74.3
		DWP Kids Prosth...	1 in 30 miles and 3...	62,473	33.6	123,381	66.4	22	5	47.6	88.9	63.1
		DWP Kids Prosth...	1 in 60 miles and 6...	87,617	47.1	98,237	52.9	22	5	47.6	88.9	63.1
		DWP Kids Prosth...	1 in 90 miles and 9...	132,404	71.2	53,450	28.8	22	5	47.6	88.9	63.1

Key Geographic Areas										
City	Member	Provider		With Access		Without Access		Average Distance		Average Time
	#	Group	Standard	#	%	#	%	1	2	1
Des Moines, IA	20,008	DWP Kids All Providers	1 in 30 miles and 30 mins	20,008	100.0	0	0.0	0.9	1.0	1.3
		DWP Kids Primary Care Den...	1 in 30 miles and 30 mins	20,008	100.0	0	0.0	0.9	1.1	1.3
		DWP Kids Primary Care Den...	1 in 60 miles and 60 mins	20,008	100.0	0	0.0	0.9	1.1	1.3
		DWP Kids Primary Care Den...	1 in 90 miles and 90 mins	20,008	100.0	0	0.0	0.9	1.1	1.3
		DWP Kids Oral Surgeon	1 in 30 miles and 30 mins	20,005	99.9	3	0.1	3.3	3.3	4.8
		DWP Kids Oral Surgeon	1 in 60 miles and 60 mins	20,006	99.9	2	0.1	3.3	3.3	4.8
		DWP Kids Oral Surgeon	1 in 90 miles and 90 mins	20,008	100.0	0	0.0	3.3	3.3	4.8
		DWP Kids Endodontist	1 in 30 miles and 30 mins	20,001	99.9	7	0.1	4.4	4.5	7.8
		DWP Kids Endodontist	1 in 60 miles and 60 mins	20,001	99.9	7	0.1	4.4	4.5	7.8
		DWP Kids Endodontist	1 in 90 miles and 90 mins	20,002	99.9	6	0.1	4.4	4.5	7.8
		DWP Kids Orthodontist	1 in 30 miles and 30 mins	20,004	99.9	4	0.1	3.0	3.6	4.7
		DWP Kids Orthodontist	1 in 60 miles and 60 mins	20,005	99.9	3	0.1	3.0	3.6	4.7
		DWP Kids Orthodontist	1 in 90 miles and 90 mins	20,008	100.0	0	0.0	3.0	3.6	4.7
		DWP Kids Periodontist	1 in 30 miles and 30 mins	3	0.1	20,005	99.9	74.3	77.3	96.8
		DWP Kids Periodontist	1 in 60 miles and 60 mins	5	0.1	20,003	99.9	74.3	77.3	96.8
		DWP Kids Periodontist	1 in 90 miles and 90 mins	5,024	25.1	14,984	74.9	74.3	77.3	96.8