



Network Access Analysis

Iowa Dental Wellness Plan Kids SFY2022 Q1
MCNA Dental

February 18, 2022

Contents

Report Contents

Access Overview - All Dentists (30 miles/30 minutes)	4
Access Overview - Primary Care Dentist (30 miles/30 minutes)	5
Access Overview - Orthodontists (30 miles/30 minutes)	6
Access Overview - Oral Surgeons (30 miles/30 minutes)	7
Access Overview - Periodontists (30 miles/30 minutes)	8
Access Overview - Endodontists (30 miles/30 minutes)	9
Access Overview - Prosthodontists (30 miles/30 minutes)	10
Access Overview - All Dentists (60 miles/60 minutes)	11
Access Overview - Primary Care Dentist (60 miles/60 minutes)	12
Access Overview - Orthodontists (60 miles/60 minutes)	13
Access Overview - Oral Surgeons (60 miles/60 minutes)	14
Access Overview - Endodontists (60 miles/60 minutes)	15
Access Overview - Prosthodontists (60 miles/60 minutes)	16
Access Overview - Periodontists (60 miles/60 minutes)	17
Access Overview - All Dentists (90 miles/90 minutes)	18
Access Overview - Primary Care Dentist (90 miles/90 minutes)	19
Access Overview - Orthodontists (90 miles/90 minutes)	20
Access Overview - Oral Surgeons (90 miles/90 minutes)	21
Access Overview - Endodontists (90 miles/90 minutes)	22
Access Overview - Prosthodontists (90 miles/90 minutes)	23
Access Overview - Periodontists (90 miles/90 minutes)	24
All Dentists Access Map	25
Endodontists Access Map	26
Primary Care Dentist Access Map	27

Contents

Report Contents

Oral Surgeons Access Map	28
Orthodontists Access Map	29
Periodontists Access Map	30
Prosthodontists Access Map	31
Access Summary By County	32

Access Overview - All Dentists (30 miles/30 minutes)

February 18, 2022

Access Analysis
All Dentists (30 miles/30 minutes)

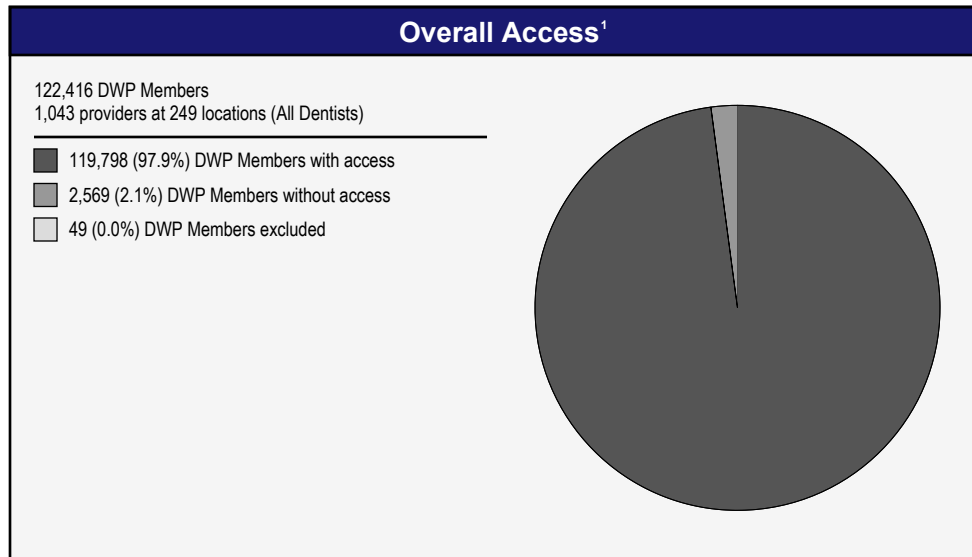
DWP Member / Provider Groups
DWP Members (Iowa)
All Dentists (Iowa)

Comparison Graph
Percent of dwp members with access to a choice of providers over miles

- 1st closest
- 2nd closest
- 3rd closest

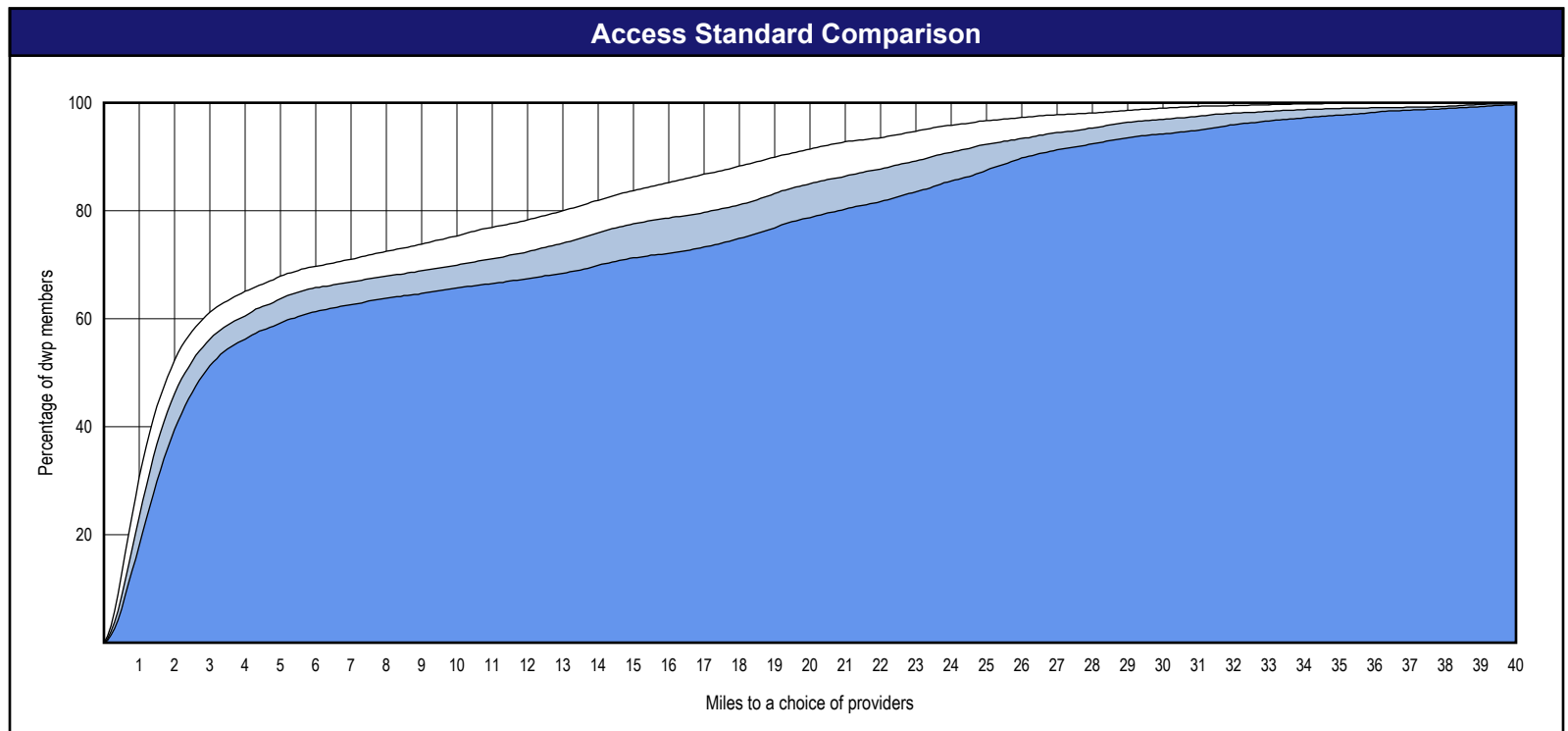
¹ The Access Standard is defined as (DWP Members (Iowa)) dwp members accessing:

1 (All Dentists (Iowa)) provider in 30 miles and 30 minutes



Distances/Times

	Average
Distance/Time to 1st closest provider	6.1 miles 6.8 mins
Distance/Time to 2nd closest provider	7.8 miles 8.7 mins
Distance/Time to 3rd closest provider	9.4 miles 10.5 mins



Access Overview - Primary Care Dentist (30 miles/30 minutes)

February 18, 2022

Access Analysis
Primary Care Dentist (30 miles/30 minutes)

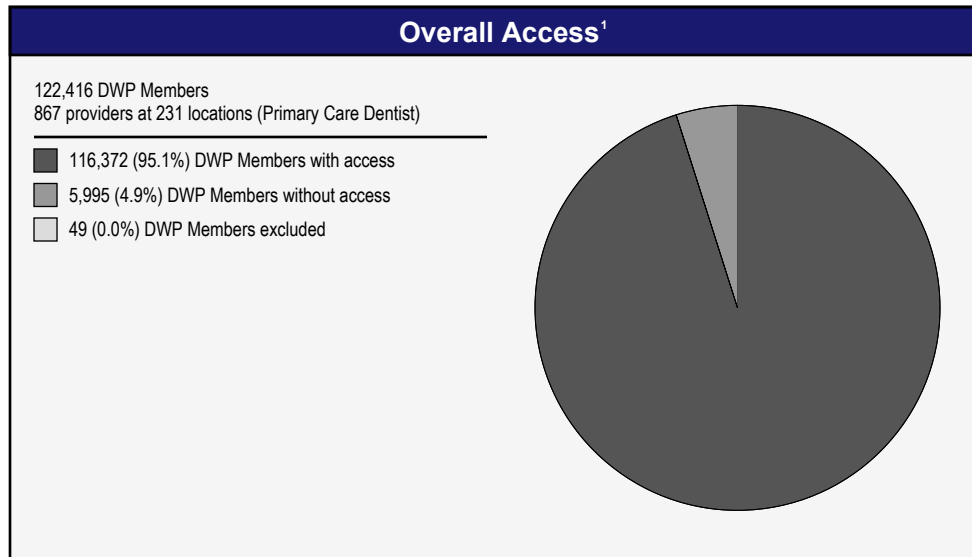
DWP Member / Provider Groups
DWP Members (Iowa)
Primary Care Dentist (Iowa)

Comparison Graph
Percent of dwp members with access to a choice of providers over miles

- 1st closest
- 2nd closest
- 3rd closest

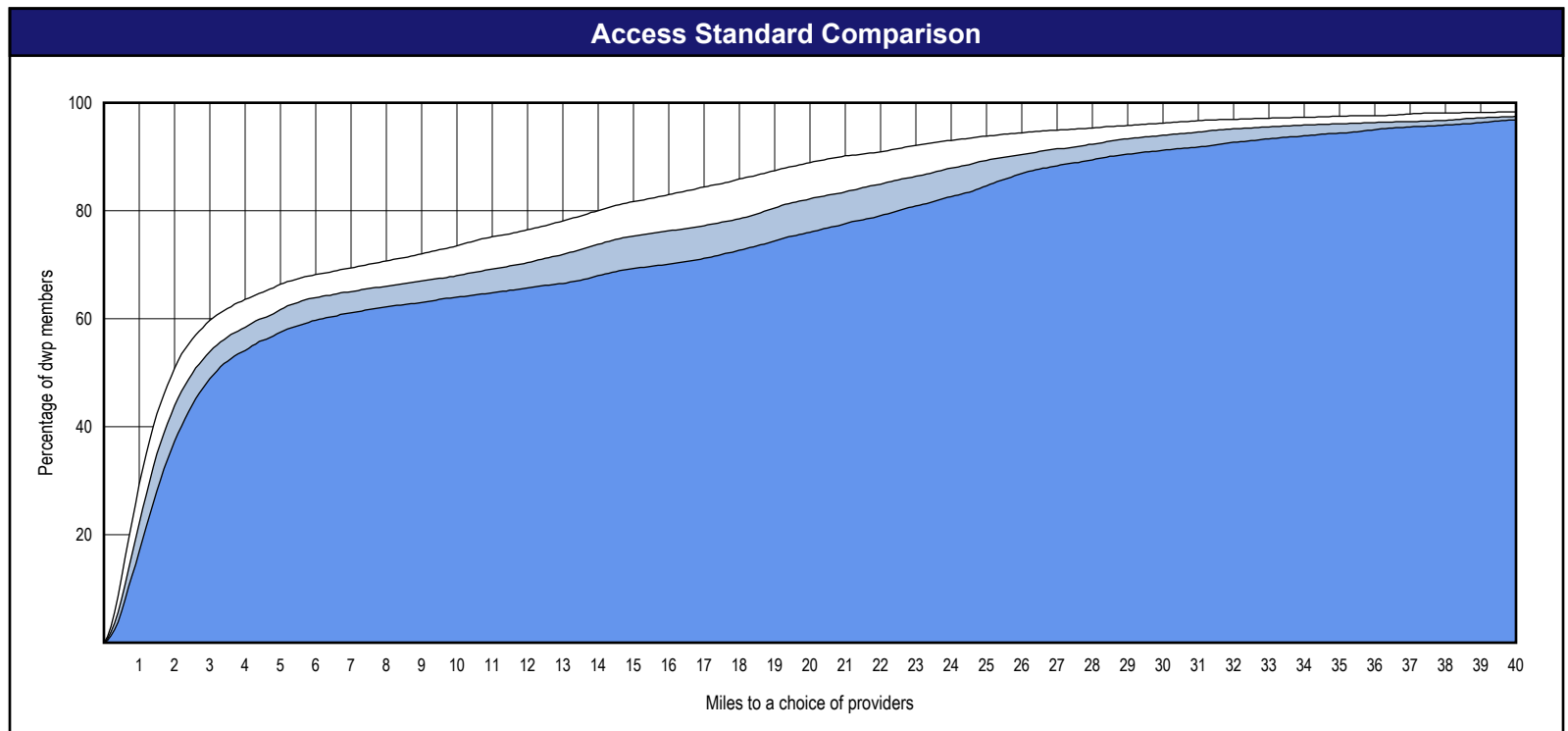
¹ The Access Standard is defined as (DWP Members (Iowa)) dwp members accessing:

1 (Primary Care Dentist (Iowa)) provider in 30 miles and 30 minutes



Distances/Times

	Average
Distance/Time to 1st closest provider	7.1 miles 7.8 mins
Distance/Time to 2nd closest provider	9.0 miles 10.0 mins
Distance/Time to 3rd closest provider	10.7 miles 11.9 mins



Access Overview - Orthodontists (30 miles/30 minutes)

February 18, 2022

Access Analysis
Orthodontists (30 miles/30 minutes)

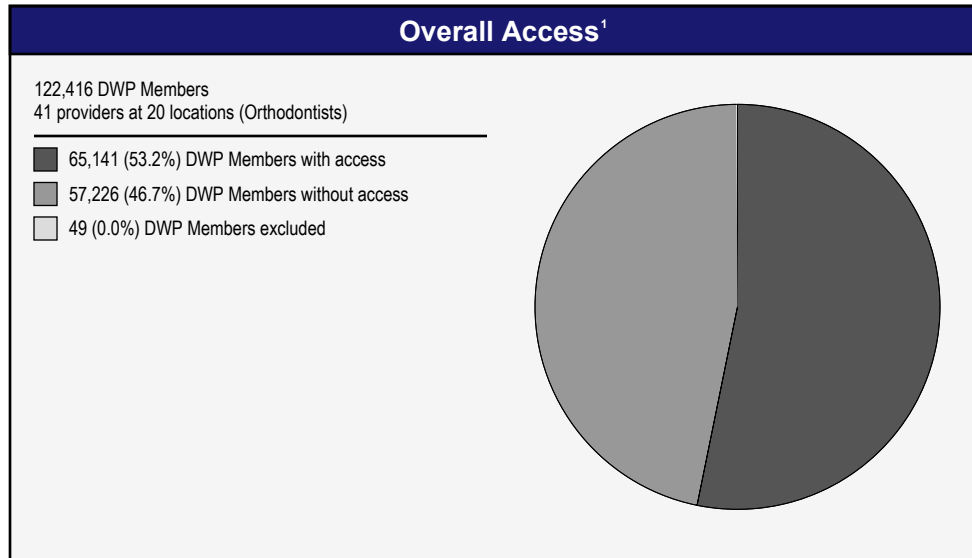
DWP Member / Provider Groups
DWP Members (Iowa)
Orthodontists (Iowa)

Comparison Graph
Percent of dwp members with access to a choice of providers over miles

- 1st closest
- 2nd closest
- 3rd closest

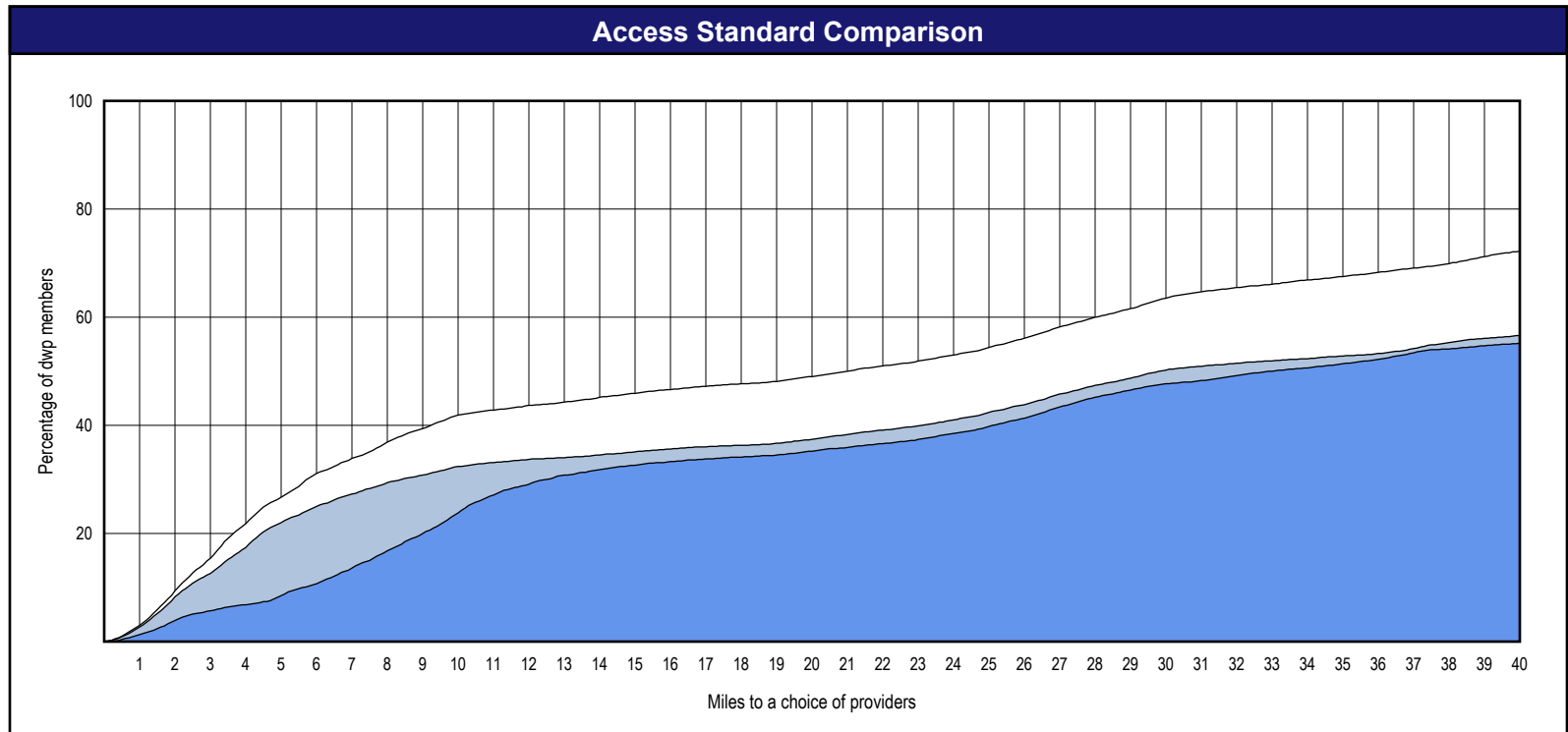
¹ The Access Standard is defined as (DWP Members (Iowa)) dwp members accessing:

1 (Orthodontists (Iowa)) provider in 30 miles and 30 minutes



Distances/Times

	Average
Distance/Time to 1st closest provider	26.3 miles 32.6 mins
Distance/Time to 2nd closest provider	36.6 miles 48.8 mins
Distance/Time to 3rd closest provider	38.6 miles 51.8 mins



Access Overview - Oral Surgeons (30 miles/30 minutes)

February 18, 2022

Access Analysis
Oral Surgeons (30 miles/30 minutes)

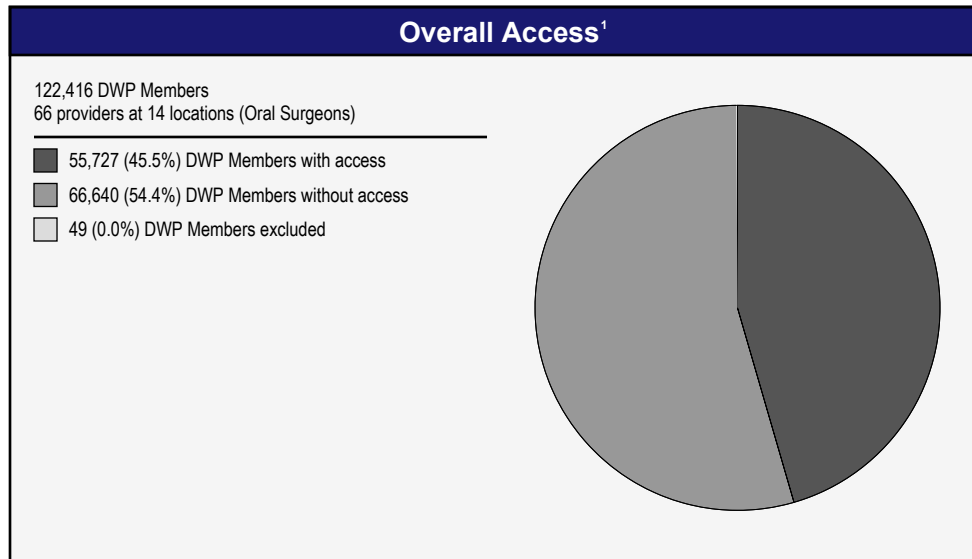
DWP Member / Provider Groups
DWP Members (Iowa)
Oral Surgeons (Iowa)

Comparison Graph
Percent of dwp members with access to a choice of providers over miles

- 1st closest
- 2nd closest
- 3rd closest

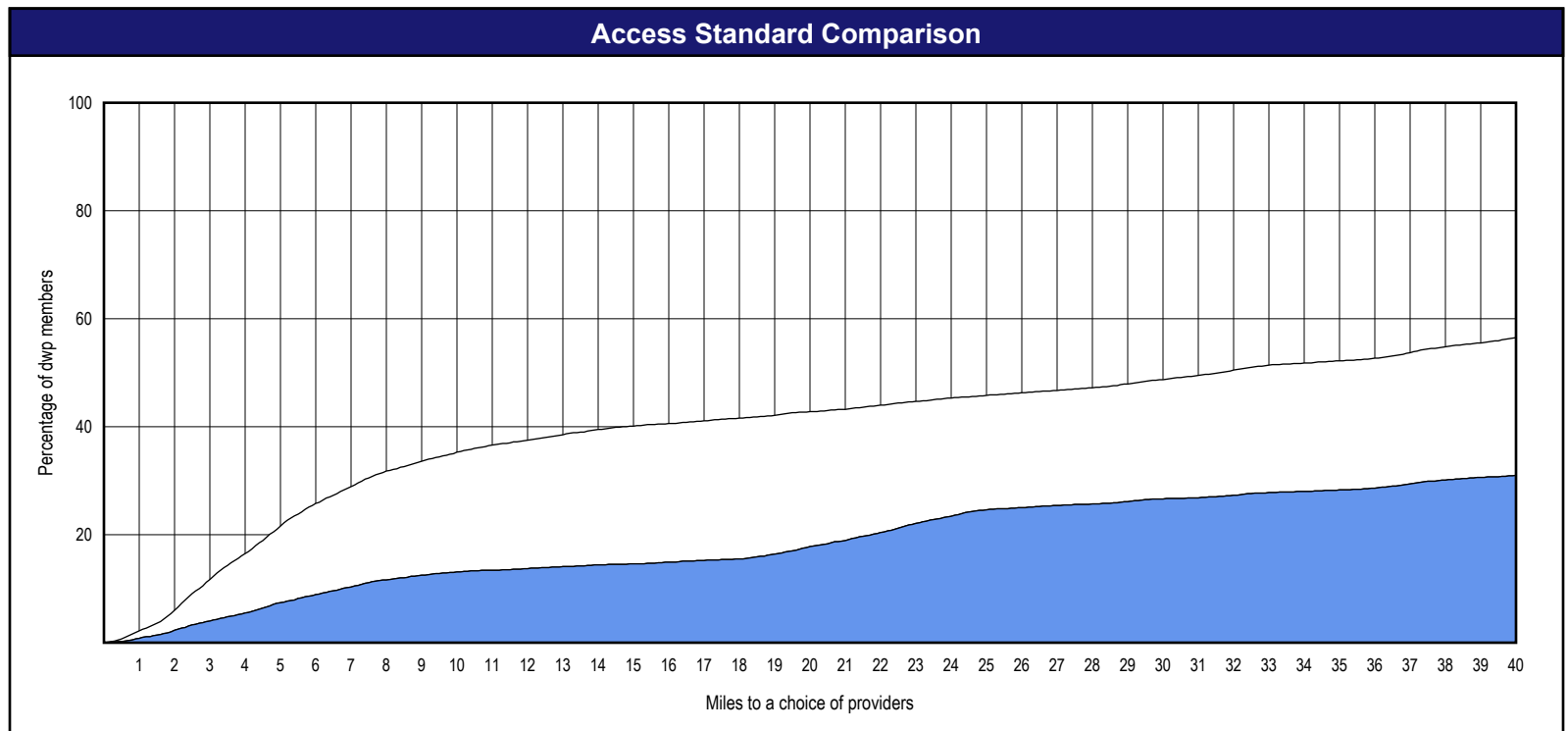
¹ The Access Standard is defined as (DWP Members (Iowa)) dwp members accessing:

1 (Oral Surgeons (Iowa)) provider in 30 miles and 30 minutes



Distances/Times

	Average
Distance/Time to 1st closest provider	34.3 miles 42.5 mins
Distance/Time to 2nd closest provider	61.9 miles 75.8 mins
Distance/Time to 3rd closest provider	62.2 miles 77.7 mins



Access Overview - Periodontists (30 miles/30 minutes)

February 18, 2022

Access Analysis
Periodontists (30 miles/30 minutes)

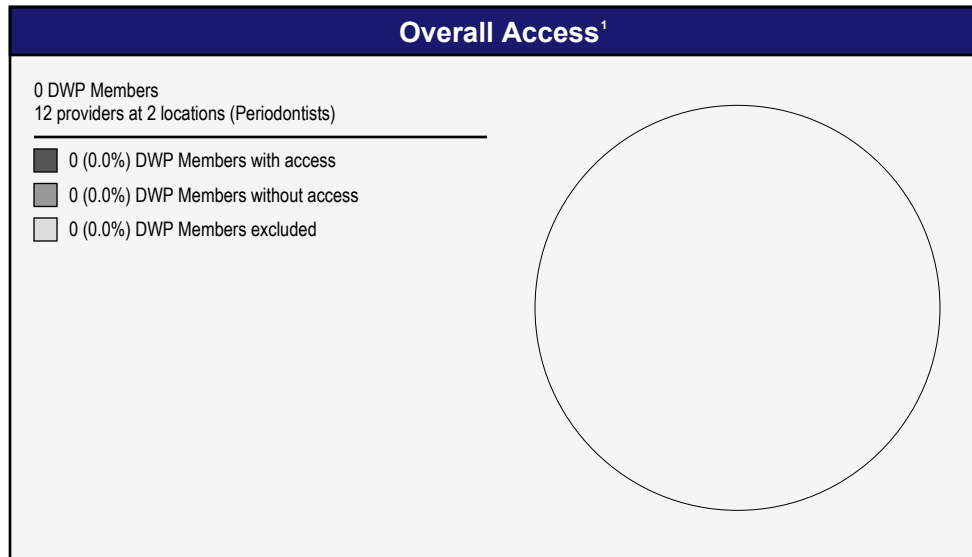
DWP Member / Provider Groups
DWP Members (Iowa)
Periodontists (Iowa)

Comparison Graph
Percent of dwp members with access to a choice of providers over miles

- 1st closest
- 2nd closest
- 3rd closest

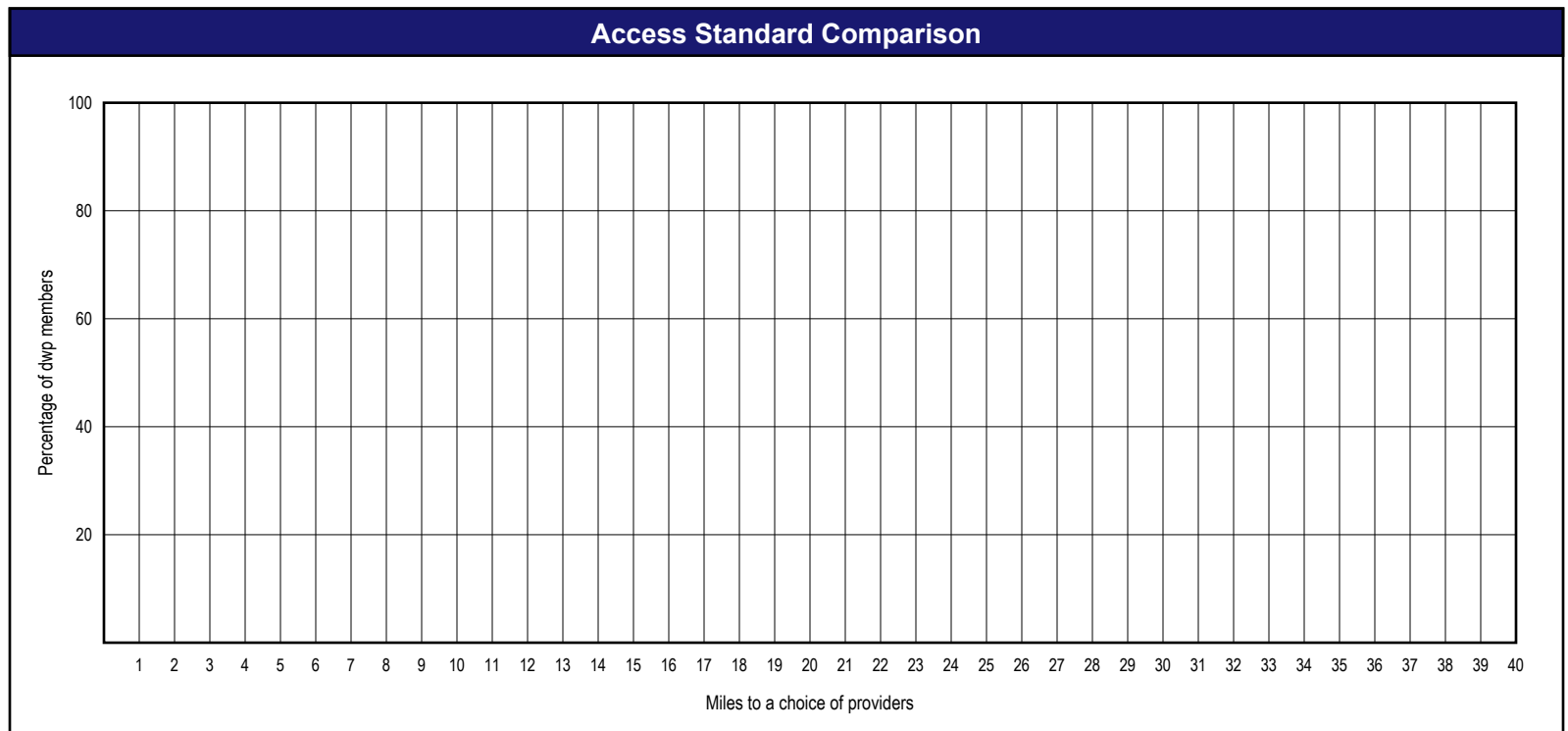
¹ The Access Standard is defined as (DWP Members (Iowa)) dwp members accessing:

1 (Periodontists (Iowa)) provider in 30 miles and 30 minutes



Distances/Times

	Average
To 1st closest provider	---
To 2nd closest provider	---
To 3rd closest provider	---



Access Overview - Endodontists (30 miles/30 minutes)

February 18, 2022

Access Analysis
Endodontists (30 miles/30 minutes)


DWP Member / Provider Groups
DWP Members (Iowa)
Endodontists (Iowa)

Comparison Graph
Percent of dwp members with access to a choice of providers over miles

- 1st closest
- 2nd closest
- 3rd closest

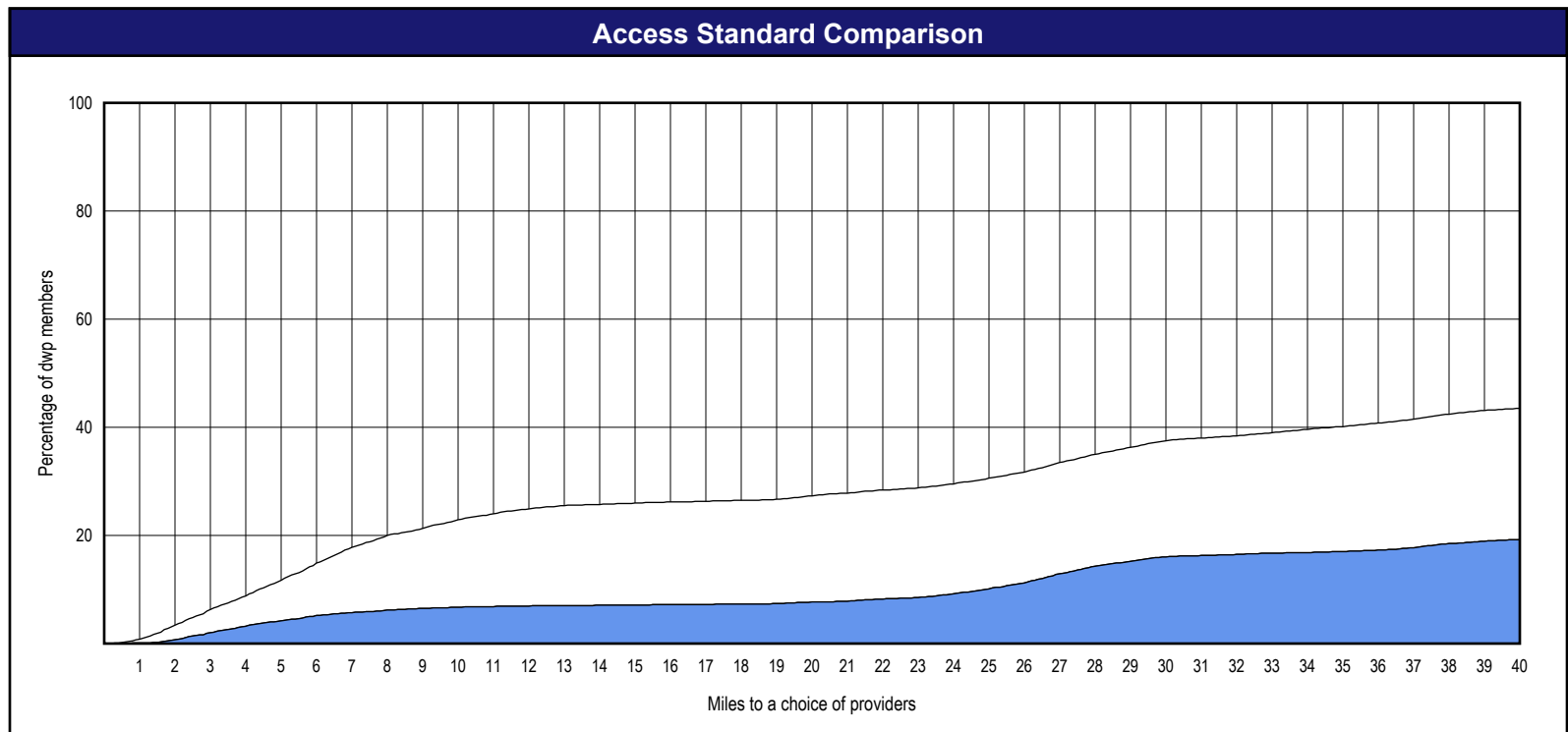
¹ The Access Standard is defined as (DWP Members (Iowa)) dwp members accessing:

1 (Endodontists (Iowa)) provider in 30 miles and 30 minutes



Distances/Times

	Average
Distance/Time to 1st closest provider	50.3 miles 73.3 mins
Distance/Time to 2nd closest provider	79.3 miles 119.9 mins
Distance/Time to 3rd closest provider	79.3 miles 119.9 mins



Access Overview - Prosthodontists (30 miles/30 minutes)

February 18, 2022

Access Analysis
Prosthodontists (30 miles/30 minutes)


DWP Member / Provider Groups
DWP Members (Iowa)
Prosthodontists (Iowa)

Comparison Graph
Percent of dwp members with access to a choice of providers over miles

- 1st closest
- 2nd closest
- 3rd closest

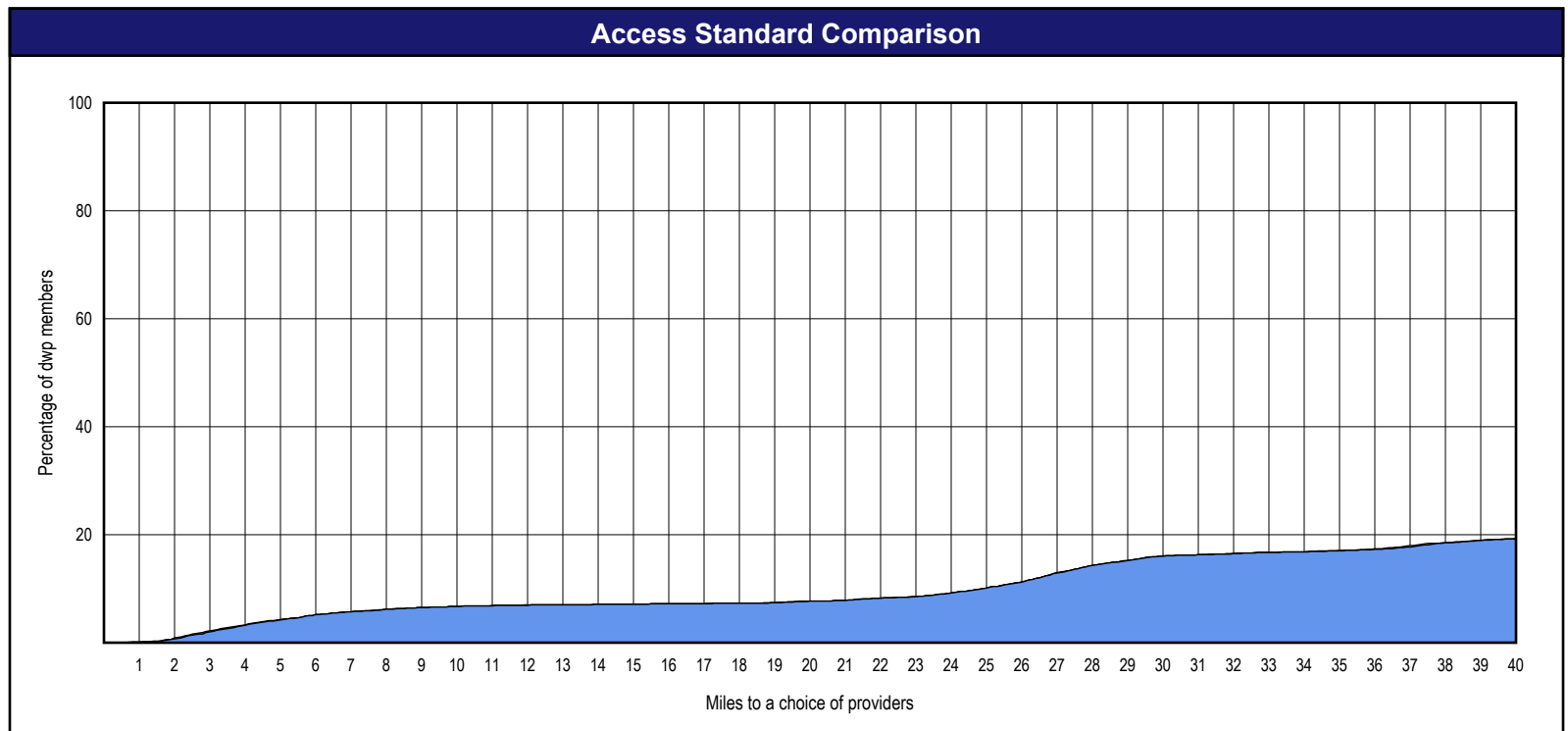
¹ The Access Standard is defined as (DWP Members (Iowa)) dwp members accessing:

1 (Prosthodontists (Iowa)) provider in 30 miles and 30 minutes



Distances/Times

	Average
Distance/Time to 1st closest provider	79.3 miles 119.8 mins
Distance/Time to 2nd closest provider	79.3 miles 119.9 mins
Distance/Time to 3rd closest provider	79.3 miles 119.9 mins



Access Overview - All Dentists (60 miles/60 minutes)

February 18, 2022

Access Analysis

All Dentists (60 miles/60 minutes)

DWP Member / Provider Groups

DWP Members (Iowa)

All Dentists (Iowa)


Comparison Graph

Percent of dwp members with access to a choice of providers over miles

- 1st closest
- 2nd closest
- 3rd closest

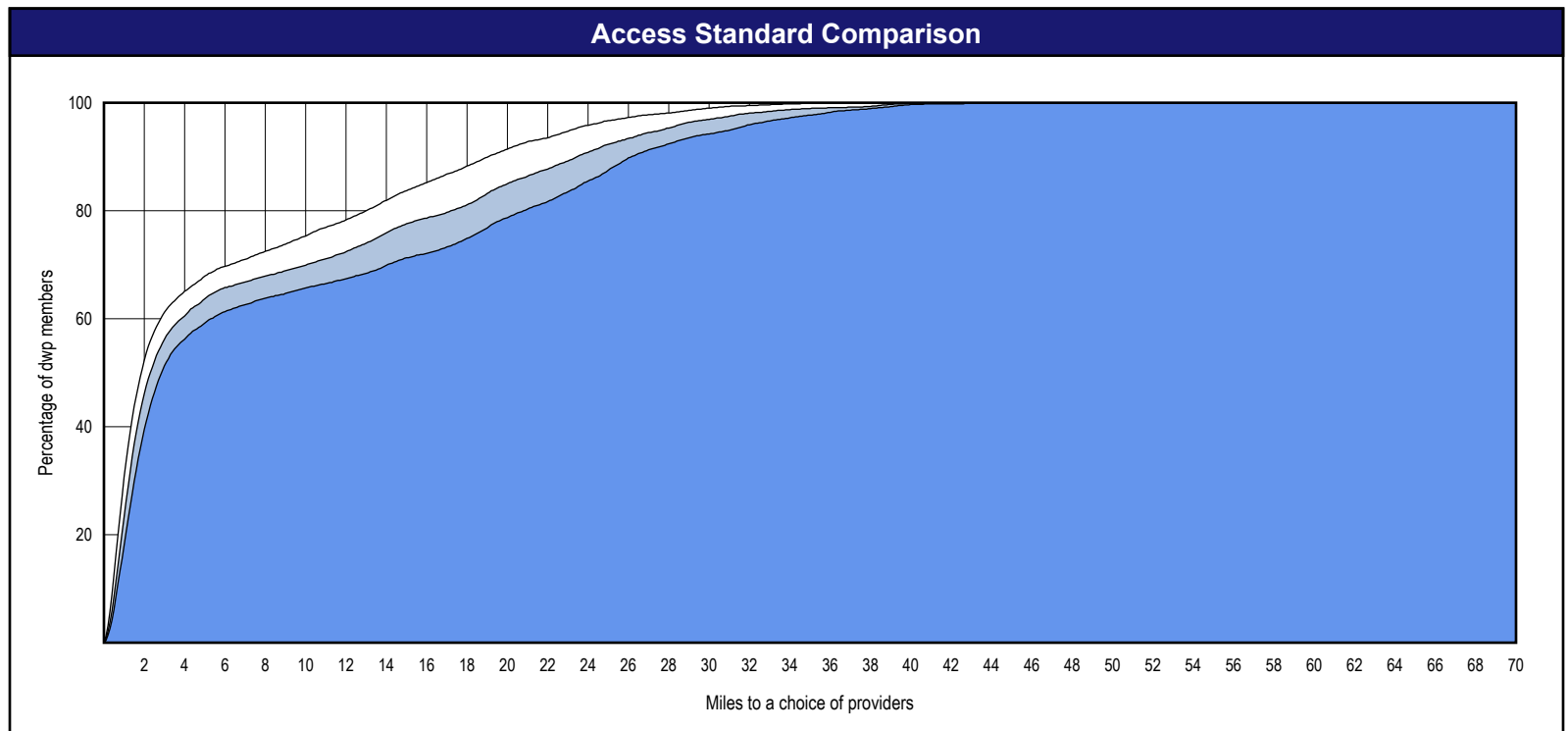
¹ The Access Standard is defined as (DWP Members (Iowa)) dwp members accessing:

1 (All Dentists (Iowa)) provider in 60 miles and 60 minutes



Distances/Times

	Average
Distance/Time to 1st closest provider	6.1 miles 6.8 mins
Distance/Time to 2nd closest provider	7.8 miles 8.7 mins
Distance/Time to 3rd closest provider	9.4 miles 10.5 mins



Access Overview - Primary Care Dentist (60 miles/60 minutes)

February 18, 2022

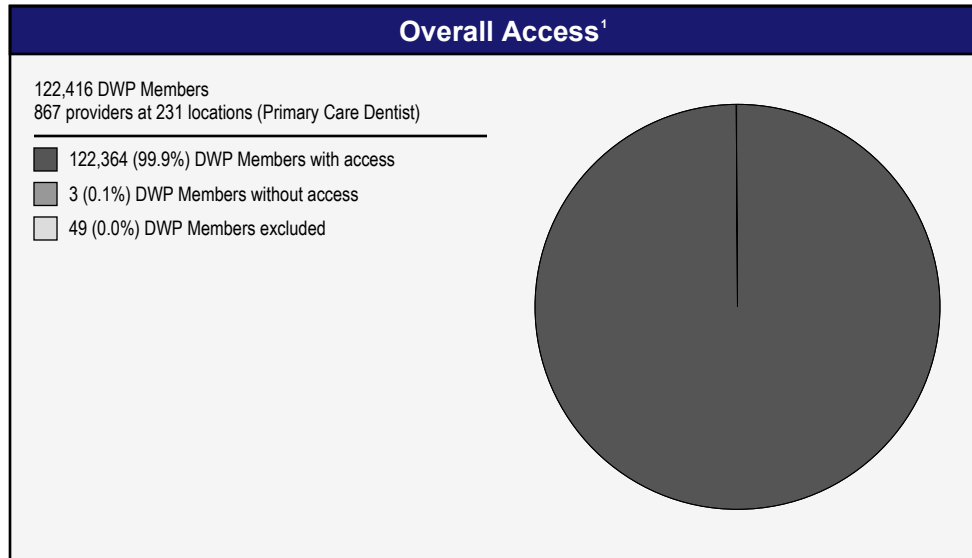
Access Analysis
 Primary Care Dentist (60 miles/60 minutes)

DWP Member / Provider Groups
 DWP Members (Iowa)
 Primary Care Dentist (Iowa)

Comparison Graph
 Percent of dwp members with access to a choice of providers over miles

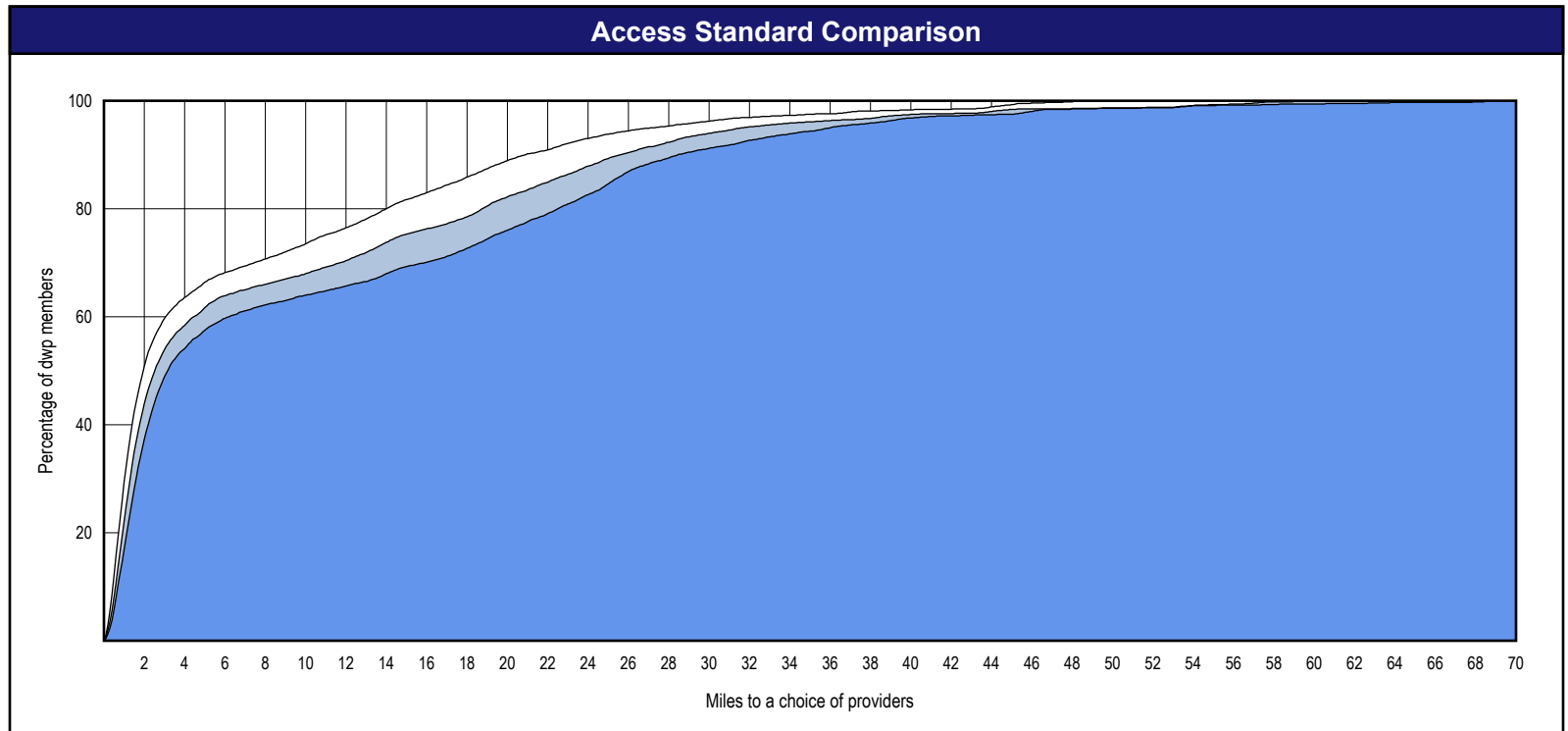
- 1st closest
- 2nd closest
- 3rd closest

¹ The Access Standard is defined as (DWP Members (Iowa)) dwp members accessing:
 1 (Primary Care Dentist (Iowa)) provider in 60 miles and 60 minutes



Distances/Times

	Average
Distance/Time to 1st closest provider	7.1 miles 7.8 mins
Distance/Time to 2nd closest provider	9.0 miles 10.0 mins
Distance/Time to 3rd closest provider	10.7 miles 11.9 mins



Access Overview - Orthodontists (60 miles/60 minutes)

February 18, 2022

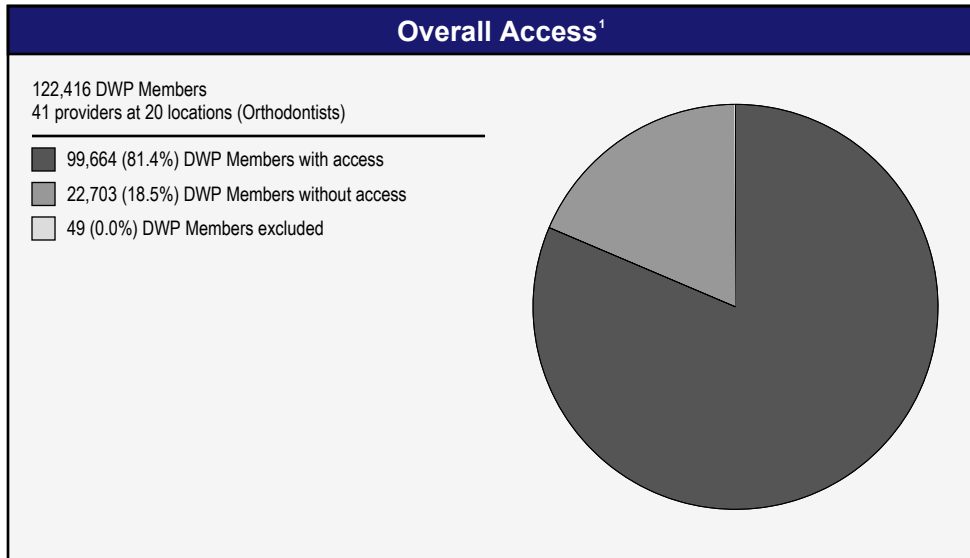
Access Analysis
Orthodontists (60 miles/60 minutes)

DWP Member / Provider Groups
DWP Members (Iowa)
Orthodontists (Iowa)

Comparison Graph
Percent of dwp members with access to a choice of providers over miles

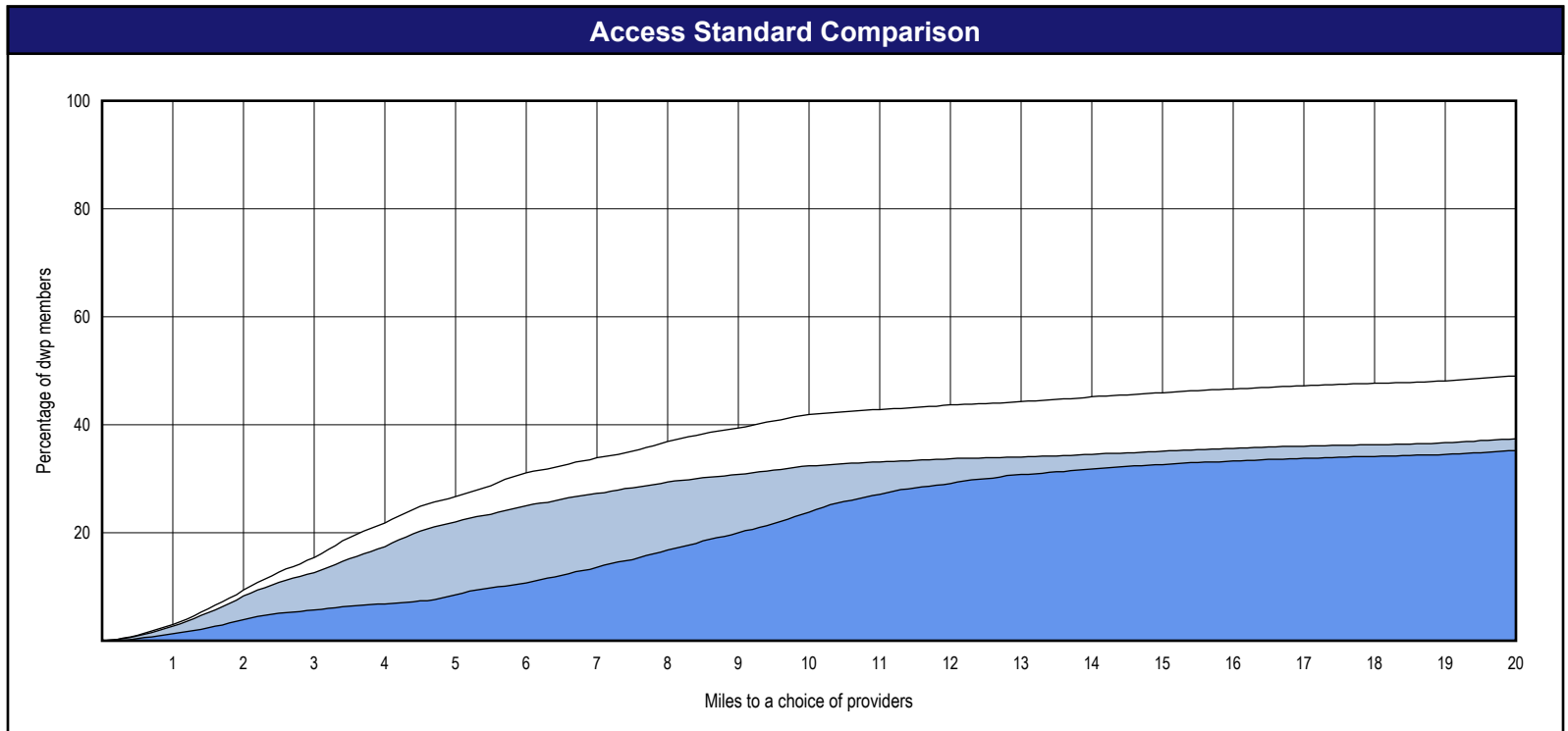
- 1st closest
- 2nd closest
- 3rd closest

¹ The Access Standard is defined as (DWP Members (Iowa)) dwp members accessing:
1 (Orthodontists (Iowa)) provider in 60 miles and 60 minutes



Distances/Times

	Average
Distance/Time to 1st closest provider	26.3 miles 32.6 mins
Distance/Time to 2nd closest provider	36.6 miles 48.8 mins
Distance/Time to 3rd closest provider	38.6 miles 51.8 mins



Access Overview - Oral Surgeons (60 miles/60 minutes)

February 18, 2022

Access Analysis
Oral Surgeons (60 miles/60 minutes)


DWP Member / Provider Groups
DWP Members (Iowa)
Oral Surgeons (Iowa)

Comparison Graph
Percent of dwp members with access to a choice of providers over miles

- 1st closest
- 2nd closest
- 3rd closest

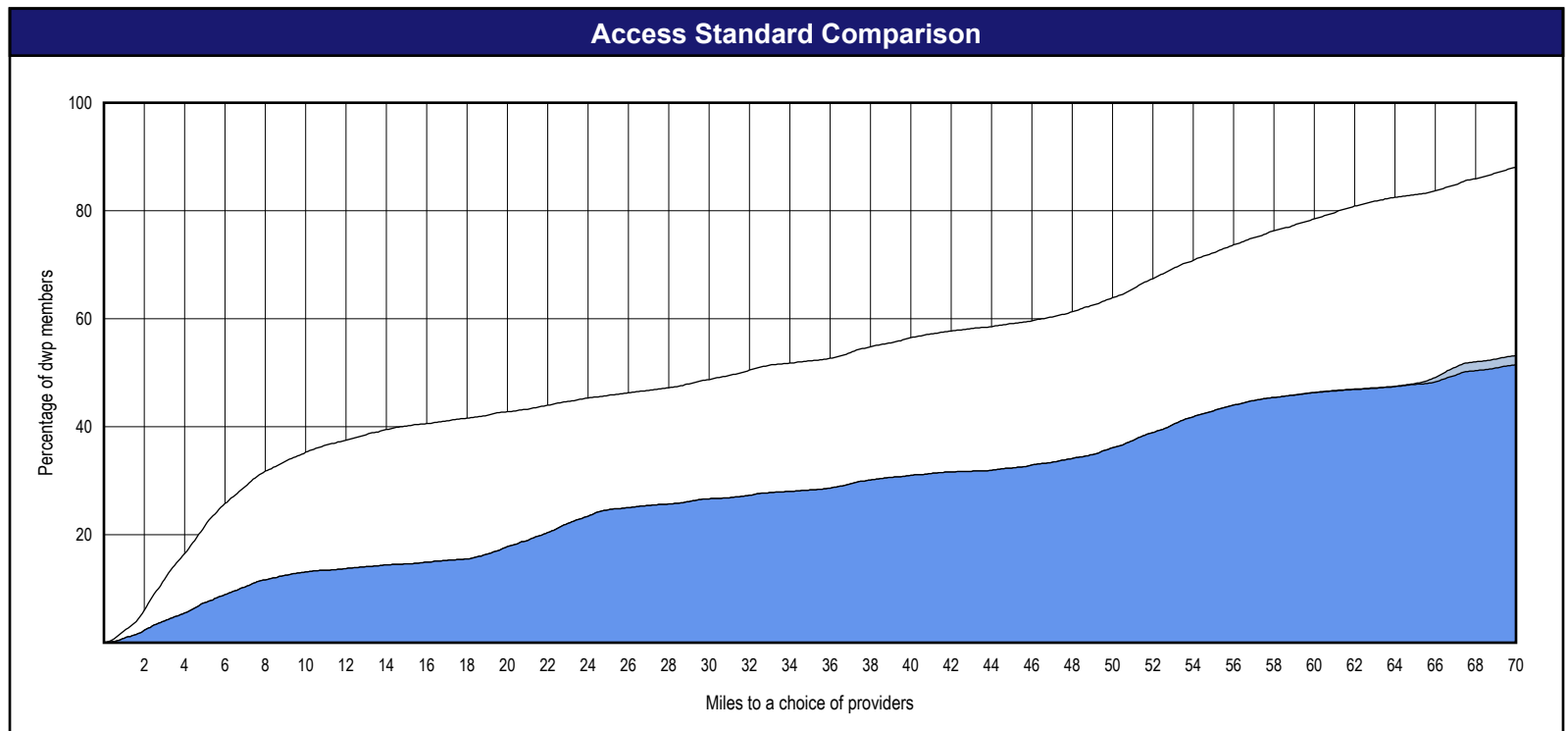
¹ The Access Standard is defined as (DWP Members (Iowa)) dwp members accessing:

1 (Oral Surgeons (Iowa)) provider in 60 miles and 60 minutes



Distances/Times

	Average
Distance/Time to 1st closest provider	34.3 miles 42.5 mins
Distance/Time to 2nd closest provider	61.9 miles 75.8 mins
Distance/Time to 3rd closest provider	62.2 miles 77.7 mins



Access Overview - Endodontists (60 miles/60 minutes)

February 18, 2022

Access Analysis
Endodontists (60 miles/60 minutes)


DWP Member / Provider Groups
DWP Members (Iowa)
Endodontists (Iowa)

Comparison Graph
Percent of dwp members with access to a choice of providers over miles

- 1st closest
- 2nd closest
- 3rd closest

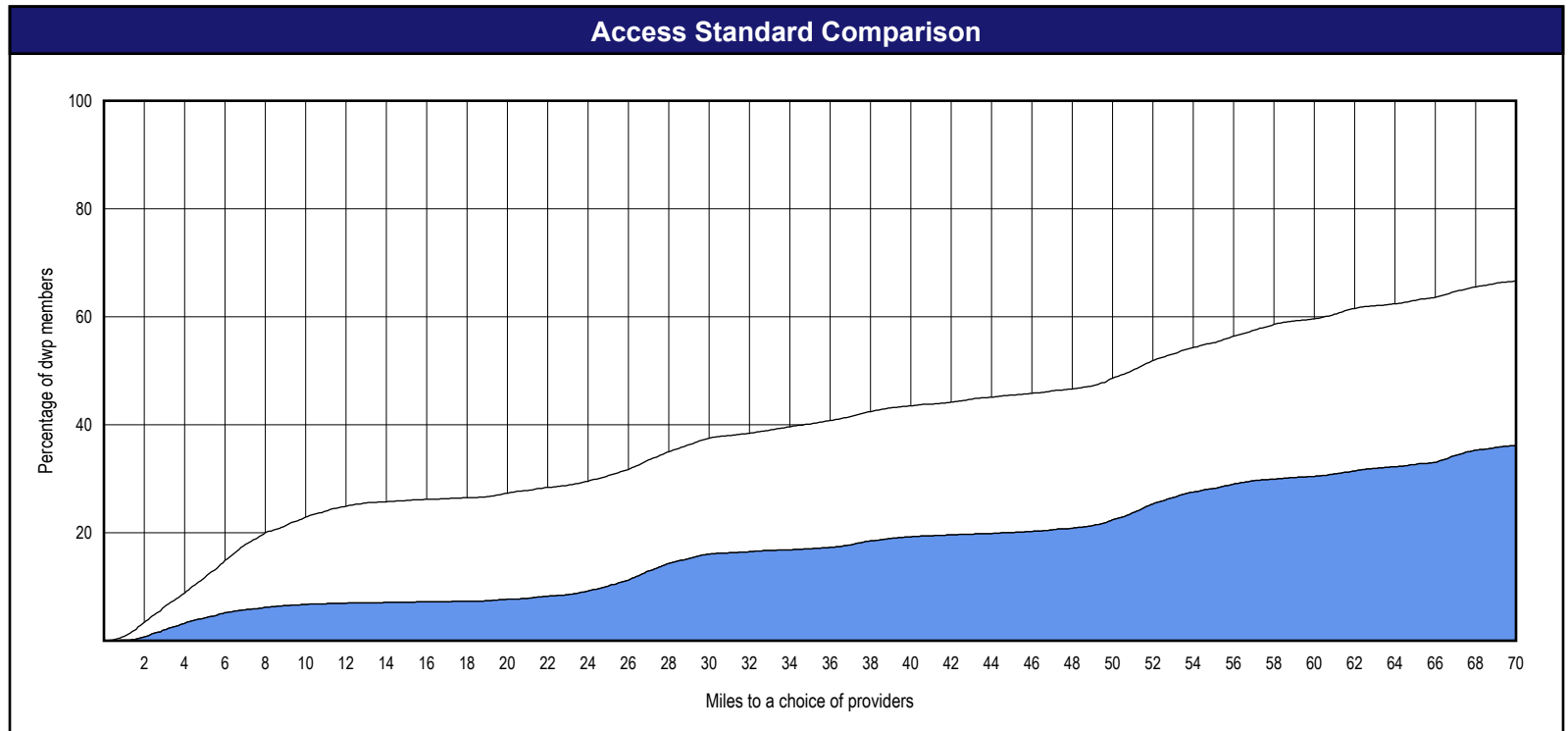
¹ The Access Standard is defined as (DWP Members (Iowa)) dwp members accessing:

1 (Endodontists (Iowa)) provider in 60 miles and 60 minutes



Distances/Times

	Average
Distance/Time to 1st closest provider	50.3 miles 73.3 mins
Distance/Time to 2nd closest provider	79.3 miles 119.9 mins
Distance/Time to 3rd closest provider	79.3 miles 119.9 mins



Access Overview - Prosthodontists (60 miles/60 minutes)

February 18, 2022

Access Analysis
Prosthodontists (60 miles/60 minutes)


DWP Member / Provider Groups
DWP Members (Iowa)
Prosthodontists (Iowa)

Comparison Graph
Percent of dwp members with access to a choice of providers over miles

- 1st closest
- 2nd closest
- 3rd closest

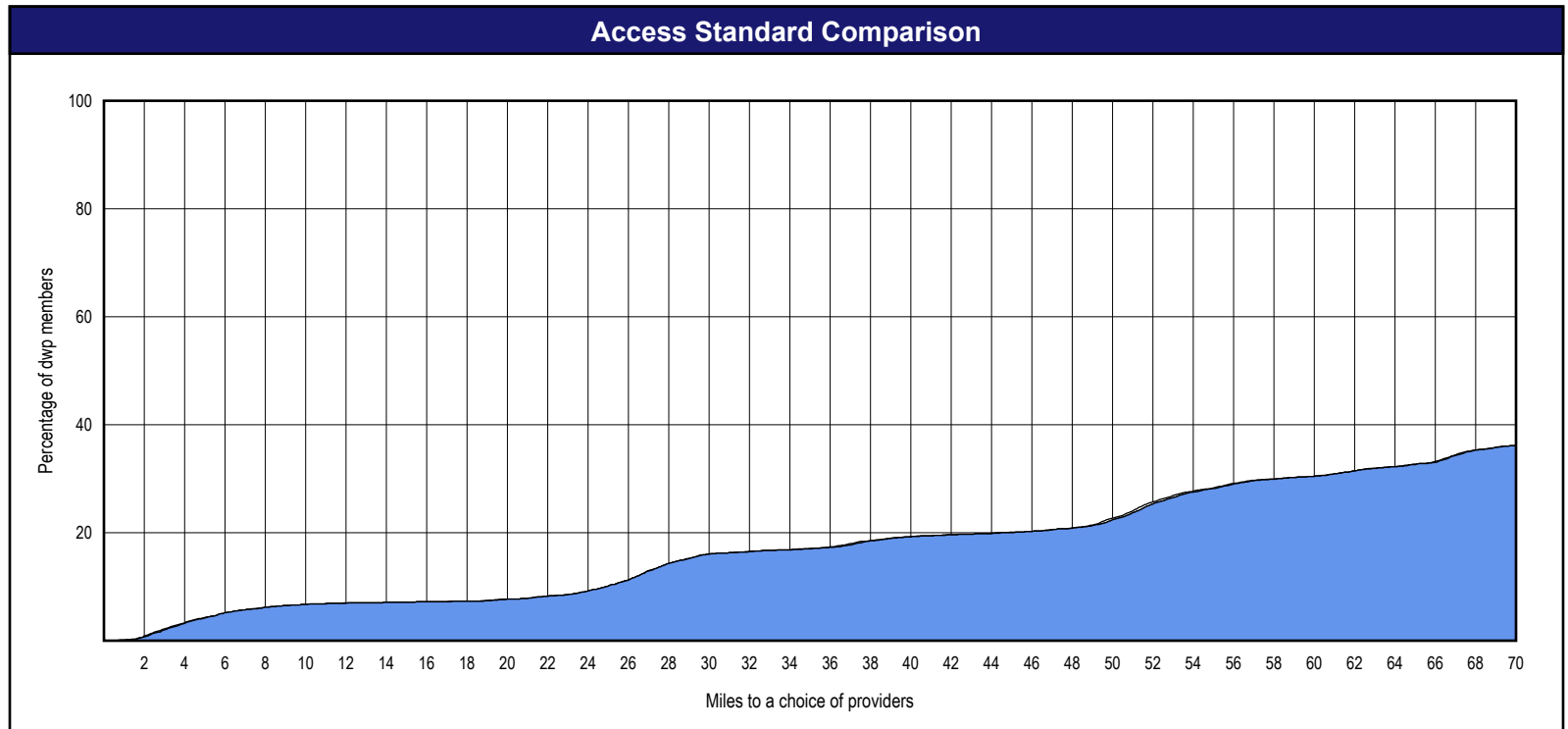
¹ The Access Standard is defined as (DWP Members (Iowa)) dwp members accessing:

1 (Prosthodontists (Iowa)) provider in 60 miles and 60 minutes



Distances/Times

	Average
Distance/Time to 1st closest provider	79.3 miles 119.8 mins
Distance/Time to 2nd closest provider	79.3 miles 119.9 mins
Distance/Time to 3rd closest provider	79.3 miles 119.9 mins



Access Overview - Periodontists (60 miles/60 minutes)

February 18, 2022

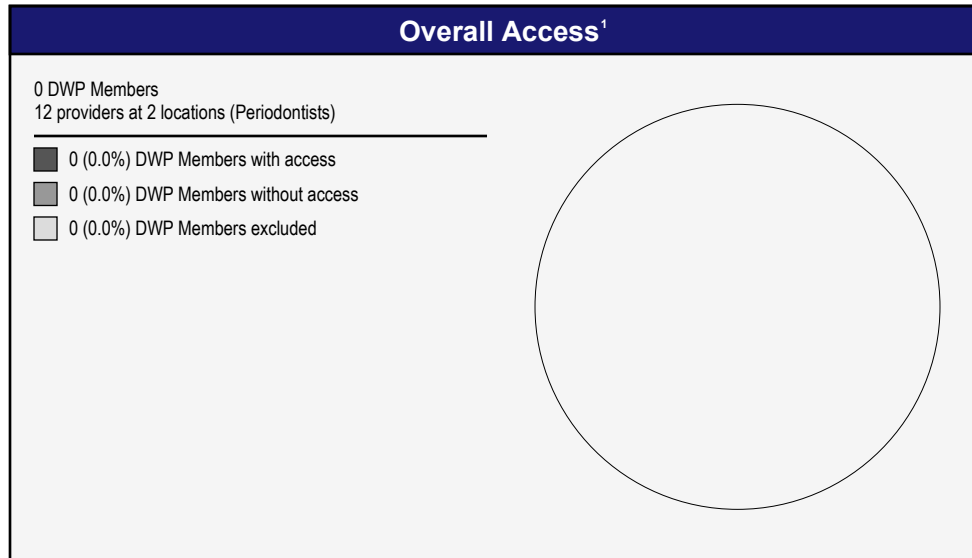
Access Analysis
Periodontists (60 miles/60 minutes)

DWP Member / Provider Groups
DWP Members (Iowa)
Periodontists (Iowa)

Comparison Graph
Percent of dwp members with access to a choice of providers over miles

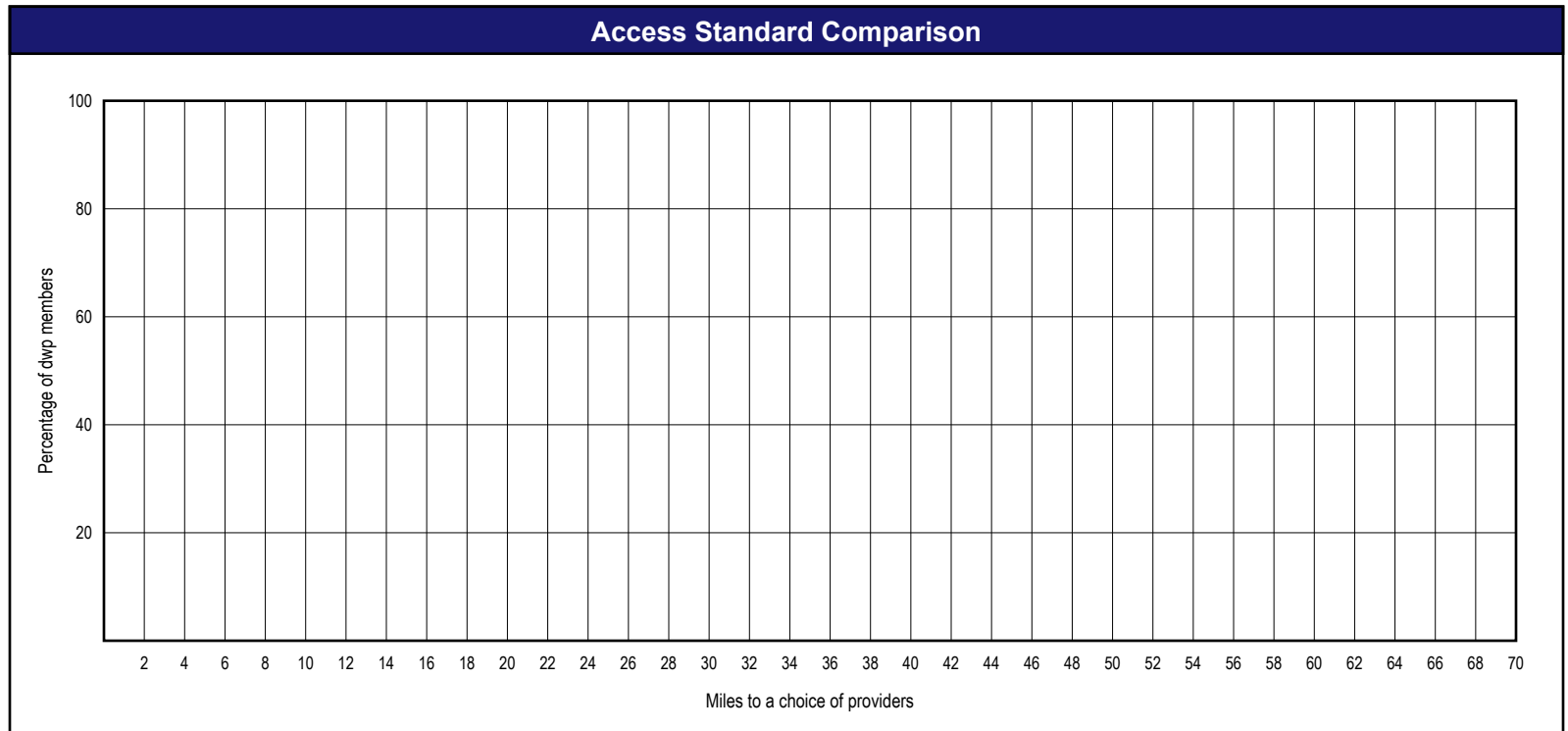
- 1st closest
- 2nd closest
- 3rd closest

¹ The Access Standard is defined as (DWP Members (Iowa)) dwp members accessing:
1 (Periodontists (Iowa)) provider in 60 miles and 60 minutes



Distances/Times

	Average
To 1st closest provider	---
To 2nd closest provider	---
To 3rd closest provider	---




Access Overview - All Dentists (90 miles/90 minutes)

February 18, 2022

Access Analysis
 All Dentists (90 miles/90 minutes)
 DWP Member / Provider Groups
 DWP Members (Iowa)
 All Dentists (Iowa)

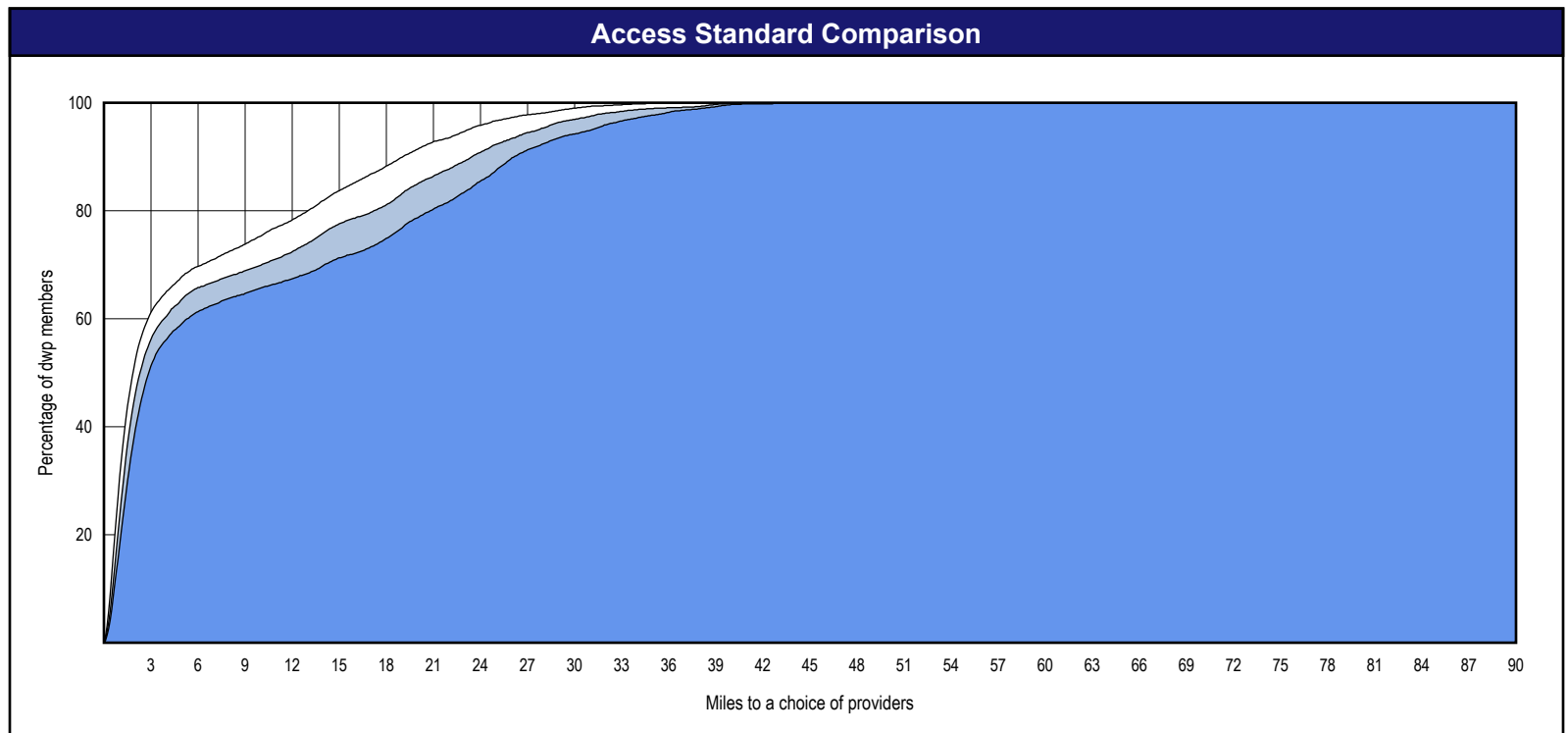
Comparison Graph
 Percent of dwp members with access to a choice of providers over miles
 1st closest
 2nd closest
 3rd closest

¹ The Access Standard is defined as (DWP Members (Iowa)) dwp members accessing:
 1 (All Dentists (Iowa)) provider in 90 miles and 90 minutes



Distances/Times

	Average
Distance/Time to 1st closest provider	6.1 miles 6.8 mins
Distance/Time to 2nd closest provider	7.8 miles 8.7 mins
Distance/Time to 3rd closest provider	9.4 miles 10.5 mins



Access Overview - Primary Care Dentist (90 miles/90 minutes)

February 18, 2022

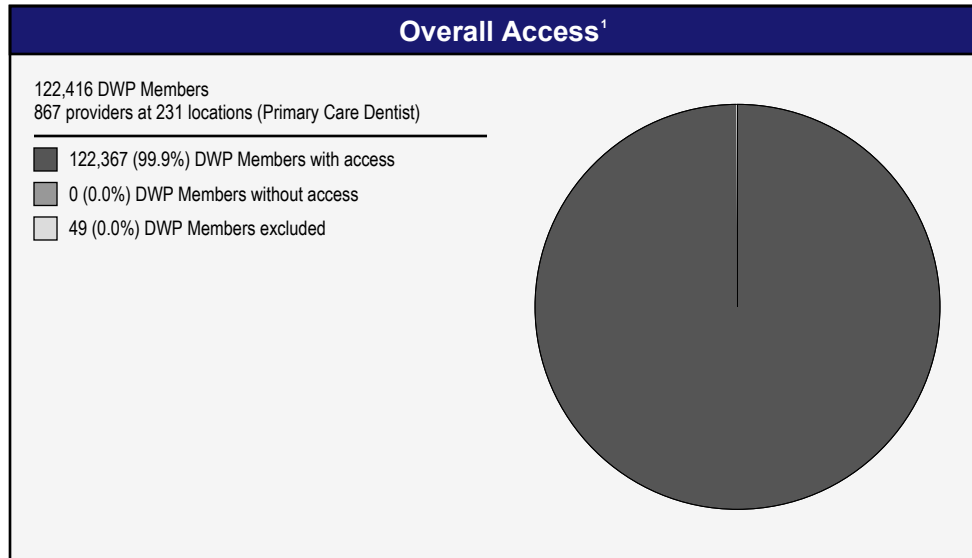
Access Analysis
Primary Care Dentist (90 miles/90 minutes)

DWP Member / Provider Groups
DWP Members (Iowa)
Primary Care Dentist (Iowa)

Comparison Graph
Percent of dwp members with access to a choice of providers over miles

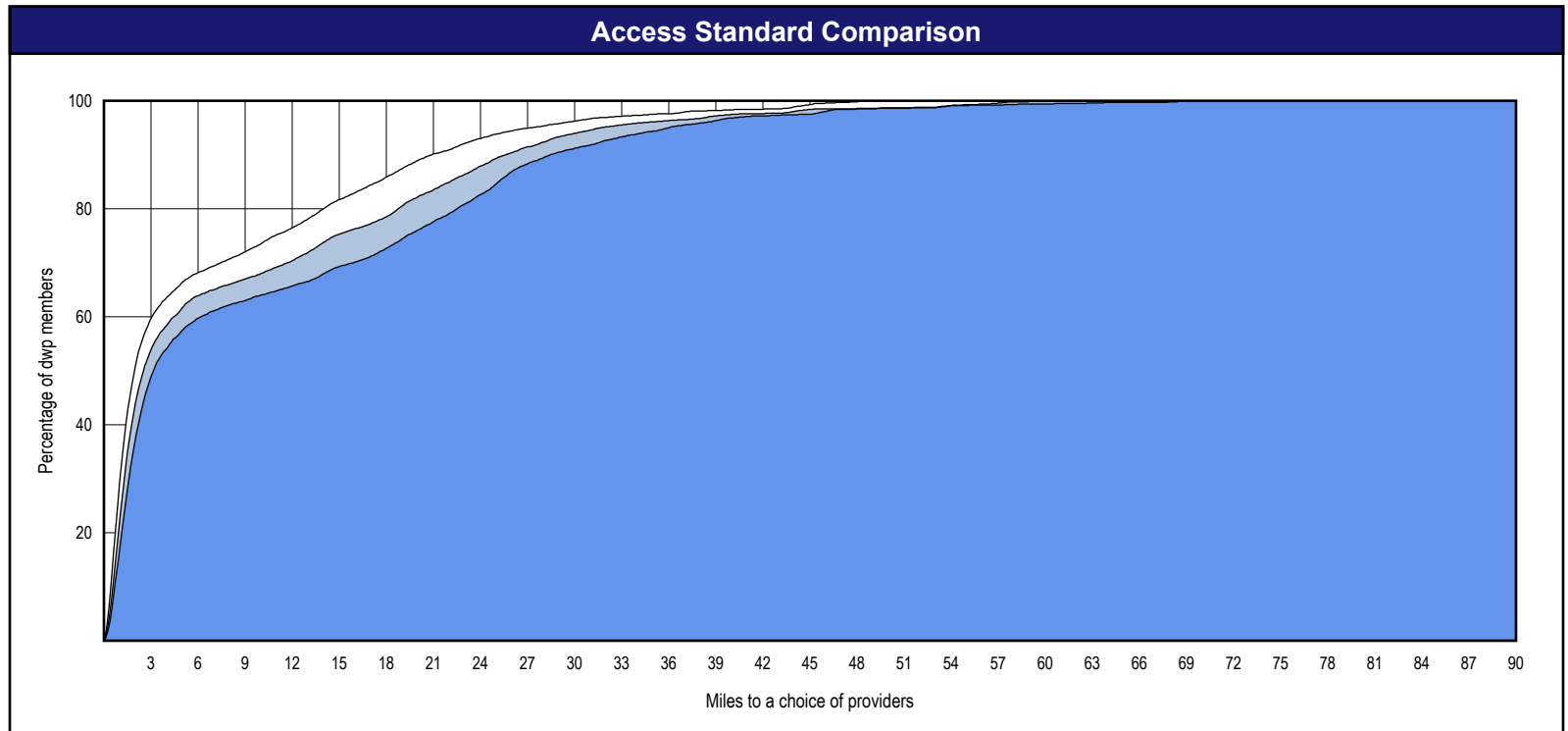
- 1st closest
- 2nd closest
- 3rd closest

¹ The Access Standard is defined as (DWP Members (Iowa)) dwp members accessing:
1 (Primary Care Dentist (Iowa)) provider in 90 miles and 90 minutes



Distances/Times

	Average
Distance/Time to 1st closest provider	7.1 miles 7.8 mins
Distance/Time to 2nd closest provider	9.0 miles 10.0 mins
Distance/Time to 3rd closest provider	10.7 miles 11.9 mins



Access Overview - Orthodontists (90 miles/90 minutes)

February 18, 2022

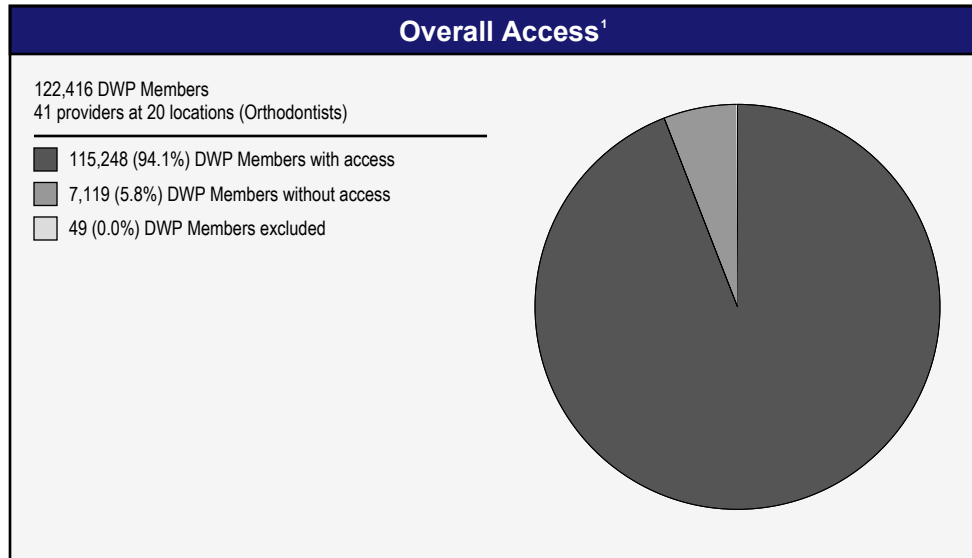
Access Analysis
Orthodontists (90 miles/90 minutes)

DWP Member / Provider Groups
DWP Members (Iowa)
Orthodontists (Iowa)

Comparison Graph
Percent of dwp members with access to a choice of providers over miles

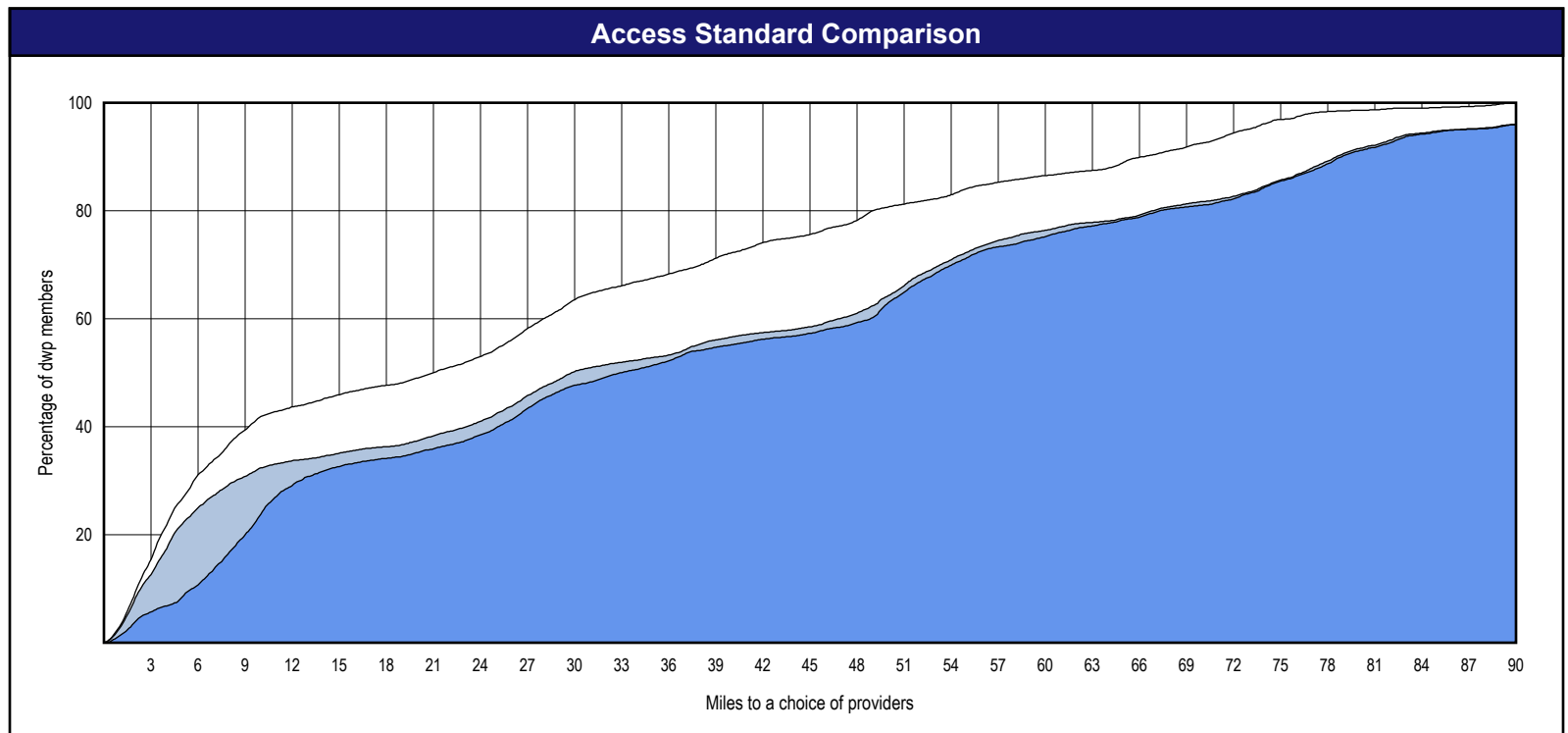
- 1st closest
- 2nd closest
- 3rd closest

¹ The Access Standard is defined as (DWP Members (Iowa)) dwp members accessing:
1 (Orthodontists (Iowa)) provider in 90 miles and 90 minutes



Distances/Times

	Average
Distance/Time to 1st closest provider	26.3 miles 32.6 mins
Distance/Time to 2nd closest provider	36.6 miles 48.8 mins
Distance/Time to 3rd closest provider	38.6 miles 51.8 mins



Access Overview - Oral Surgeons (90 miles/90 minutes)

February 18, 2022

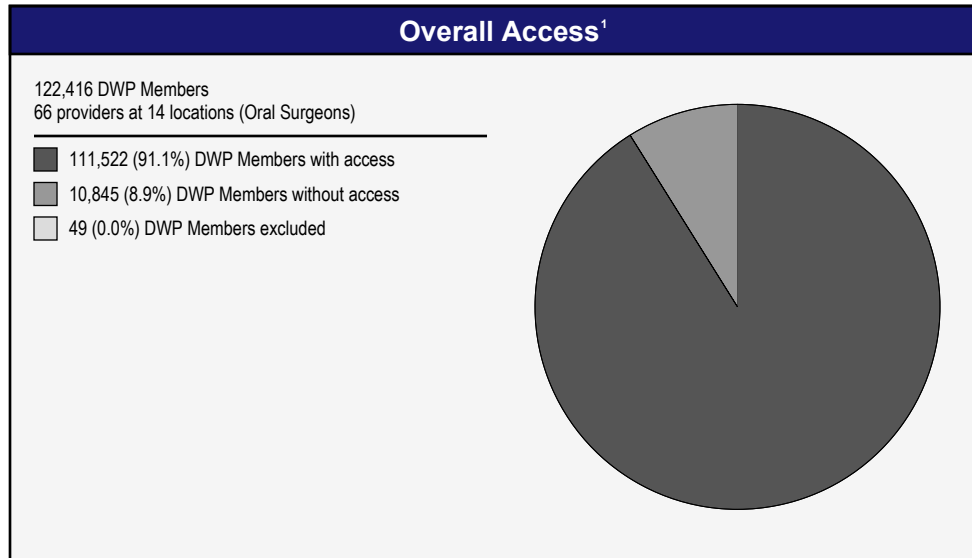
Access Analysis
Oral Surgeons (90 miles/90 minutes)

DWP Member / Provider Groups
DWP Members (Iowa)
Oral Surgeons (Iowa)

Comparison Graph
Percent of dwp members with access to a choice of providers over miles

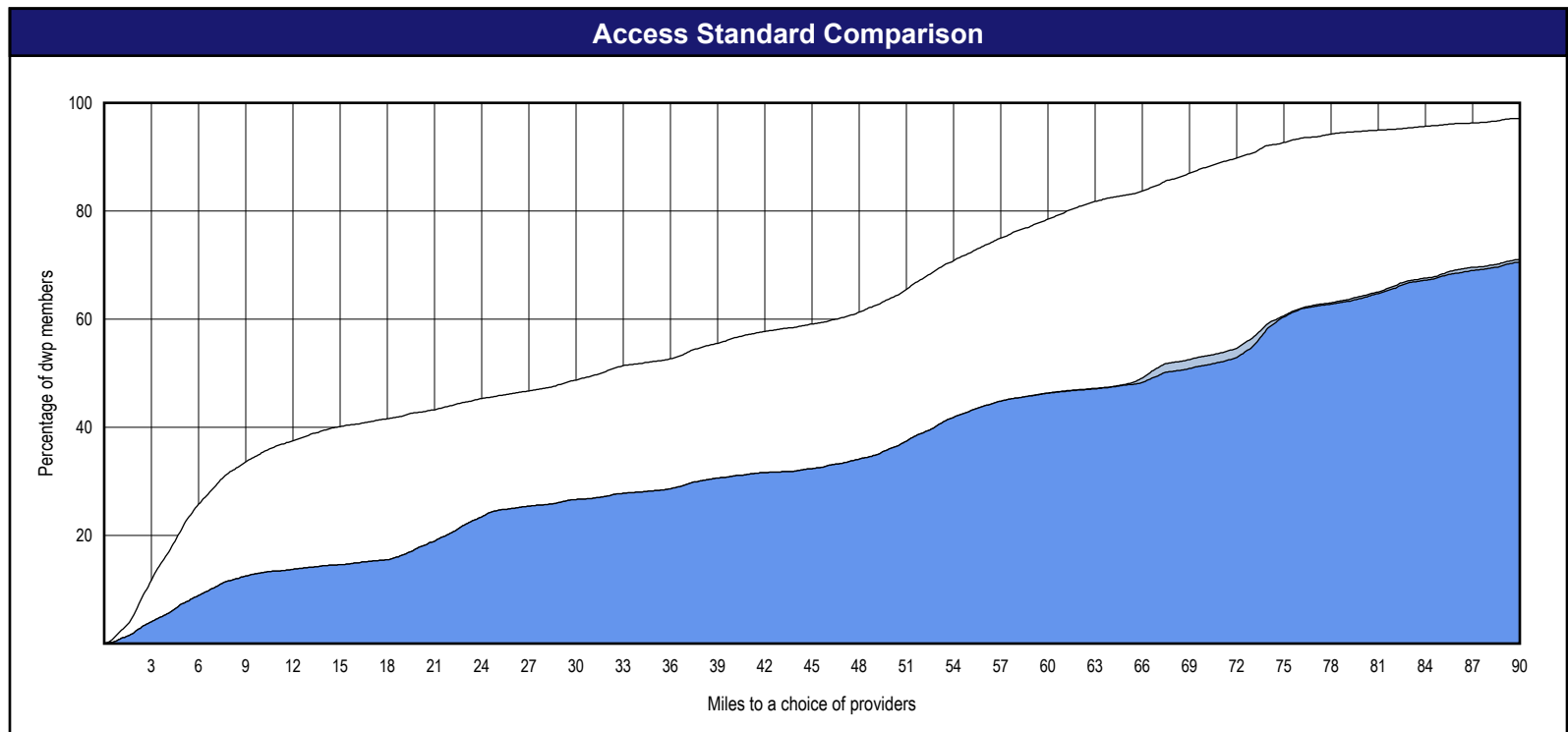
- 1st closest
- 2nd closest
- 3rd closest

¹ The Access Standard is defined as (DWP Members (Iowa)) dwp members accessing:
1 (Oral Surgeons (Iowa)) provider in 90 miles and 90 minutes



Distances/Times

	Average
Distance/Time to 1st closest provider	34.3 miles 42.5 mins
Distance/Time to 2nd closest provider	61.9 miles 75.8 mins
Distance/Time to 3rd closest provider	62.2 miles 77.7 mins



Access Overview - Endodontists (90 miles/90 minutes)

February 18, 2022

Access Analysis
Endodontists (90 miles/90 minutes)


DWP Member / Provider Groups
DWP Members (Iowa)
Endodontists (Iowa)

Comparison Graph
Percent of dwp members with access to a choice of providers over miles

- 1st closest
- 2nd closest
- 3rd closest

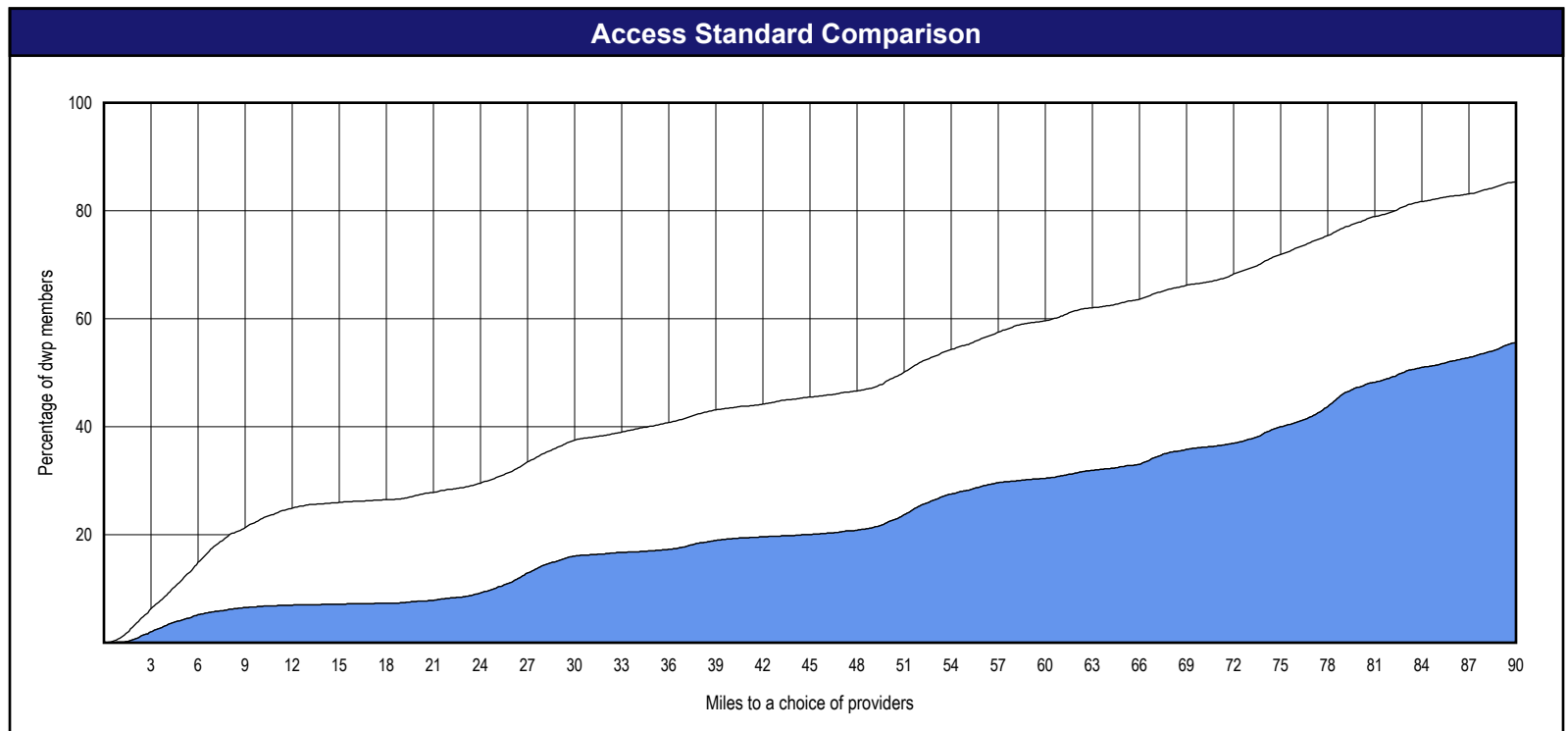
¹ The Access Standard is defined as (DWP Members (Iowa)) dwp members accessing:

1 (Endodontists (Iowa)) provider in 90 miles and 90 minutes



Distances/Times

	Average
Distance/Time to 1st closest provider	50.3 miles 73.3 mins
Distance/Time to 2nd closest provider	79.3 miles 119.9 mins
Distance/Time to 3rd closest provider	79.3 miles 119.9 mins



Access Overview - Prosthodontists (90 miles/90 minutes)

February 18, 2022

Access Analysis
Prosthodontists (90 miles/90 minutes)


DWP Member / Provider Groups
DWP Members (Iowa)
Prosthodontists (Iowa)

Comparison Graph
Percent of dwp members with access to a choice of providers over miles

- 1st closest
- 2nd closest
- 3rd closest

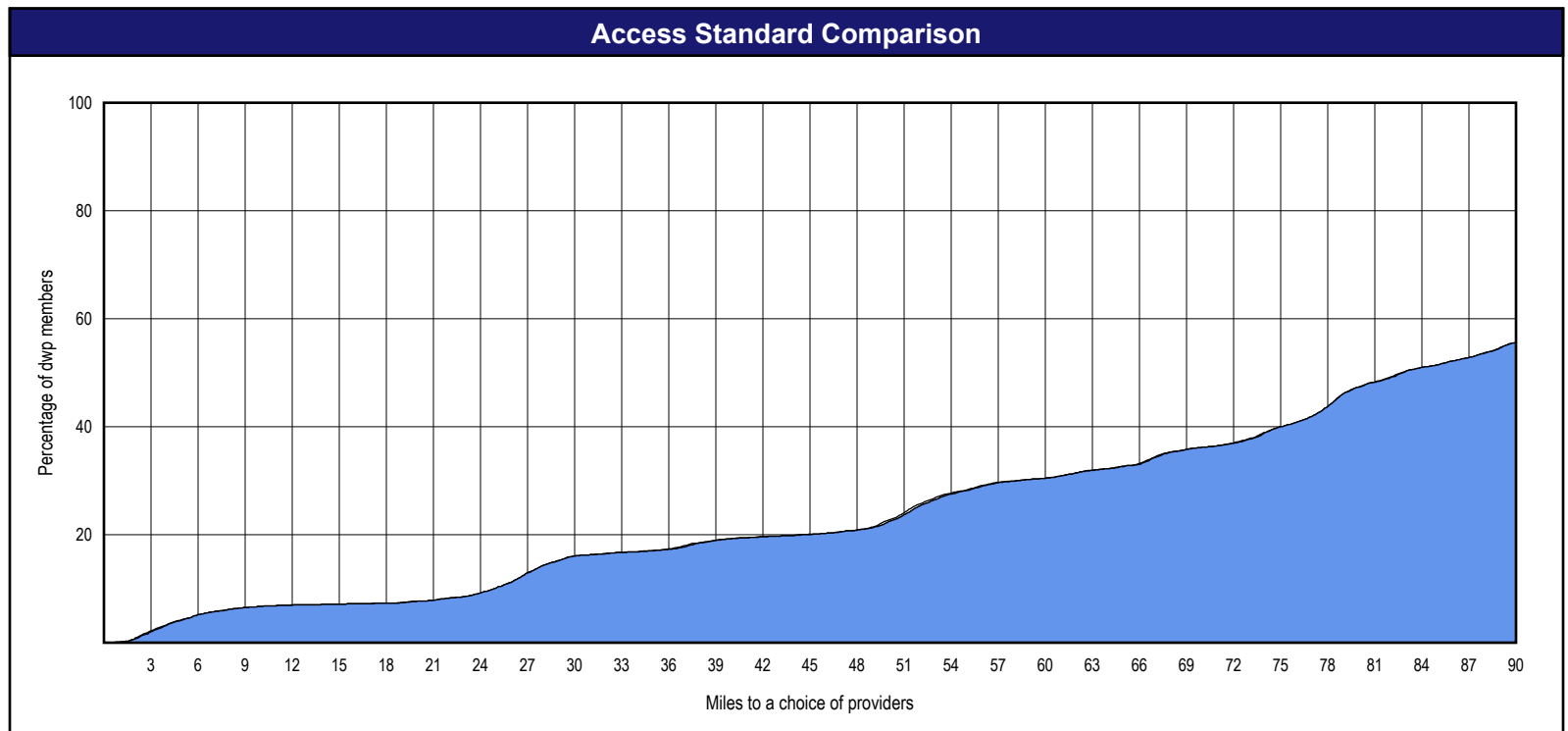
¹ The Access Standard is defined as (DWP Members (Iowa)) dwp members accessing:

1 (Prosthodontists (Iowa)) provider in 90 miles and 90 minutes



Distances/Times

	Average
Distance/Time to 1st closest provider	79.3 miles 119.8 mins
Distance/Time to 2nd closest provider	79.3 miles 119.9 mins
Distance/Time to 3rd closest provider	79.3 miles 119.9 mins



Access Overview - Periodontists (90 miles/90 minutes)

February 18, 2022

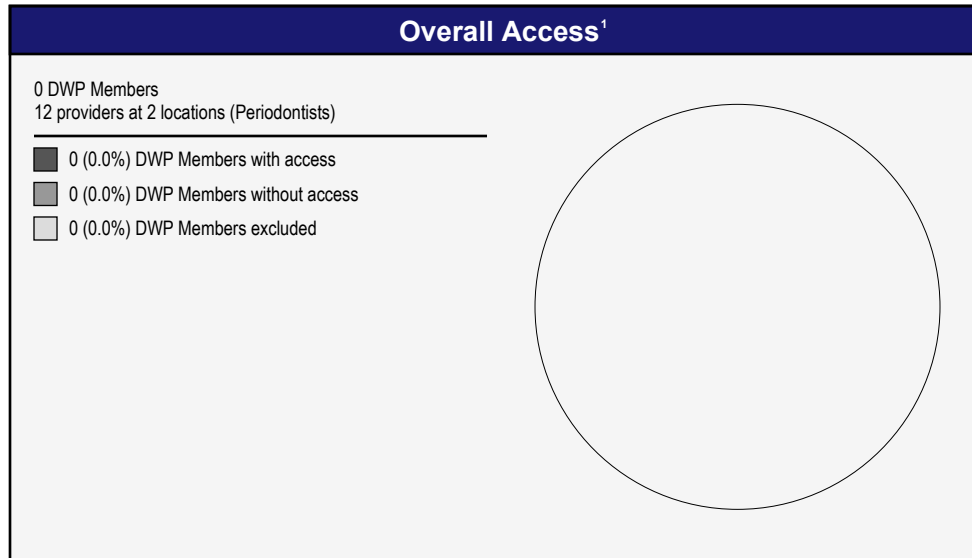
Access Analysis
Periodontists (90 miles/90 minutes)

DWP Member / Provider Groups
DWP Members (Iowa)
Periodontists (Iowa)

Comparison Graph
Percent of dwp members with access to a choice of providers over miles

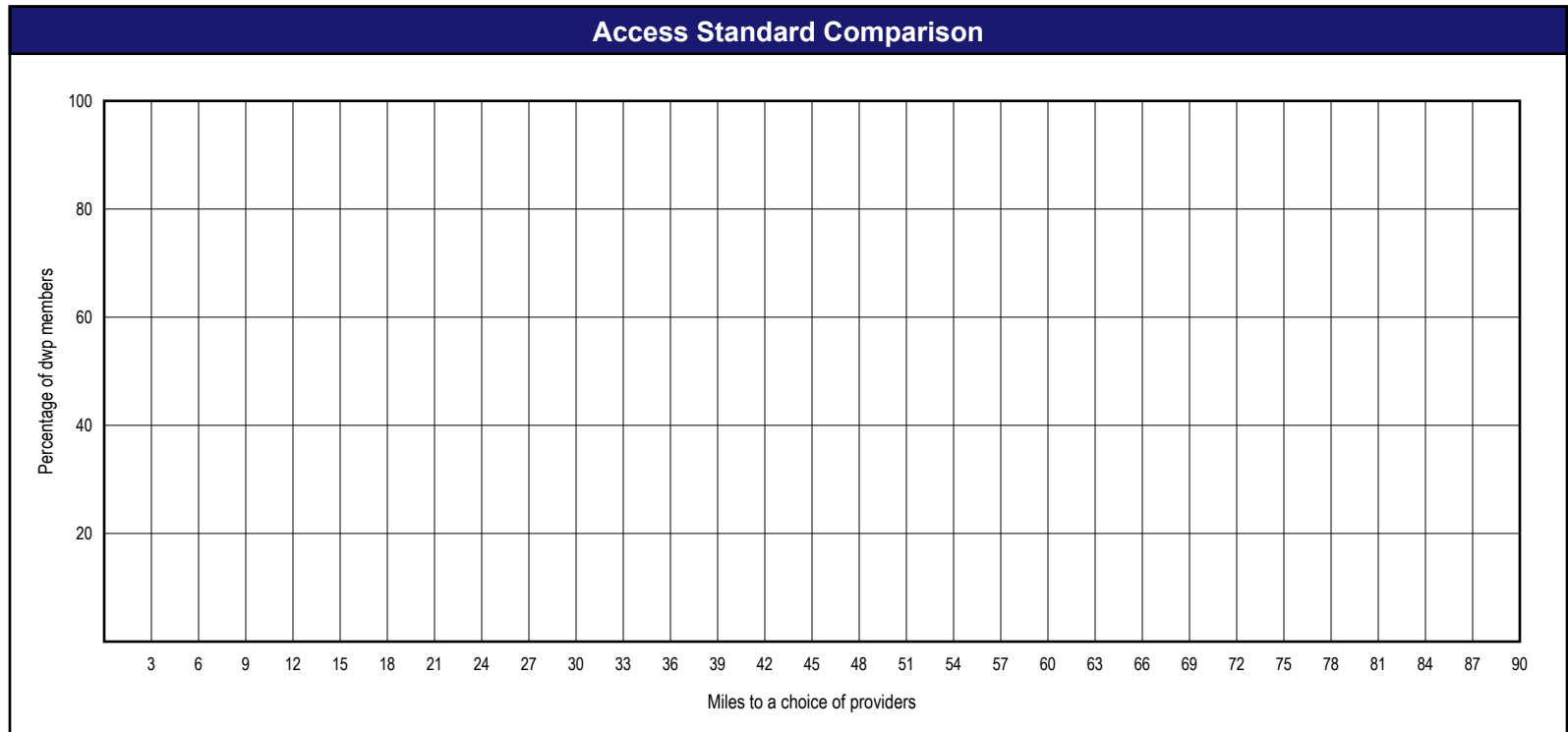
- 1st closest
- 2nd closest
- 3rd closest

¹ The Access Standard is defined as (DWP Members (Iowa)) dwp members accessing:
1 (Periodontists (Iowa)) provider in 90 miles and 90 minutes



Distances/Times

	Average
To 1st closest provider	---
To 2nd closest provider	---
To 3rd closest provider	---



All Dentists Access Map

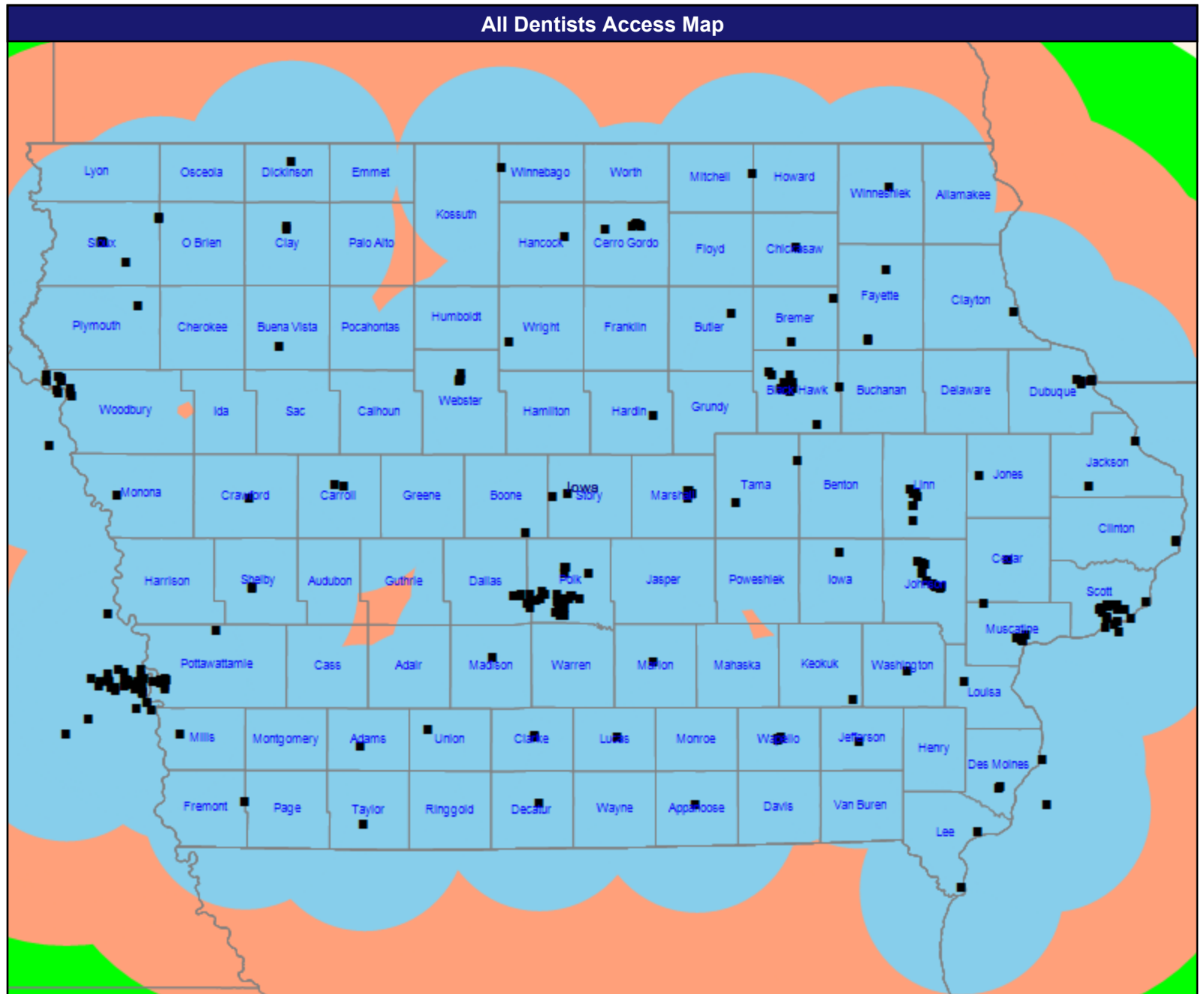
February 18, 2022

All Dentists

Total Providers: 1,080

- All providers
- 30 mile radius
- 60 mile radius
- 90 mile radius

41.42 miles



Endodontists Access Map

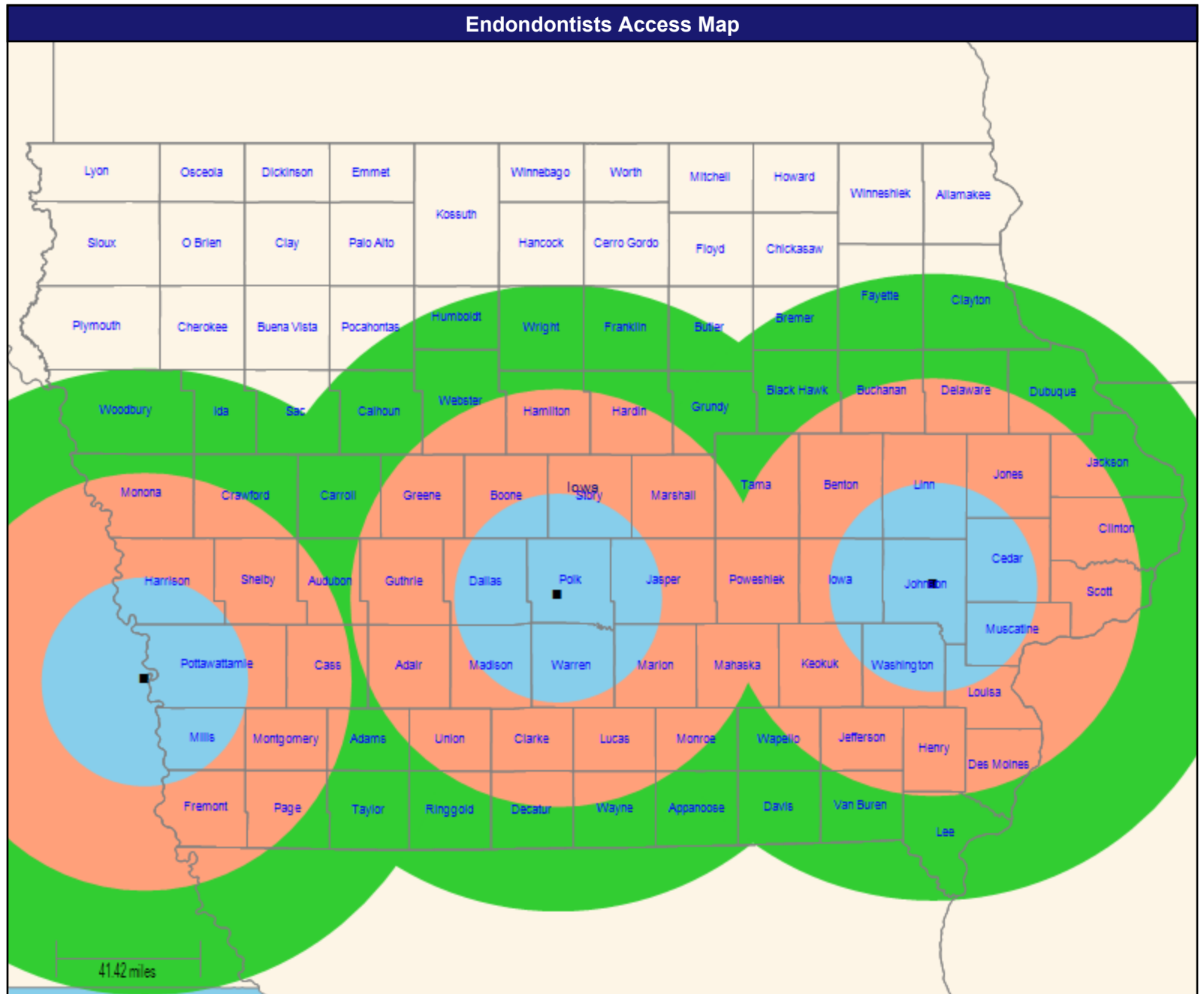
February 18, 2022

Endodontists

Total Providers: 11

- All providers
- 30 mile radius
- 60 mile radius
- 90 mile radius

41.42 miles



Primary Care Dentist Access Map

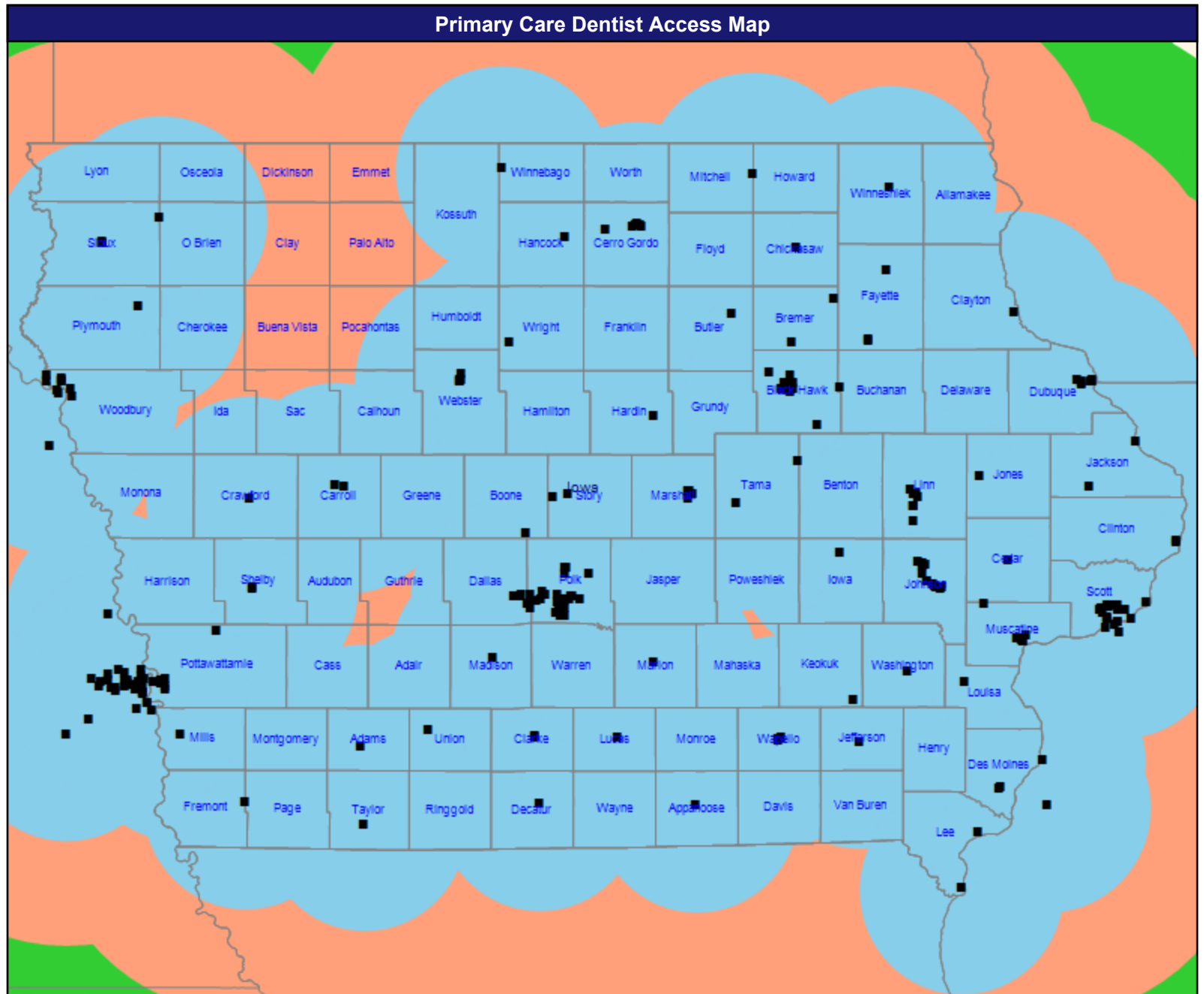
February 18, 2022

Primary Care Dentist

Total Providers: 900

- All providers
- 30 mile radius
- 60 mile radius
- 90 mile radius

41.42 miles



Oral Surgeons Access Map

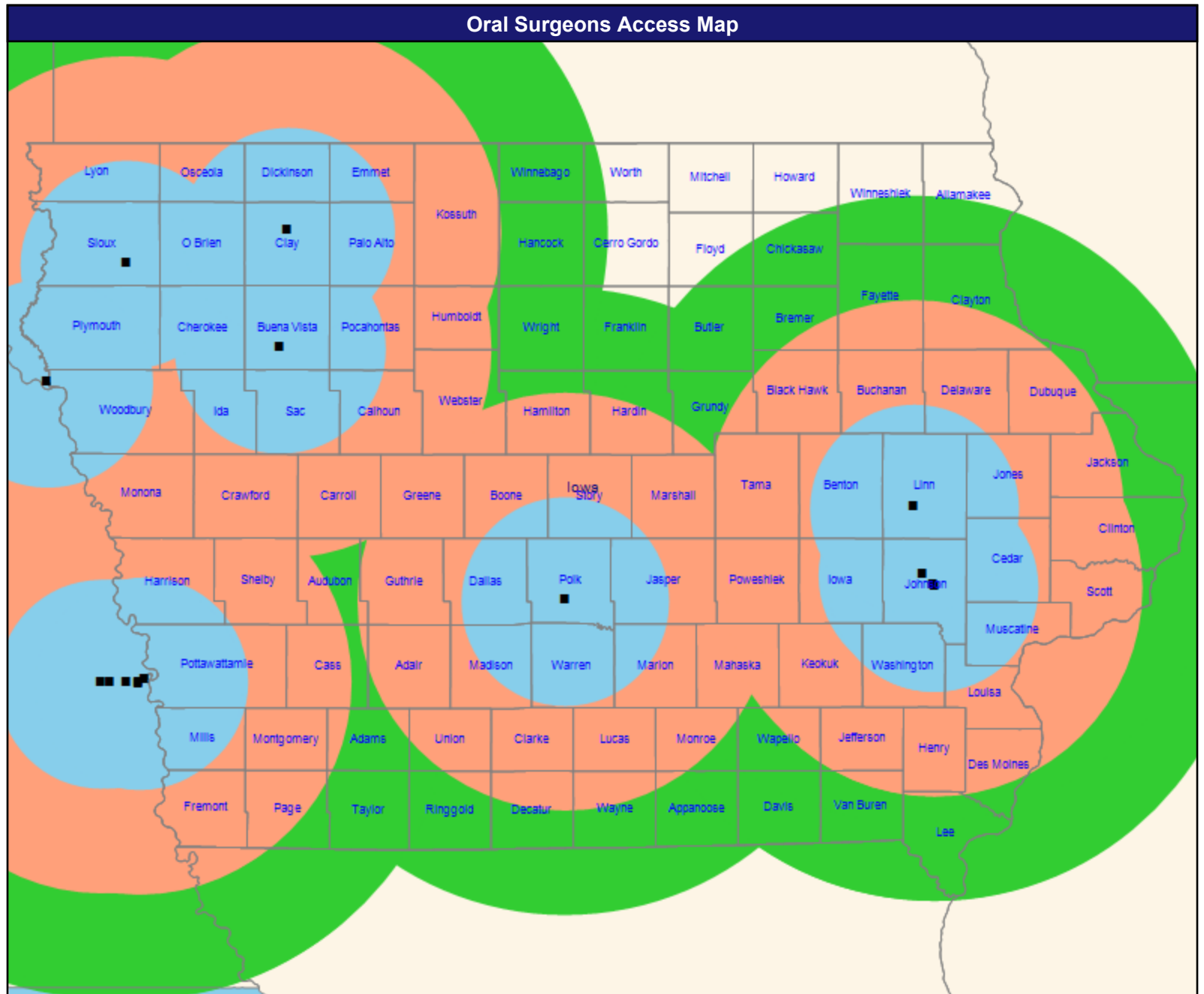
February 18, 2022

Oral Surgeons

Total Providers: 70

- All providers
- 30 mile radius
- 60 mile radius
- 90 mile radius

41.42 miles



Orthodontists Access Map

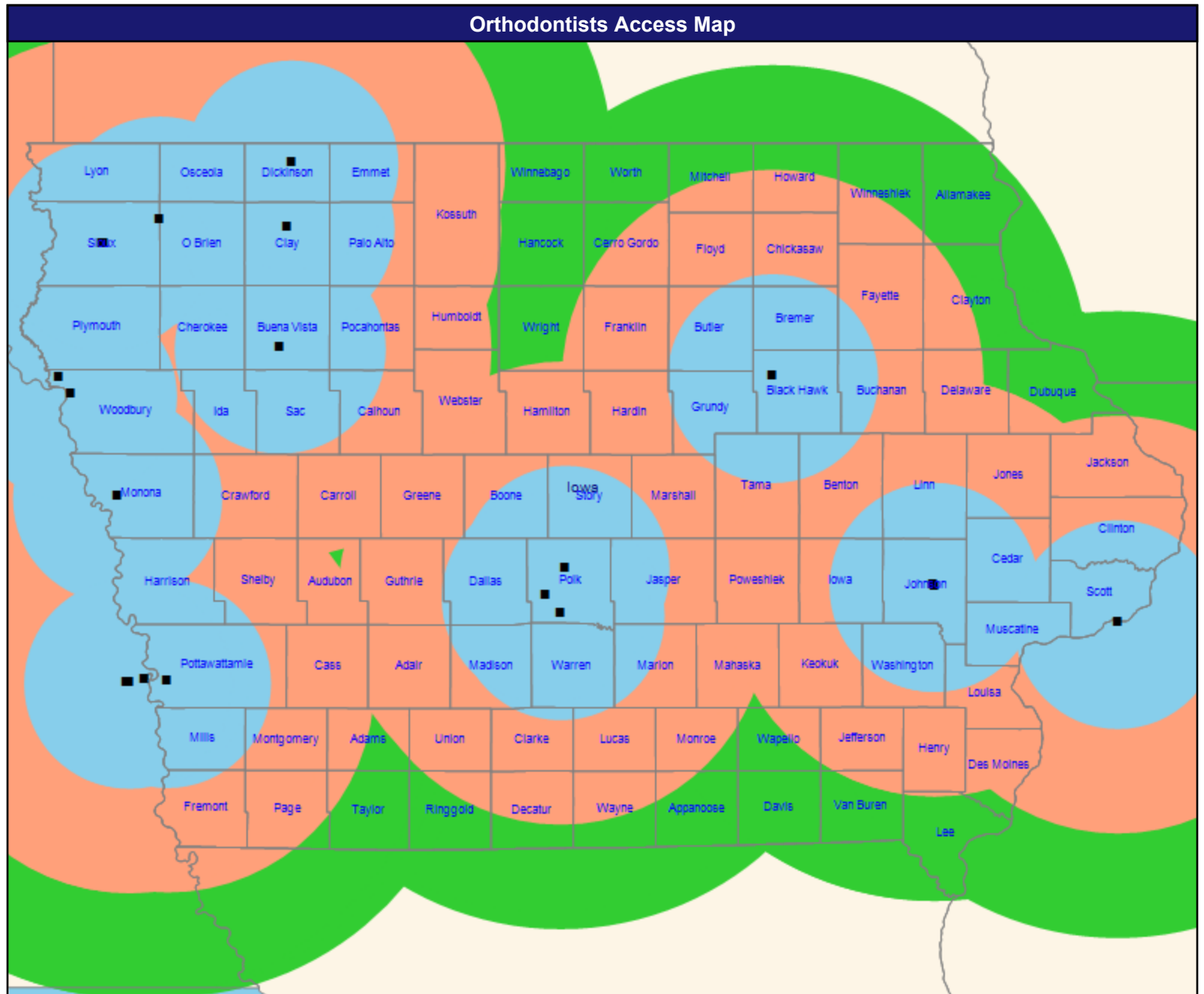
February 18, 2022

Orthodontists

Total Providers: 41

- All providers
- 30 mile radius
- 60 mile radius
- 90 mile radius

41.42 miles



Periodontists Access Map

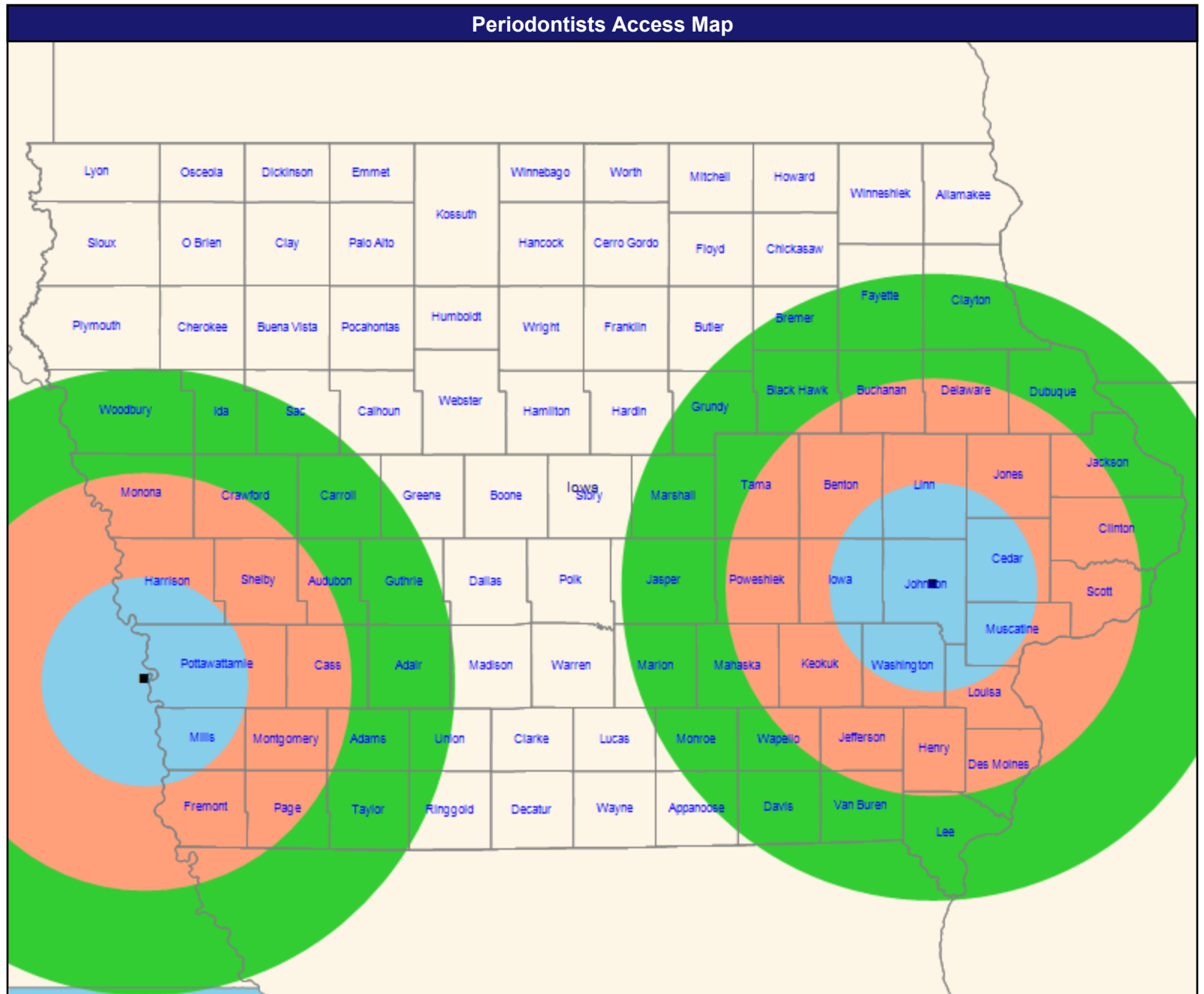
February 18, 2022

Periodontists

Total Providers: 12

- All providers
- 30 mile radius
- 60 mile radius
- 90 mile radius

41.42 miles



Prosthodontists Access Map

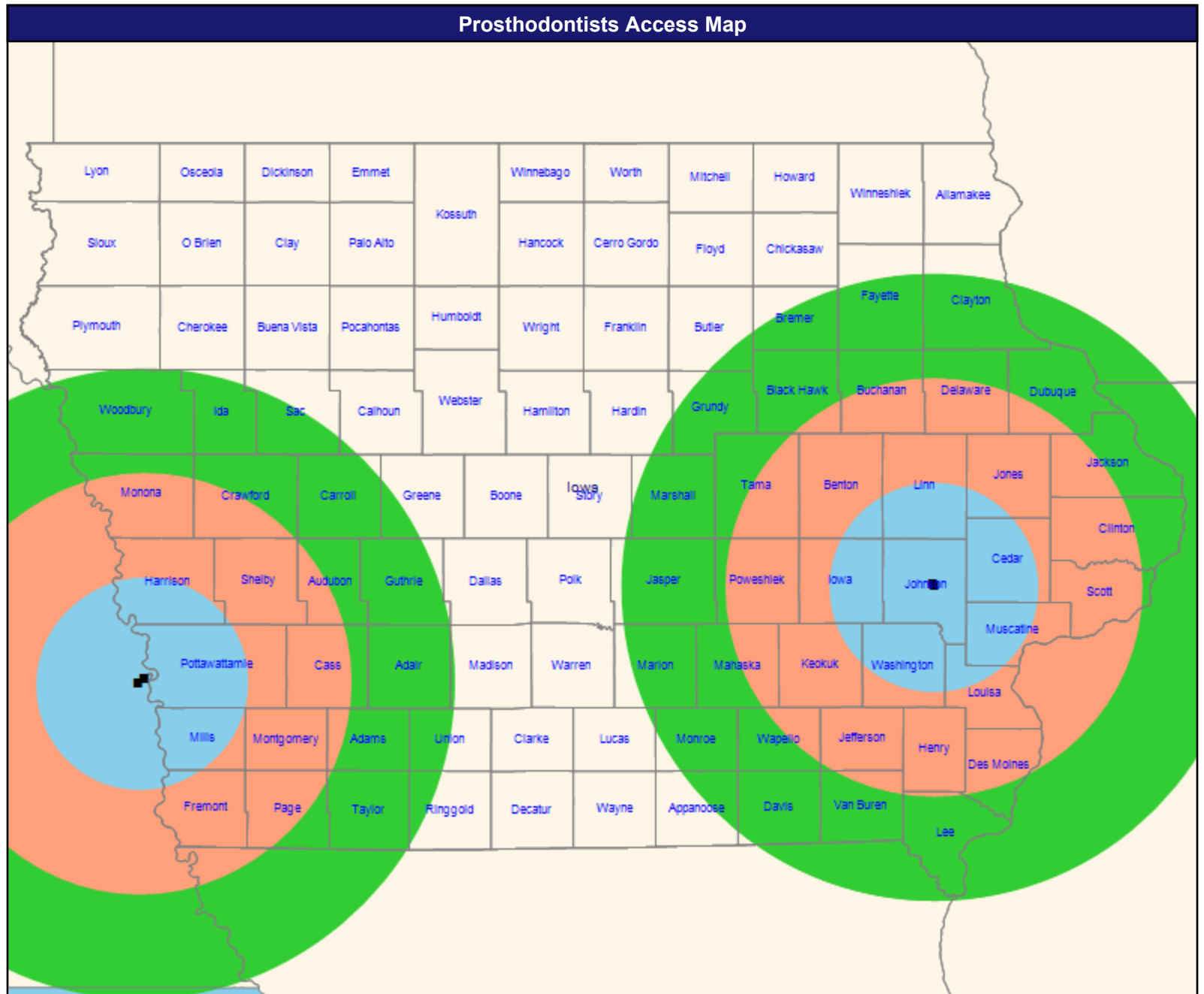
February 18, 2022

Prosthodontists

Total Providers: 21

- All providers
- 30 mile radius
- 60 mile radius
- 90 mile radius

41.42 miles



Access Summary By County

February 18, 2022

Access Analysis
 All Access
 DWP Member Group
 DWP Members (Iowa)
 Provider Group
 Primary Care Dentist (Iowa)
 Pediatric Dentists (Iowa)
 Endodontists (Iowa)
 Oral Surgeons (Iowa)
 Orthodontists (Iowa)
 Periodontists (Iowa)
 Prosthodontists (Iowa)

¹ Provider counts represent:
 #: Provider access points
 P: Unique providers
 L: Unique provider locations

** These records have been excluded from the analysis because of invalid zip codes.

All DWP Members												
DWP Member		Provider	With Access		Without Access		Counts ¹			Average Distance		
Group	#	Standard	#	%	#	%	#	P	L	1	2	3
DWP Members	122,367	1 in 30 miles and 30 mins	116,372	95.1	5,995	4.9	867	867	231	7.1	9.0	10.7
		1 in 60 miles and 60 mins	122,364	99.9	3	0.1	867	867	231	7.1	9.0	10.7
Provider Group		1 in 90 miles and 90 mins	122,367	100.0	0	0.0	867	867	231	7.1	9.0	10.7
		1 in 30 miles and 30 mins	82,698	67.6	39,669	32.4	110	110	49	20.7	25.9	33.6
		1 in 60 miles and 60 mins	107,043	87.5	15,324	12.5	110	110	49	20.7	25.9	33.6
		1 in 90 miles and 90 mins	121,898	99.6	469	0.4	110	110	49	20.7	25.9	33.6
		1 in 30 miles and 30 mins	34,261	28.0	88,106	72.0	11	11	3	50.3	79.3	79.3
		1 in 60 miles and 60 mins	54,373	44.4	67,994	55.6	11	11	3	50.3	79.3	79.3
		1 in 90 miles and 90 mins	74,354	60.8	48,013	39.2	11	11	3	50.3	79.3	79.3
		1 in 30 miles and 30 mins	55,727	45.5	66,640	54.5	66	66	14	34.3	61.9	62.2
		1 in 60 miles and 60 mins	77,604	63.4	44,763	36.6	66	66	14	34.3	61.9	62.2
		1 in 90 miles and 90 mins	111,522	91.1	10,845	8.9	66	66	14	34.3	61.9	62.2
Provider Group		1 in 30 miles and 30 mins	65,141	53.2	57,226	46.8	41	41	20	26.3	36.6	38.6
		1 in 60 miles and 60 mins	99,664	81.4	22,703	18.6	41	41	20	26.3	36.6	38.6
		1 in 90 miles and 90 mins	115,248	94.2	7,119	5.8	41	41	20	26.3	36.6	38.6
		1 in 30 miles and 30 mins	9,786	8.0	112,581	92.0	21	21	4	79.3	79.3	79.3
		1 in 60 miles and 60 mins	24,058	19.7	98,309	80.3	21	21	4	79.3	79.3	79.3
		1 in 90 miles and 90 mins	37,640	30.8	84,727	69.2	21	21	4	79.3	79.3	79.3

Key Geographic Areas									
County	DWP Member	Provider	With Access		Without Access		Average Distance		
	#	Standard	#	%	#	%	1	2	3
Polk, IA	21,286	1 in 60 miles and 60 mins	21,286	100.0	0	0.0	5.7	109.9	109.9
		1 in 90 miles and 90 mins	21,286	100.0	0	0.0	5.7	109.9	109.9
		1 in 60 miles and 60 mins	21,286	100.0	0	0.0	5.7	106.4	106.5
		1 in 90 miles and 90 mins	21,286	100.0	0	0.0	5.7	106.4	106.5
		1 in 30 miles and 30 mins	21,286	100.0	0	0.0	4.7	4.7	9.2
		1 in 60 miles and 60 mins	21,286	100.0	0	0.0	4.7	4.7	9.2
		1 in 90 miles and 90 mins	21,286	100.0	0	0.0	4.7	4.7	9.2
		1 in 30 miles and 30 mins	21,286	100.0	0	0.0	3.8	7.6	9.0
		1 in 60 miles and 60 mins	21,286	100.0	0	0.0	3.8	7.6	9.0
		1 in 90 miles and 90 mins	21,286	100.0	0	0.0	3.8	7.6	9.0
		1 in 30 miles and 30 mins	21,286	100.0	0	0.0	1.7	1.9	2.1
		1 in 60 miles and 60 mins	21,286	100.0	0	0.0	1.7	1.9	2.1
		1 in 90 miles and 90 mins	21,286	100.0	0	0.0	1.7	1.9	2.1
		1 in 30 miles and 30 mins	21,274	99.9	12	0.1	5.7	109.9	109.9
		1 in 30 miles and 30 mins	21,265	99.9	21	0.1	5.7	106.4	106.5
		1 in 30 miles and 30 mins	0	0.0	21,286	100.0	109.9	109.9	109.9
1 in 60 miles and 60 mins	0	0.0	21,286	100.0	109.9	109.9	109.9		