



Network Access Analysis

Iowa Dental Wellness Plan Kids
MCNA Dental

February 18, 2022

Contents

Report Contents

Access Overview - All Dentists (30 miles/30 minutes)	4
Access Overview - Primary Care Dentist (30 miles/30 minutes)	5
Access Overview - Orthodontists (30 miles/30 minutes)	6
Access Overview - Oral Surgeons (30 miles/30 minutes)	7
Access Overview - Periodontists (30 miles/30 minutes)	8
Access Overview - Endodontists (30 miles/30 minutes)	9
Access Overview - Prosthodontists (30 miles/30 minutes)	10
Access Overview - All Dentists (60 miles/60 minutes)	11
Access Overview -Primary Care Dentist (60 miles/60 minutes)	12
Access Overview - Orthodontists (60 miles/60 minutes)	13
Access Overview - Oral Surgeons (60 miles/60 minutes)	14
Access Overview - Endodontists (60 miles/60 minutes)	15
Access Overview - Prosthodontists (60 miles/60 minutes)	16
Access Overview - Periodontists (60 miles/60 minutes)	17
Access Overview - All Dentists (90 miles/90 minutes)	18
Access Overview - Primary Care Dentist (90 miles/90 minutes)	19
Access Overview - Orthodontists (90 miles/90 minutes)	20
Access Overview - Oral Surgeons (90 miles/90 minutes)	21
Access Overview - Endodontists (90 miles/90 minutes)	22
Access Overview - Prosthodontists (90 miles/90 minutes)	23
Access Overview - Periodontists (90 miles/90 minutes)	24
All Dentists Access Map	25
Endodontists Access Map	26
Primary Care Dentist Access Map	27

Contents

Report Contents

Oral Surgeons Access Map	28
Orthodontists Access Map	29
Periodontists Access Map	30
Prosthodontists Access Map	31
Access Summary By County	32

Access Overview - All Dentists (30 miles/30 minutes)

February 18, 2022

Access Analysis

All Dentists (30 miles/30 minutes)

DWP Member / Provider Groups

DWP Members (Iowa)

All Dentists (Iowa)


Comparison Graph

Percent of dwp members with access to a choice of providers over miles

- 1st closest
- 2nd closest
- 3rd closest

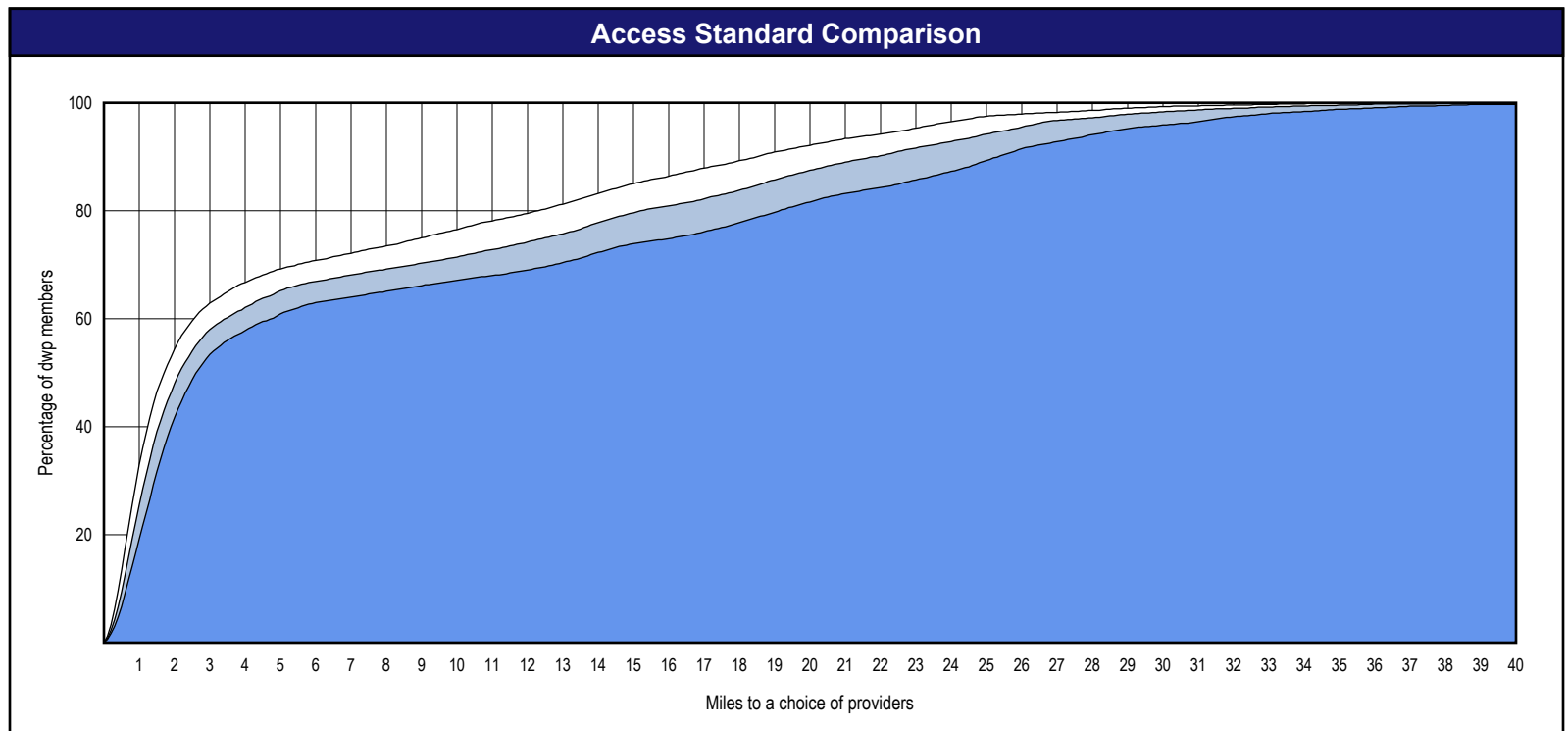
¹ The Access Standard is defined as (DWP Members (Iowa)) dwp members accessing:

1 (All Dentists (Iowa)) provider in 30 miles and 30 minutes



Distances/Times

	Average
Distance/Time to 1st closest provider	5.8 miles 6.4 mins
Distance/Time to 2nd closest provider	7.1 miles 7.9 mins
Distance/Time to 3rd closest provider	8.7 miles 9.7 mins



Access Overview - Primary Care Dentist (30 miles/30 minutes)

February 18, 2022

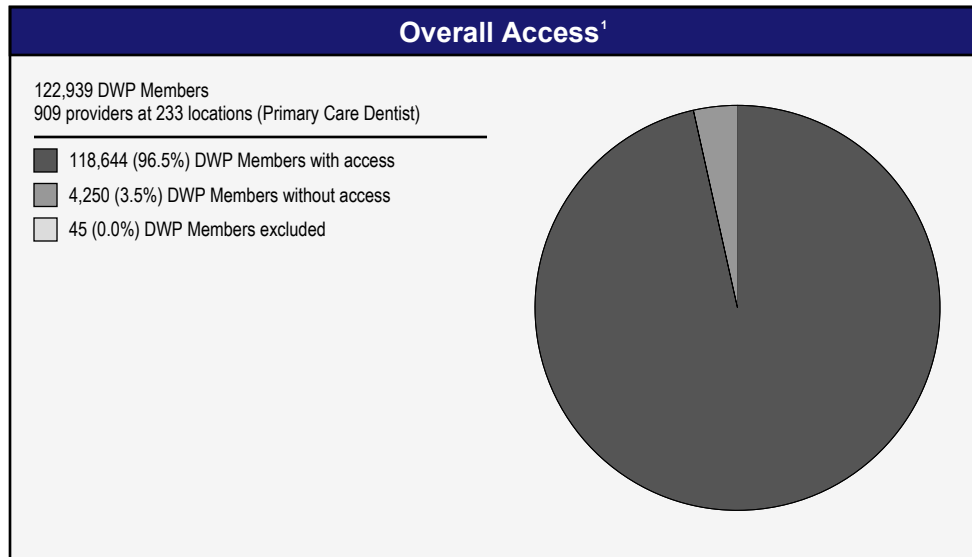
Access Analysis
Primary Care Dentist (30 miles/30 minutes)

DWP Member / Provider Groups
DWP Members (Iowa)
Primary Care Dentist (Iowa)

Comparison Graph
Percent of dwp members with access to a choice of providers over miles

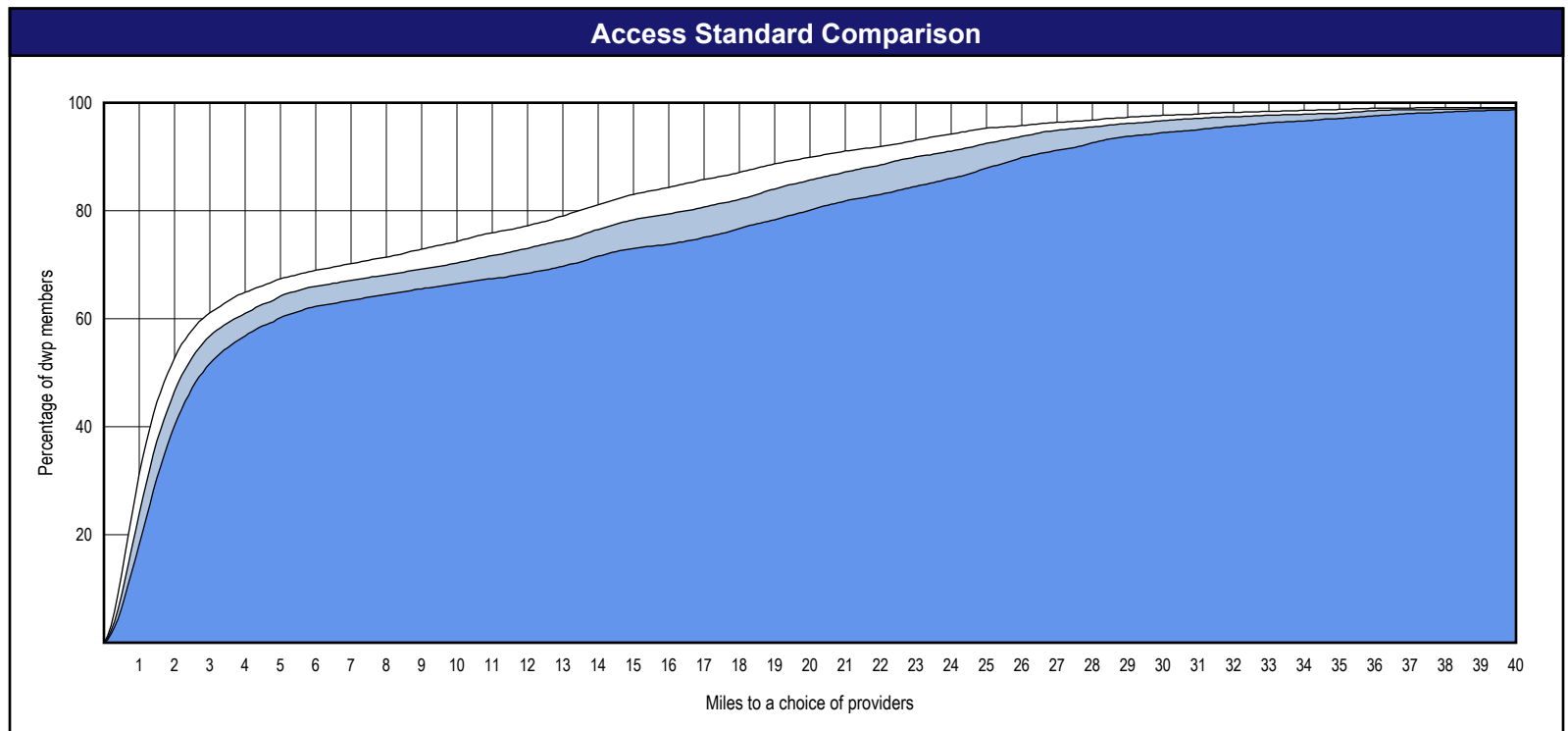
- 1st closest
- 2nd closest
- 3rd closest

¹ The Access Standard is defined as (DWP Members (Iowa)) dwp members accessing:
1 (Primary Care Dentist (Iowa)) provider in 30 miles and 30 minutes



Distances/Times

	Average
Distance/Time to 1st closest provider	6.6 miles 7.3 mins
Distance/Time to 2nd closest provider	7.8 miles 8.7 mins
Distance/Time to 3rd closest provider	9.3 miles 10.4 mins



Access Overview - Orthodontists (30 miles/30 minutes)

February 18, 2022

Access Analysis
Orthodontists (30 miles/30 minutes)

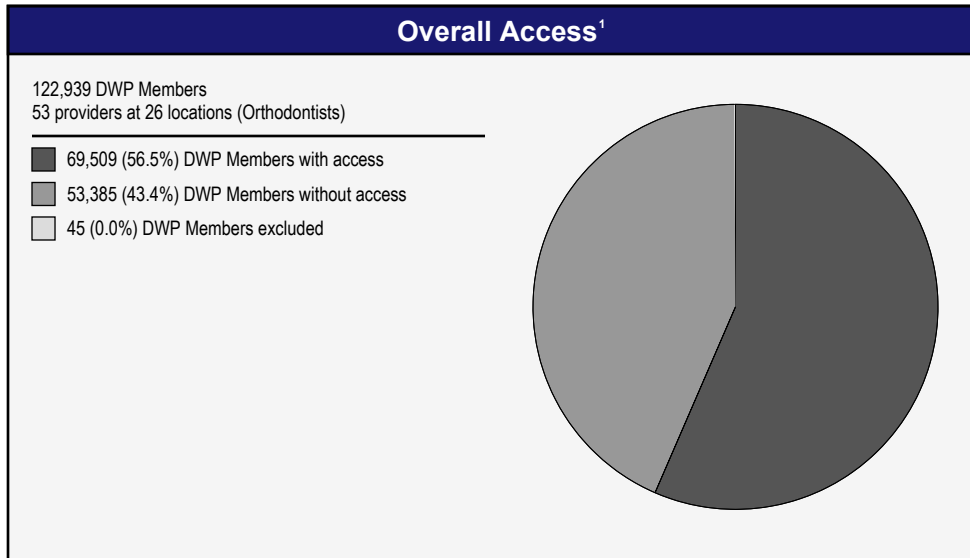
DWP Member / Provider Groups
DWP Members (Iowa)
Orthodontists (Iowa)

Comparison Graph
Percent of dwp members with access to a choice of providers over miles

- 1st closest
- 2nd closest
- 3rd closest

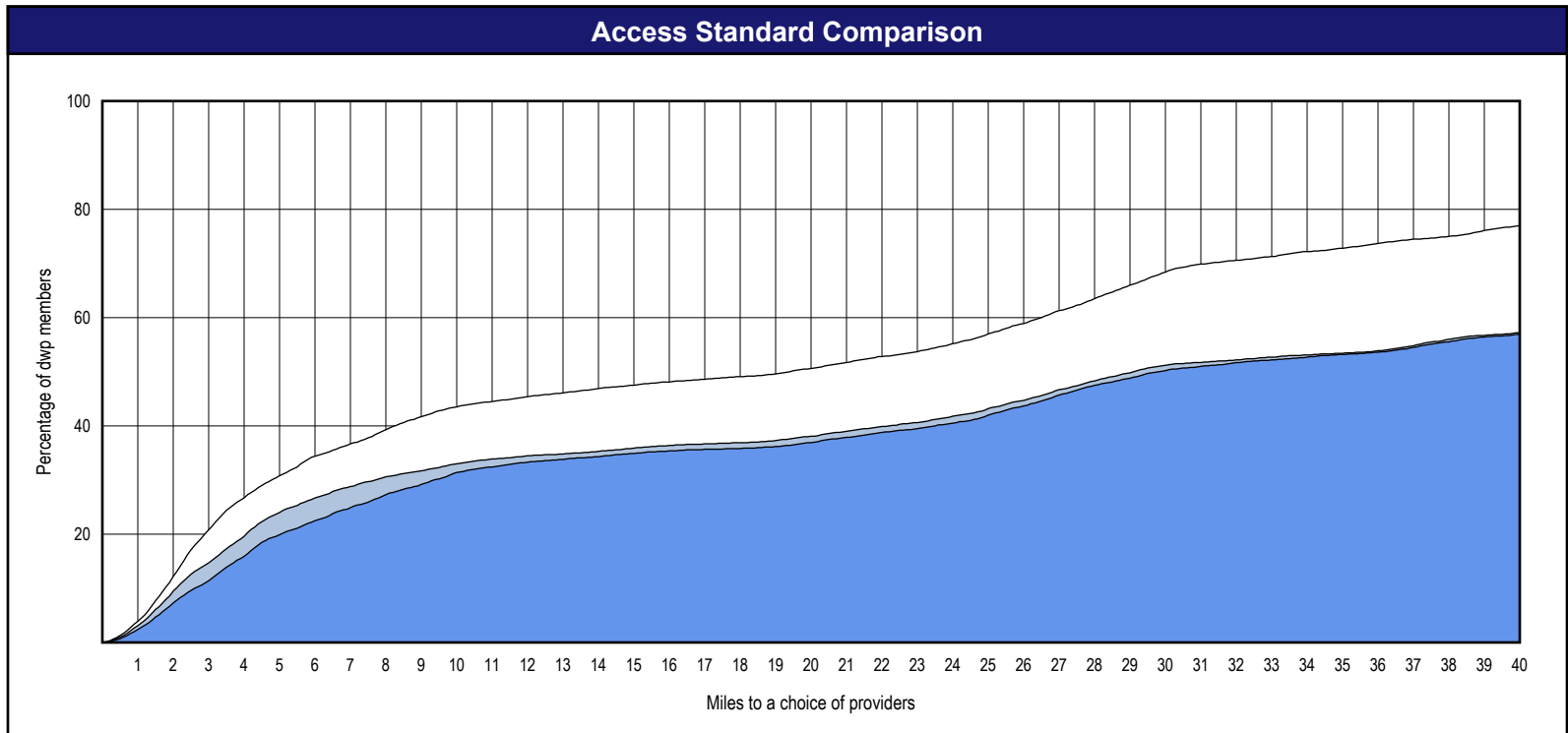
¹ The Access Standard is defined as (DWP Members (Iowa)) dwp members accessing:

1 (Orthodontists (Iowa)) provider in 30 miles and 30 minutes



Distances/Times

	Average
Distance/Time to 1st closest provider	23.1 miles 27.4 mins
Distance/Time to 2nd closest provider	35.8 miles 46.8 mins
Distance/Time to 3rd closest provider	36.6 miles 49.1 mins



Access Overview - Oral Surgeons (30 miles/30 minutes)

February 18, 2022

Access Analysis
Oral Surgeons (30 miles/30 minutes)

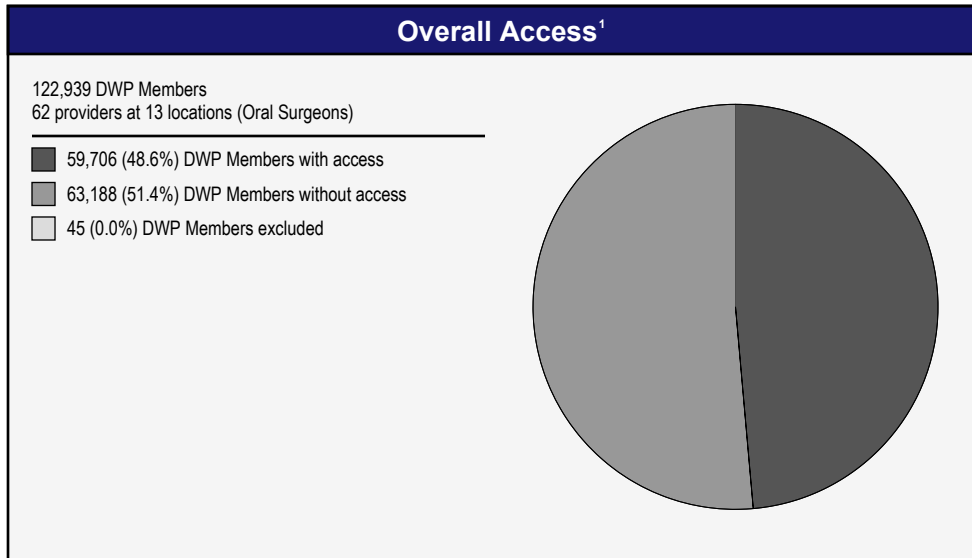
DWP Member / Provider Groups
DWP Members (Iowa)
Oral Surgeons (Iowa)

Comparison Graph
Percent of dwp members with access to a choice of providers over miles

- 1st closest
- 2nd closest
- 3rd closest

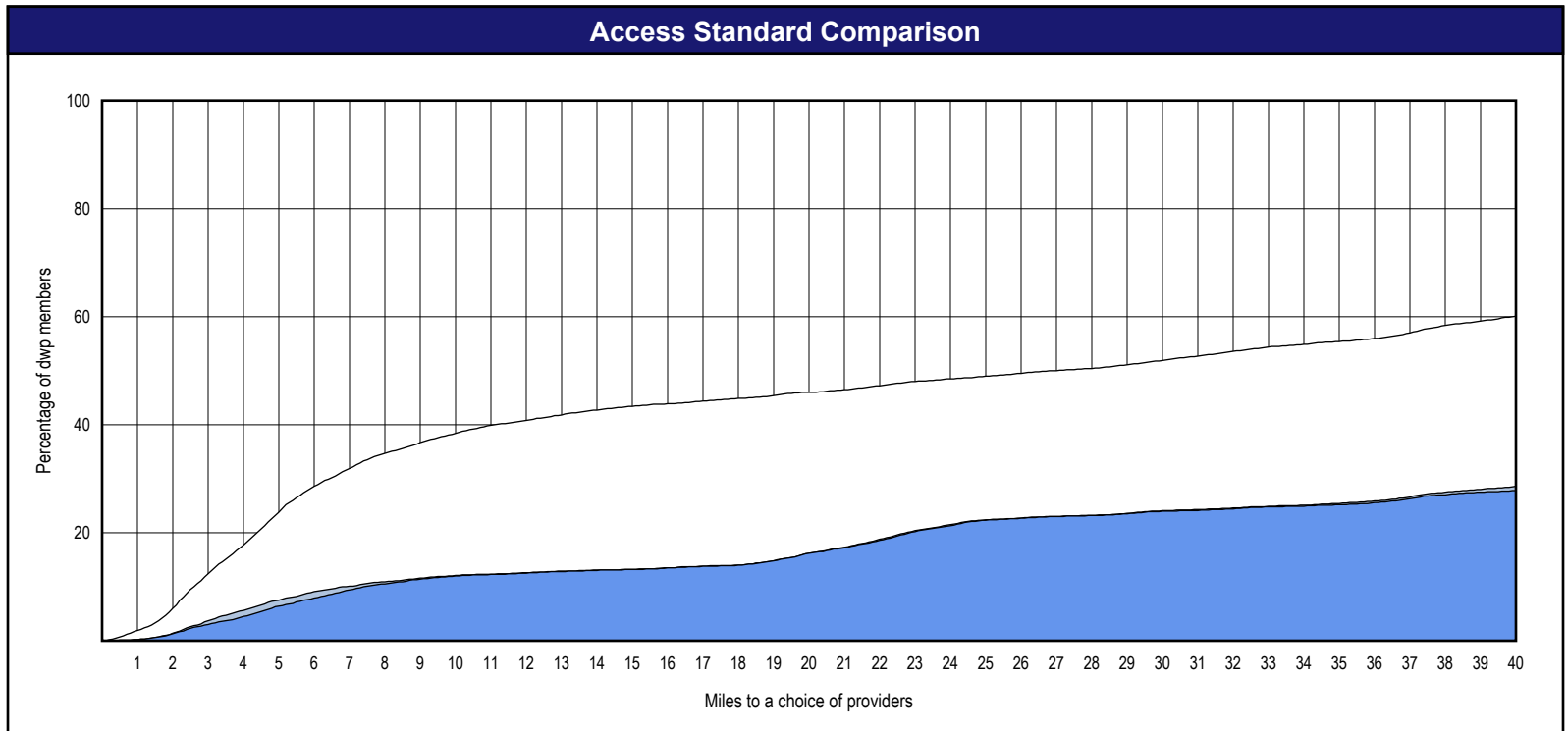
¹ The Access Standard is defined as (DWP Members (Iowa)) dwp members accessing:

1 (Oral Surgeons (Iowa)) provider in 30 miles and 30 minutes



Distances/Times

	Average
Distance/Time to 1st closest provider	31.9 miles 40.6 mins
Distance/Time to 2nd closest provider	61.4 miles 77.5 mins
Distance/Time to 3rd closest provider	66.4 miles 82.1 mins



Access Overview - Periodontists (30 miles/30 minutes)

February 18, 2022

Access Analysis
Periodontists (30 miles/30 minutes)


DWP Member / Provider Groups
DWP Members (Iowa)
Periodontists (Iowa)

Comparison Graph
Percent of dwp members with access to a choice of providers over miles

- 1st closest
- 2nd closest
- 3rd closest

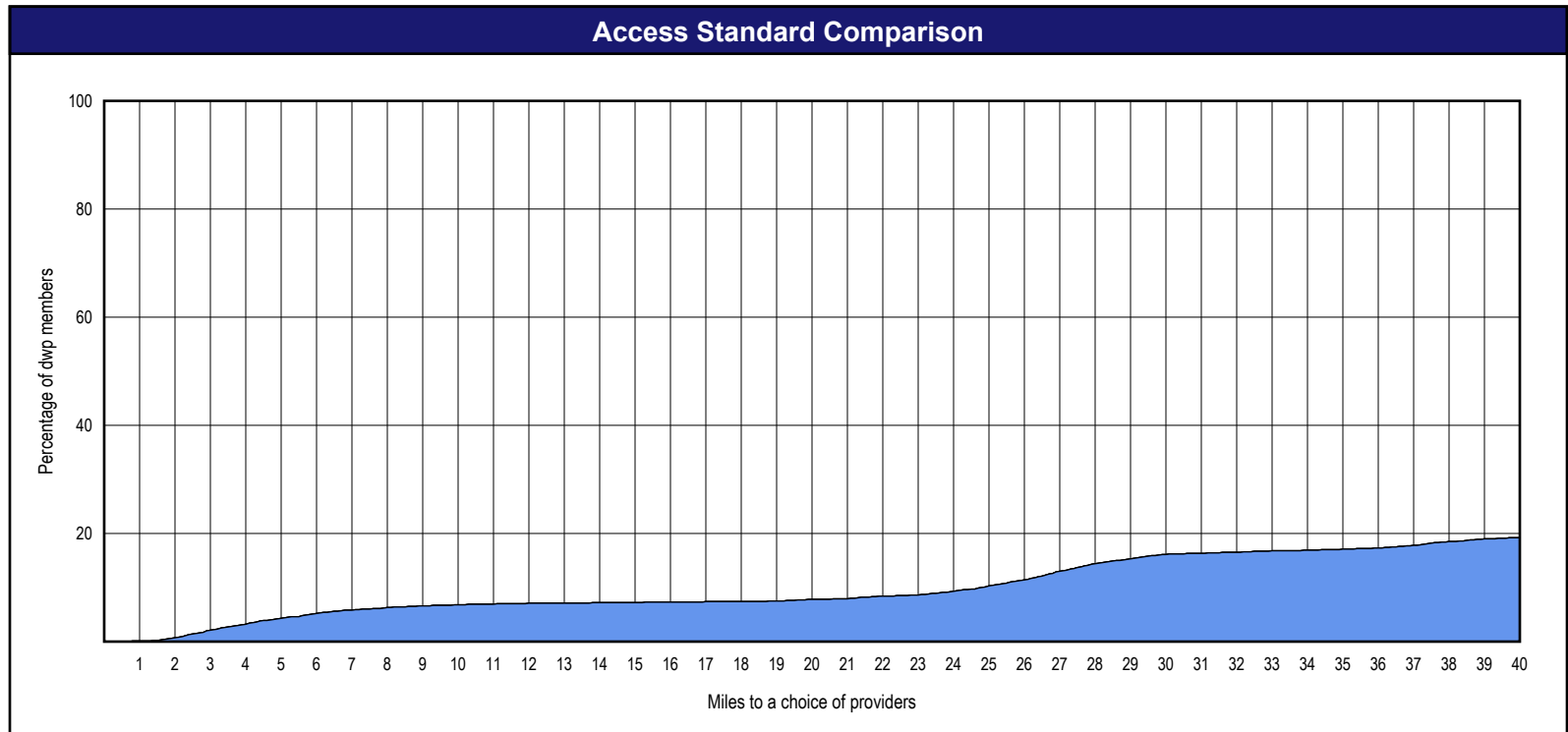
¹ The Access Standard is defined as (DWP Members (Iowa)) dwp members accessing:

1 (Periodontists (Iowa)) provider in 30 miles and 30 minutes



Distances/Times

	Average
Distance/Time to 1st closest provider	79.3 miles 120.1 mins
Distance/Time to 2nd closest provider	79.3 miles 120.1 mins
Distance/Time to 3rd closest provider	79.3 miles 120.1 mins



Access Overview - Endodontists (30 miles/30 minutes)

February 18, 2022

Access Analysis
Endodontists (30 miles/30 minutes)


DWP Member / Provider Groups
DWP Members (Iowa)
Endodontists (Iowa)

Comparison Graph
Percent of dwp members with access to a choice of providers over miles

- 1st closest
- 2nd closest
- 3rd closest

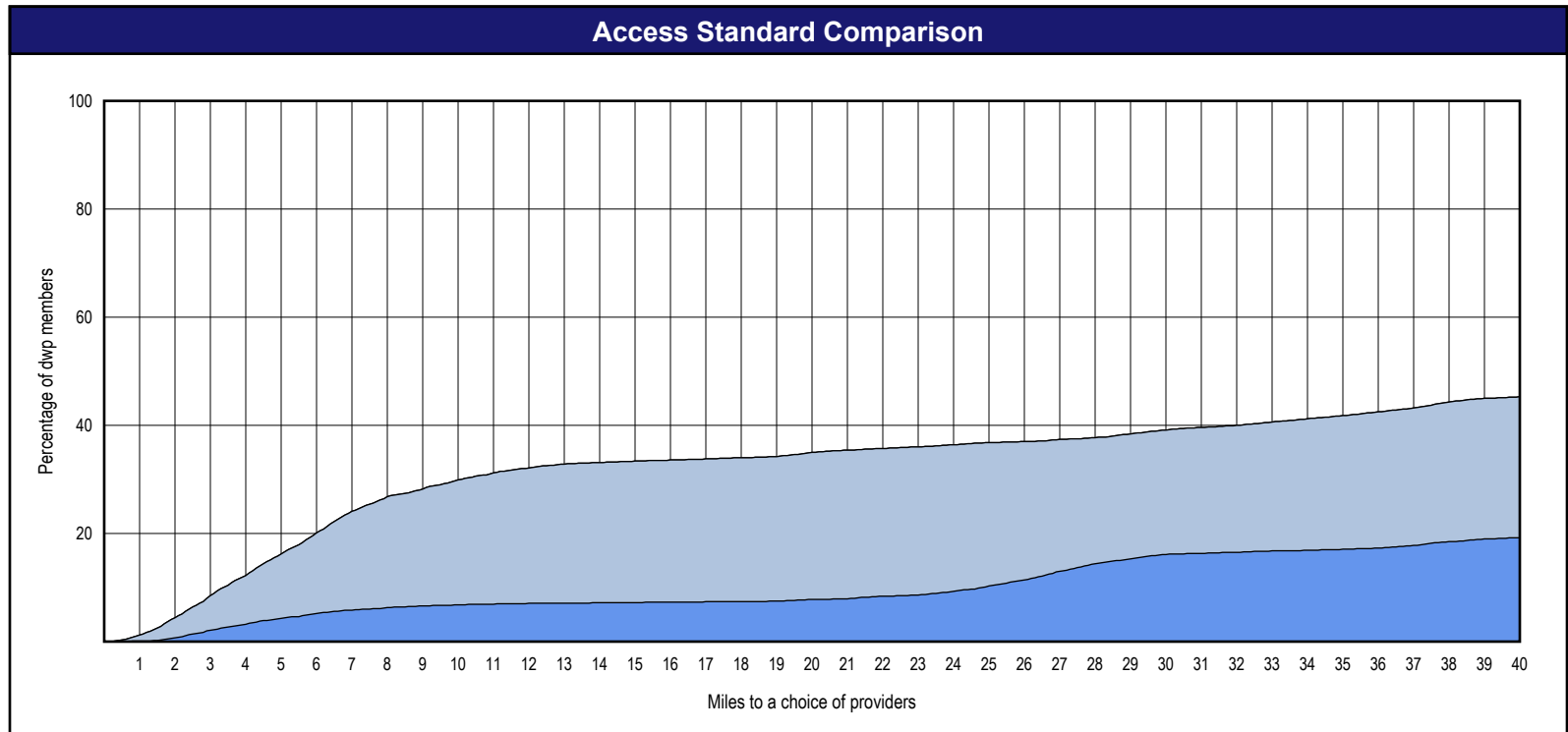
¹ The Access Standard is defined as (DWP Members (Iowa)) dwp members accessing:

1 (Endodontists (Iowa)) provider in 30 miles and 30 minutes



Distances/Times

	Average
Distance/Time to 1st closest provider	46.0 miles 64.6 mins
Distance/Time to 2nd closest provider	46.0 miles 64.6 mins
Distance/Time to 3rd closest provider	77.7 miles 109.0 mins



Access Overview - Prosthodontists (30 miles/30 minutes)

February 18, 2022


Access Analysis
Prosthodontists (30 miles/30 minutes)

DWP Member / Provider Groups
DWP Members (Iowa)
Prosthodontists (Iowa)

Comparison Graph
Percent of dwp members with access to a choice of providers over miles

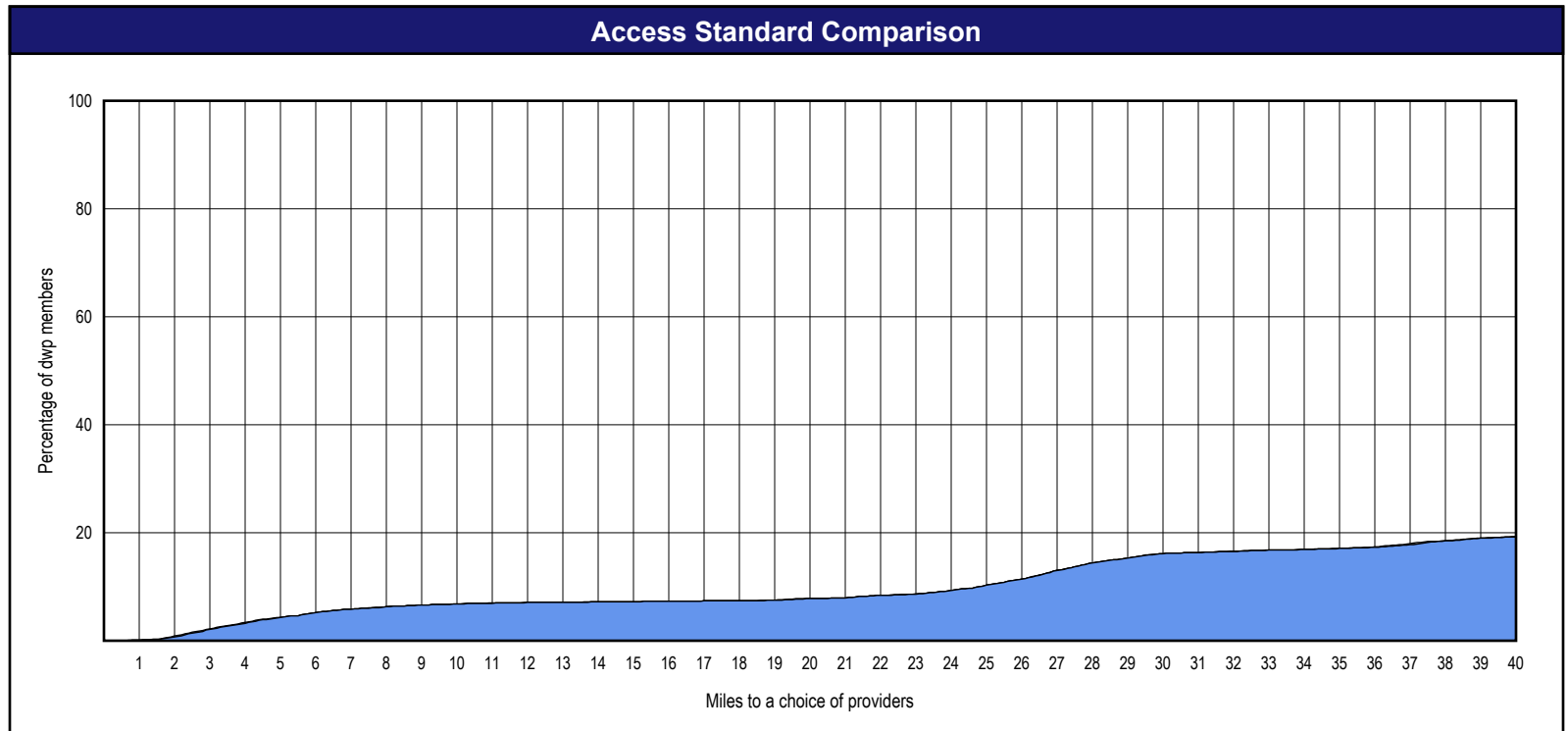
- 1st closest
- 2nd closest
- 3rd closest

¹ The Access Standard is defined as (DWP Members (Iowa)) dwp members accessing:
1 (Prosthodontists (Iowa)) provider in 30 miles and 30 minutes



Distances/Times

	Average
Distance/Time to 1st closest provider	79.3 miles 120.0 mins
Distance/Time to 2nd closest provider	79.3 miles 120.1 mins
Distance/Time to 3rd closest provider	79.3 miles 120.1 mins



Access Overview - All Dentists (60 miles/60 minutes)


February 18, 2022

Access Analysis
 All Dentists (60 miles/60 minutes)
 DWP Member / Provider Groups
 DWP Members (Iowa)
 All Dentists (Iowa)

Comparison Graph
 Percent of dwp members with access to a choice of providers over miles

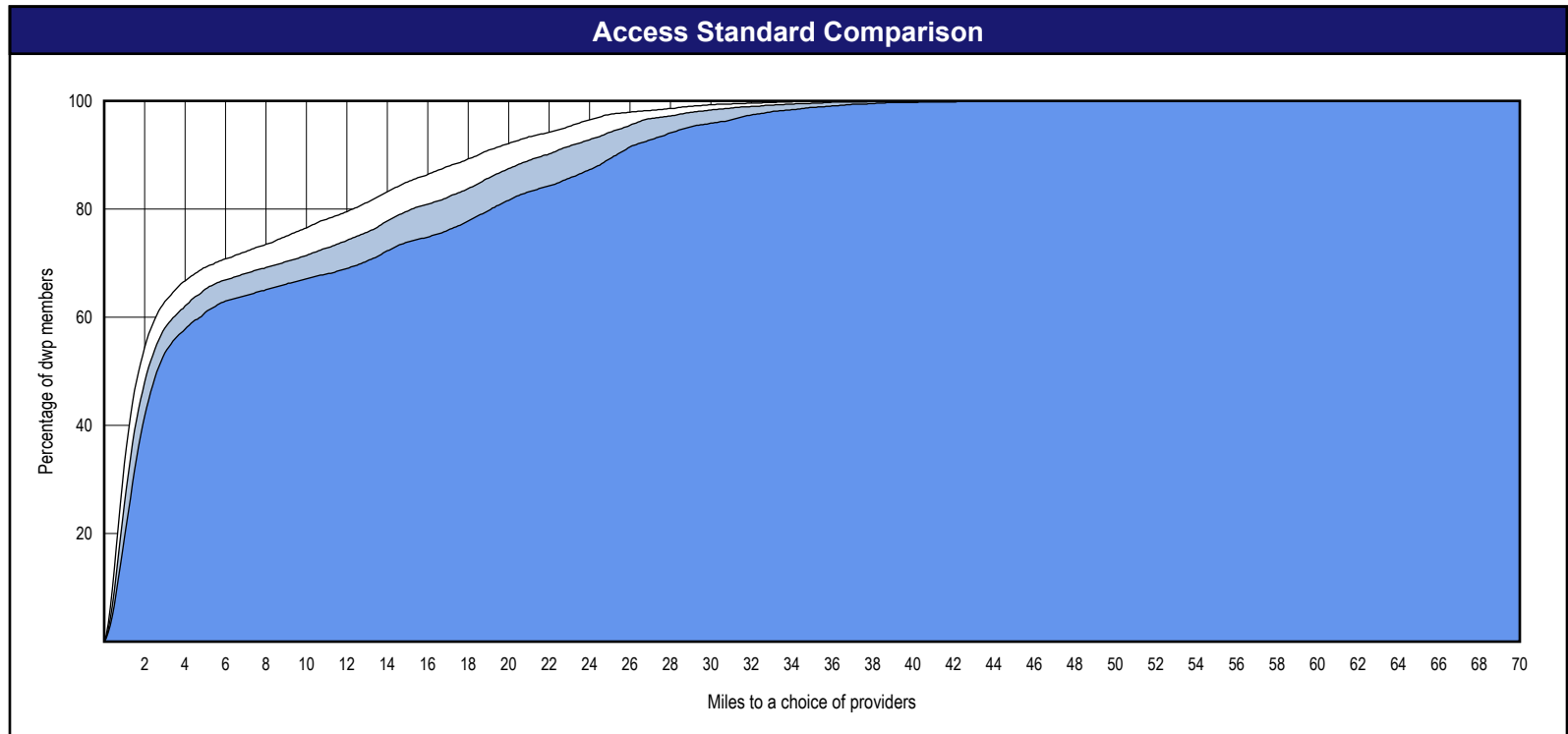
- 1st closest
- 2nd closest
- 3rd closest

¹ The Access Standard is defined as (DWP Members (Iowa)) dwp members accessing:
 1 (All Dentists (Iowa)) provider in 60 miles and 60 minutes



Distances/Times

	Average
Distance/Time to 1st closest provider	5.8 miles 6.4 mins
Distance/Time to 2nd closest provider	7.1 miles 7.9 mins
Distance/Time to 3rd closest provider	8.7 miles 9.7 mins



Access Overview -Primary Care Dentist (60 miles/60 minutes)

February 18, 2022


Access Analysis
Primary Care Dentist (60 miles/60 minutes)

DWP Member / Provider Groups
DWP Members (Iowa)
Primary Care Dentist (Iowa)

Comparison Graph
Percent of dwp members with access to a choice of providers over miles

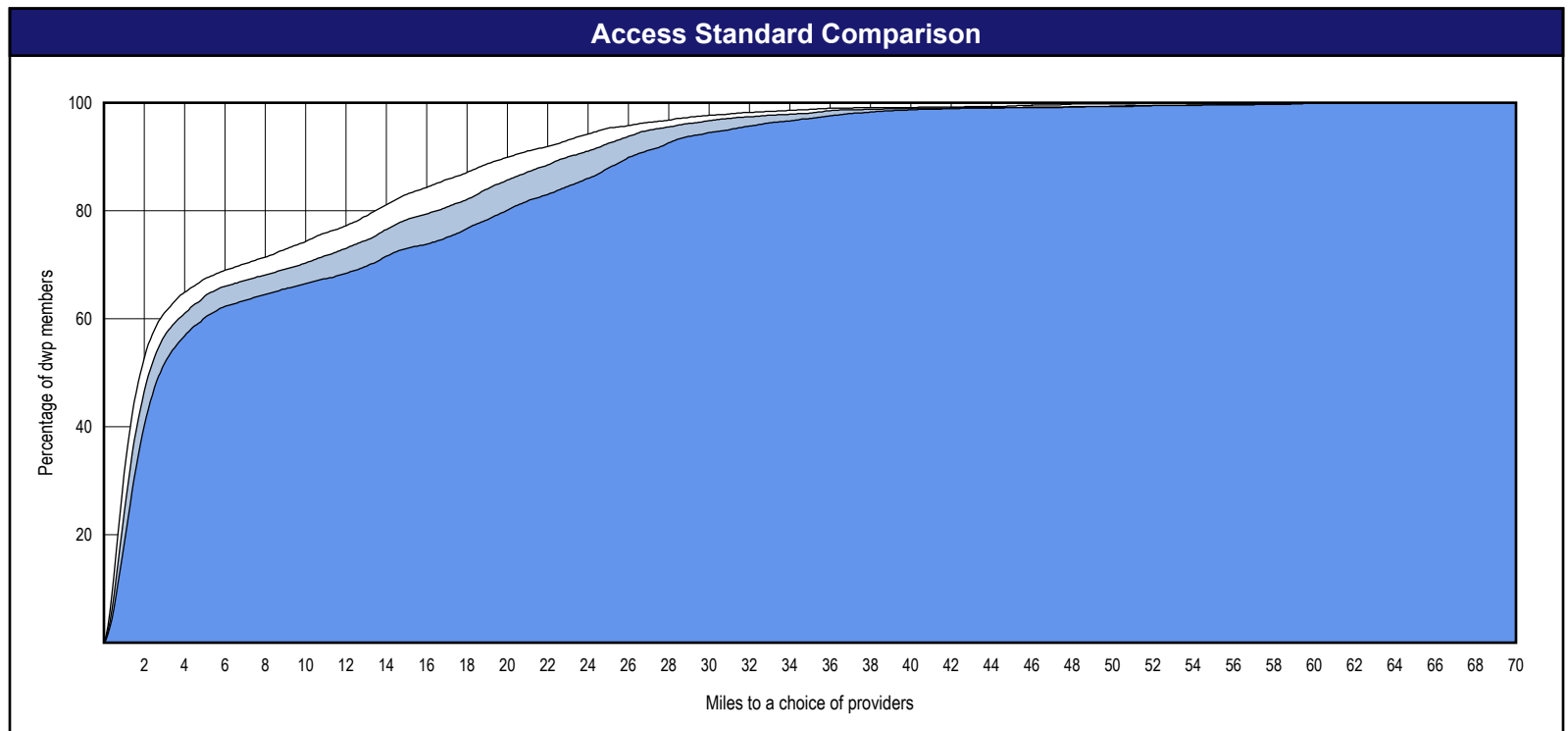
- 1st closest
- 2nd closest
- 3rd closest

¹ The Access Standard is defined as (DWP Members (Iowa)) dwp members accessing:
1 (Primary Care Dentist (Iowa)) provider in 60 miles and 60 minutes



Distances/Times

	Average
Distance/Time to 1st closest provider	6.6 miles 7.3 mins
Distance/Time to 2nd closest provider	7.8 miles 8.7 mins
Distance/Time to 3rd closest provider	9.3 miles 10.4 mins



Access Overview - Orthodontists (60 miles/60 minutes)

February 18, 2022

Access Analysis
Orthodontists (60 miles/60 minutes)

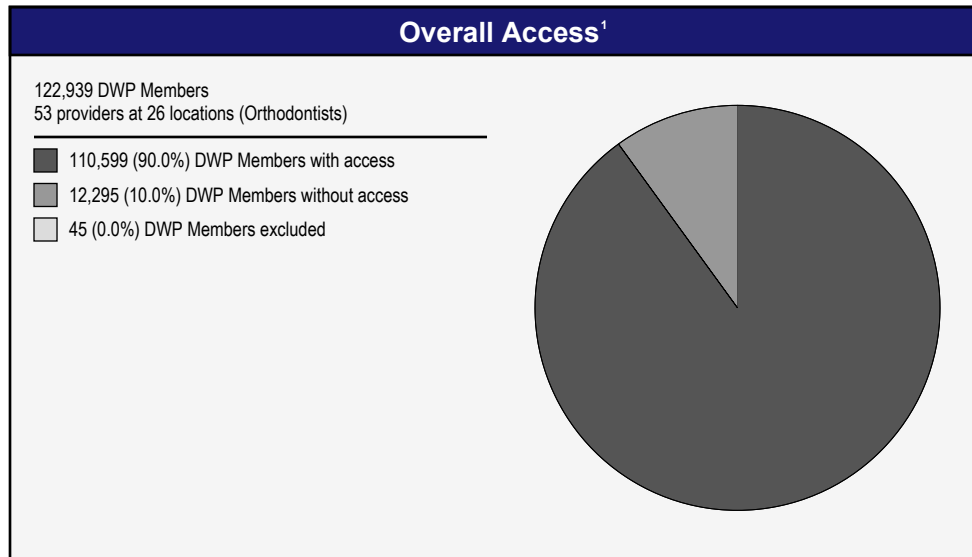
DWP Member / Provider Groups
DWP Members (Iowa)
Orthodontists (Iowa)

Comparison Graph
Percent of dwp members with access to a choice of providers over miles

- 1st closest
- 2nd closest
- 3rd closest

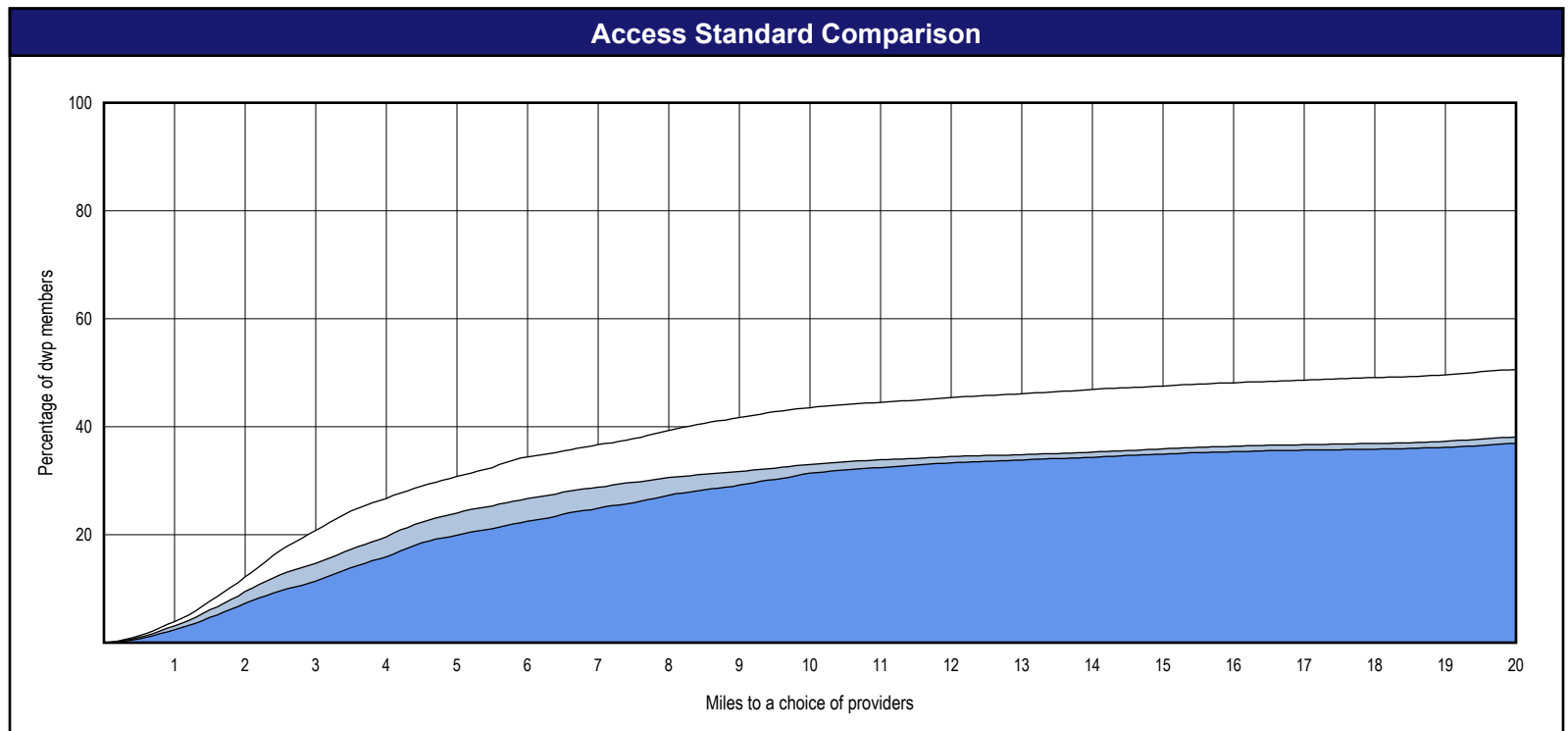
¹ The Access Standard is defined as (DWP Members (Iowa)) dwp members accessing:

1 (Orthodontists (Iowa)) provider in 60 miles and 60 minutes



Distances/Times

	Average
Distance/Time to 1st closest provider	23.1 miles 27.4 mins
Distance/Time to 2nd closest provider	35.8 miles 46.8 mins
Distance/Time to 3rd closest provider	36.6 miles 49.1 mins



Access Overview - Oral Surgeons (60 miles/60 minutes)

February 18, 2022


Access Analysis
Oral Surgeons (60 miles/60 minutes)

DWP Member / Provider Groups
DWP Members (Iowa)
Oral Surgeons (Iowa)

Comparison Graph
Percent of dwp members with access to a choice of providers over miles

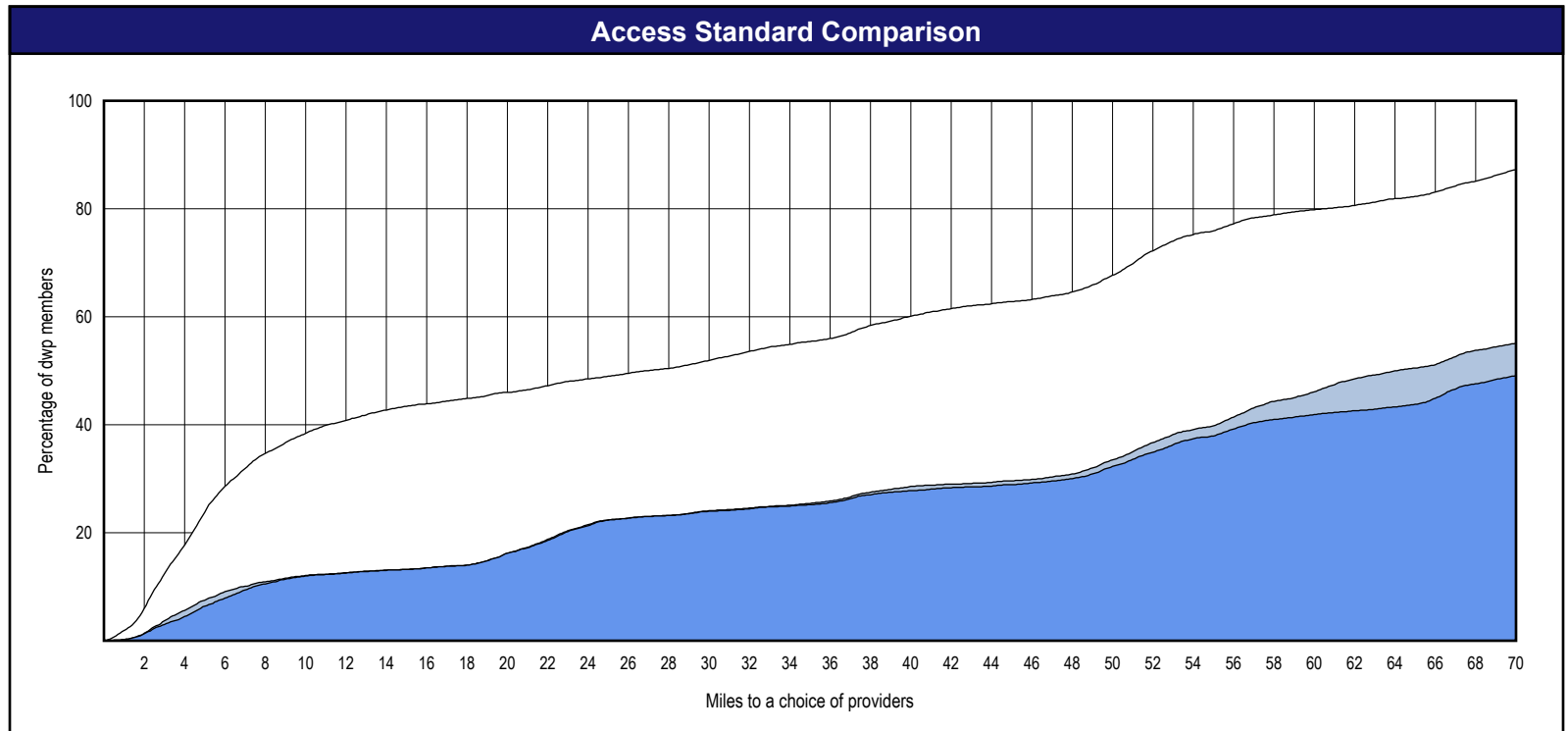
- 1st closest
- 2nd closest
- 3rd closest

¹ The Access Standard is defined as (DWP Members (Iowa)) dwp members accessing:
1 (Oral Surgeons (Iowa)) provider in 60 miles and 60 minutes



Distances/Times

	Average
Distance/Time to 1st closest provider	31.9 miles 40.6 mins
Distance/Time to 2nd closest provider	61.4 miles 77.5 mins
Distance/Time to 3rd closest provider	66.4 miles 82.1 mins



Access Overview - Endodontists (60 miles/60 minutes)

February 18, 2022

Access Analysis
Endodontists (60 miles/60 minutes)

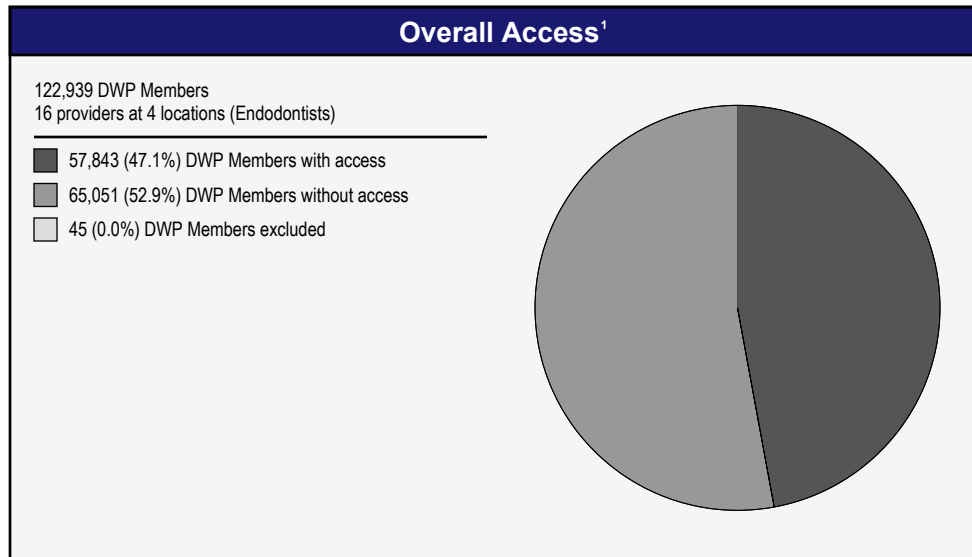
DWP Member / Provider Groups
DWP Members (Iowa)
Endodontists (Iowa)

Comparison Graph
Percent of dwp members with access to a choice of providers over miles

- 1st closest
- 2nd closest
- 3rd closest

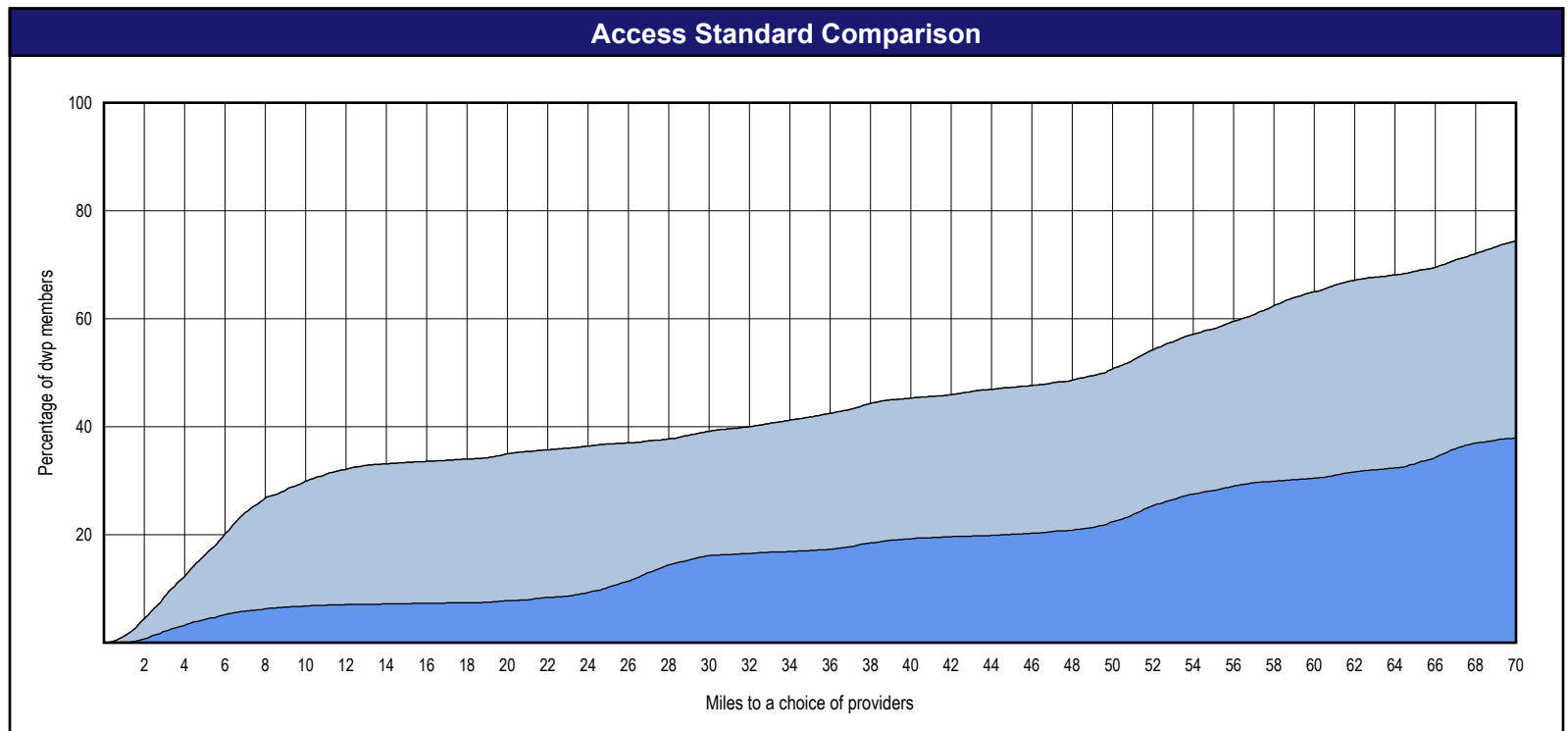
¹ The Access Standard is defined as (DWP Members (Iowa)) dwp members accessing:

1 (Endodontists (Iowa)) provider in 60 miles and 60 minutes



Distances/Times

	Average
Distance/Time to 1st closest provider	46.0 miles 64.6 mins
Distance/Time to 2nd closest provider	46.0 miles 64.6 mins
Distance/Time to 3rd closest provider	77.7 miles 109.0 mins



Access Overview - Prosthodontists (60 miles/60 minutes)

February 18, 2022

Access Analysis
Prosthodontists (60 miles/60 minutes)


DWP Member / Provider Groups
DWP Members (Iowa)
Prosthodontists (Iowa)

Comparison Graph
Percent of dwp members with access to a choice of providers over miles

- 1st closest
- 2nd closest
- 3rd closest

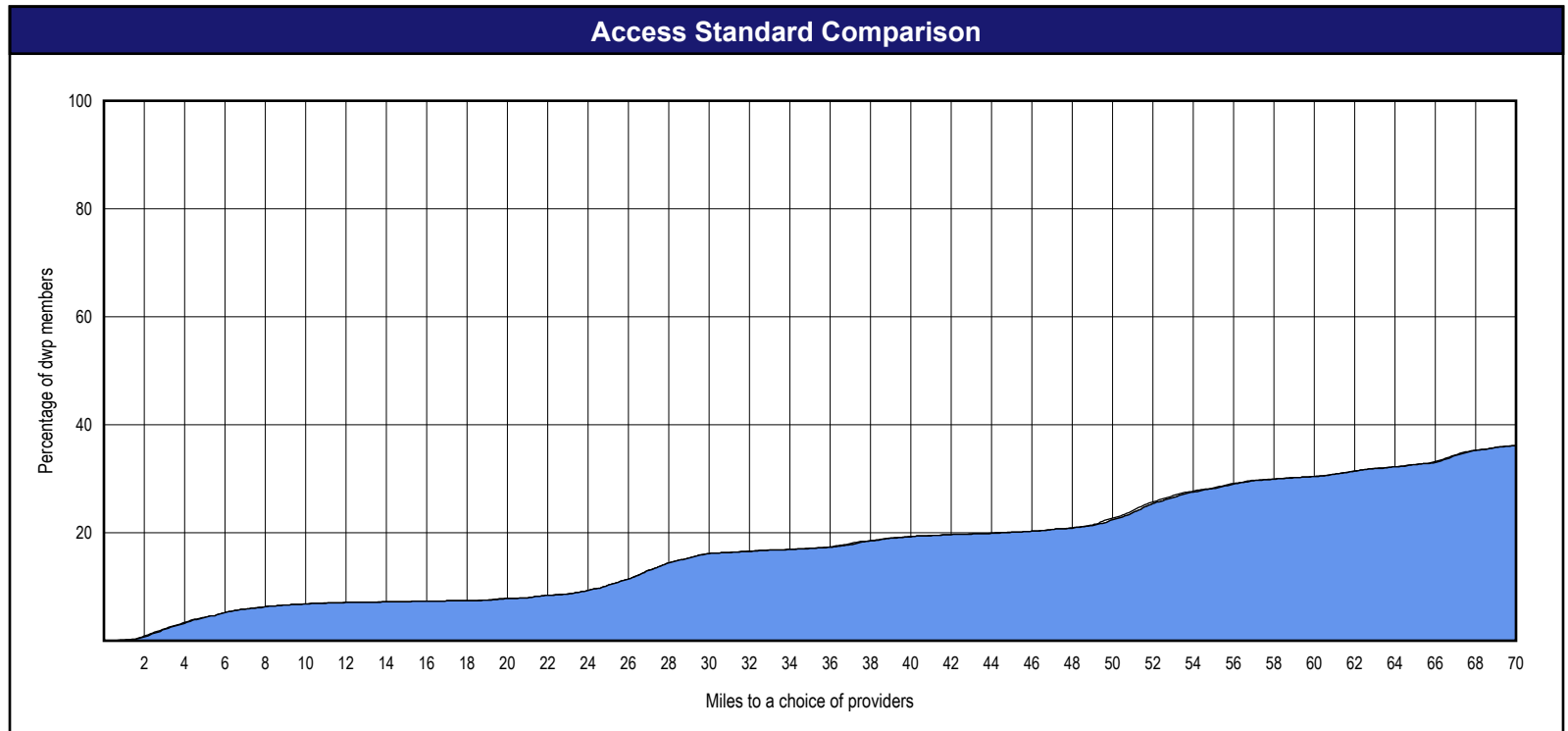
¹ The Access Standard is defined as (DWP Members (Iowa)) dwp members accessing:

1 (Prosthodontists (Iowa)) provider in 60 miles and 60 minutes



Distances/Times

	Average
Distance/Time to 1st closest provider	79.3 miles 120.0 mins
Distance/Time to 2nd closest provider	79.3 miles 120.1 mins
Distance/Time to 3rd closest provider	79.3 miles 120.1 mins



Access Overview - Periodontists (60 miles/60 minutes)

February 18, 2022

Access Analysis
Periodontists (60 miles/60 minutes)


DWP Member / Provider Groups
DWP Members (Iowa)
Periodontists (Iowa)

Comparison Graph
Percent of dwp members with access to a choice of providers over miles

- 1st closest
- 2nd closest
- 3rd closest

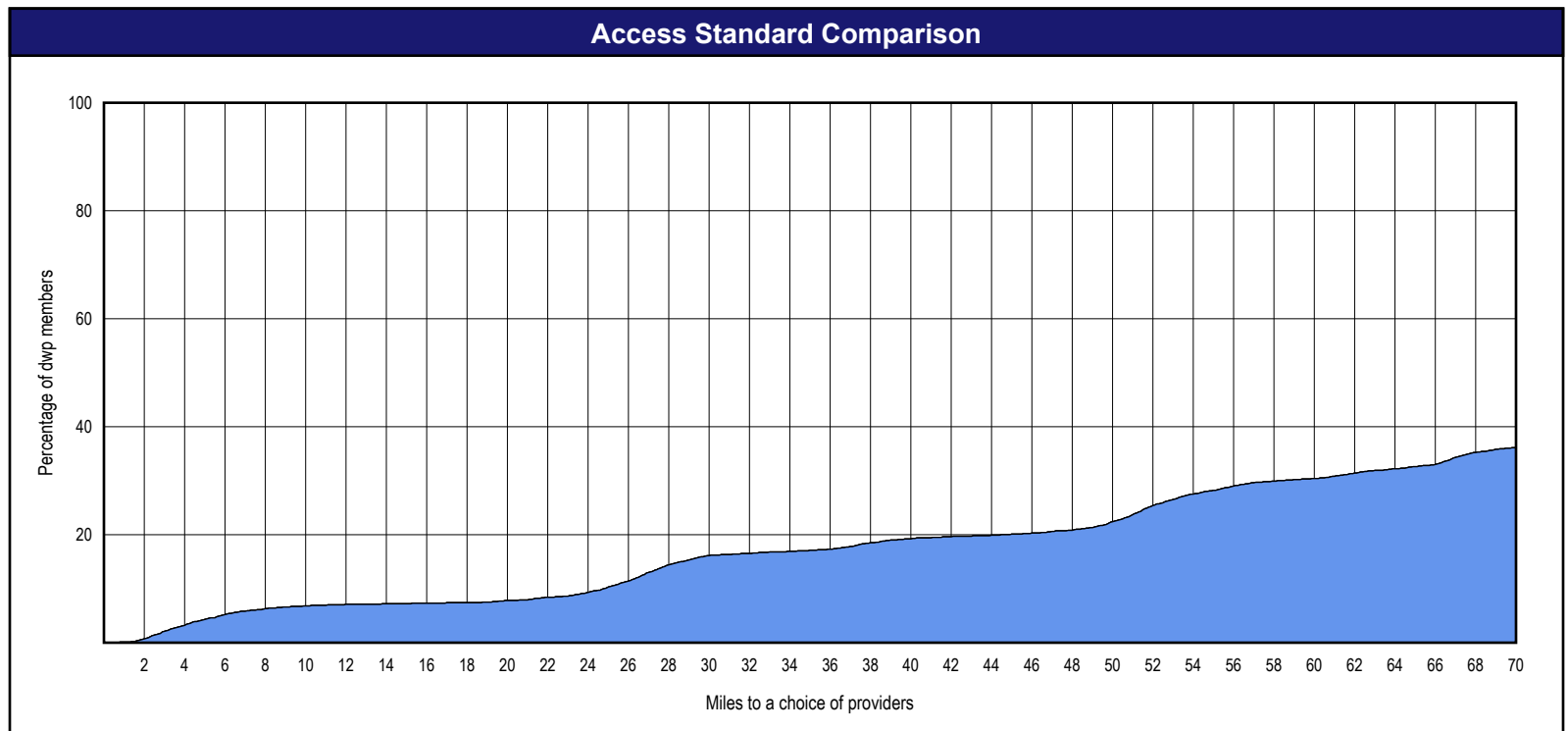
¹ The Access Standard is defined as (DWP Members (Iowa)) dwp members accessing:

1 (Periodontists (Iowa)) provider in 60 miles and 60 minutes



Distances/Times

	Average
Distance/Time to 1st closest provider	79.3 miles 120.1 mins
Distance/Time to 2nd closest provider	79.3 miles 120.1 mins
Distance/Time to 3rd closest provider	79.3 miles 120.1 mins



Access Overview - All Dentists (90 miles/90 minutes)

February 18, 2022

Access Analysis

All Dentists (90 miles/90 minutes)

DWP Member / Provider Groups

DWP Members (Iowa)

All Dentists (Iowa)


Comparison Graph

Percent of dwp members with access to a choice of providers over miles

- 1st closest
- 2nd closest
- 3rd closest

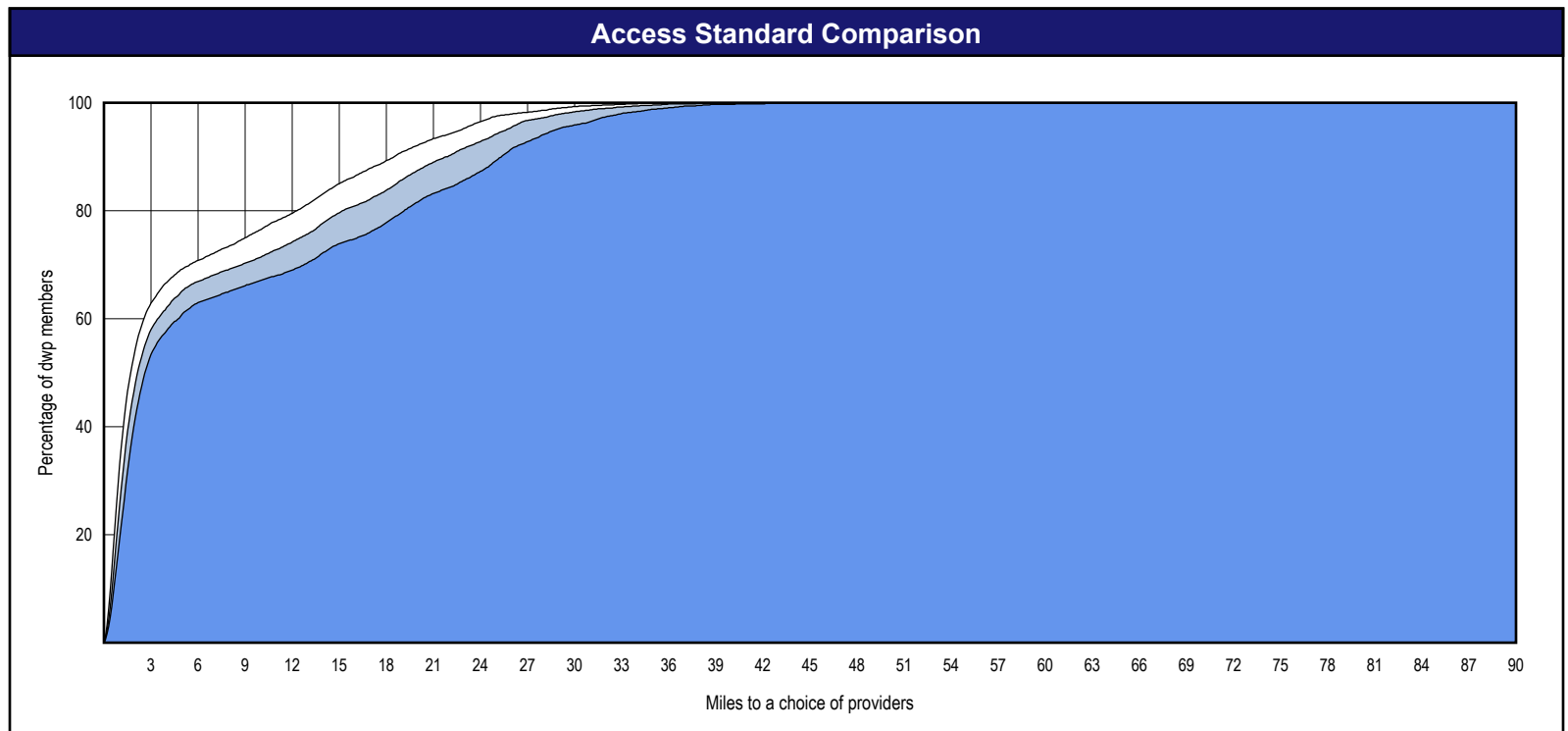
¹ The Access Standard is defined as (DWP Members (Iowa)) dwp members accessing:

1 (All Dentists (Iowa)) provider in 90 miles and 90 minutes



Distances/Times

	Average
Distance/Time to 1st closest provider	5.8 miles 6.4 mins
Distance/Time to 2nd closest provider	7.1 miles 7.9 mins
Distance/Time to 3rd closest provider	8.7 miles 9.7 mins



Access Overview - Primary Care Dentist (90 miles/90 minutes)

February 18, 2022

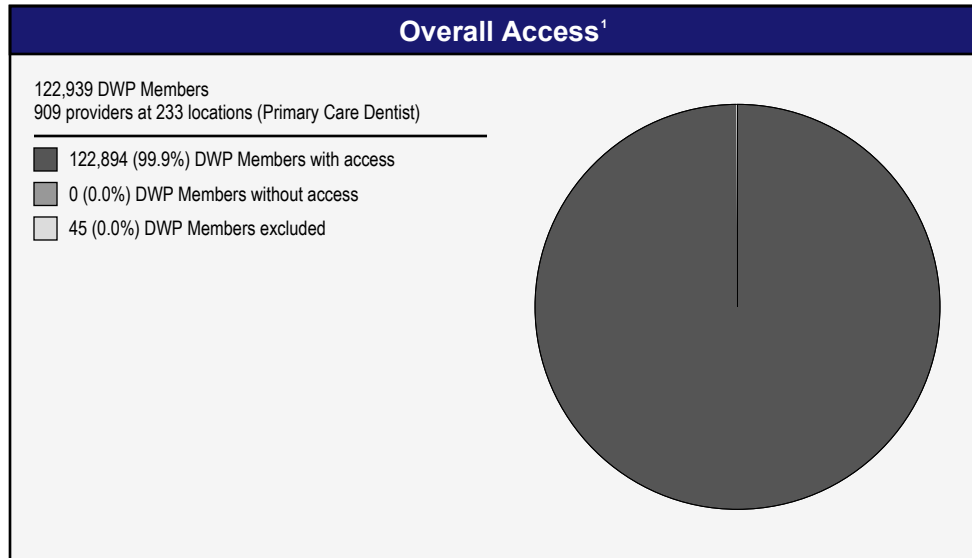
Access Analysis
 Primary Care Dentist (90 miles/90 minutes)

DWP Member / Provider Groups
 DWP Members (Iowa)
 Primary Care Dentist (Iowa)

Comparison Graph
 Percent of dwp members with access to a choice of providers over miles

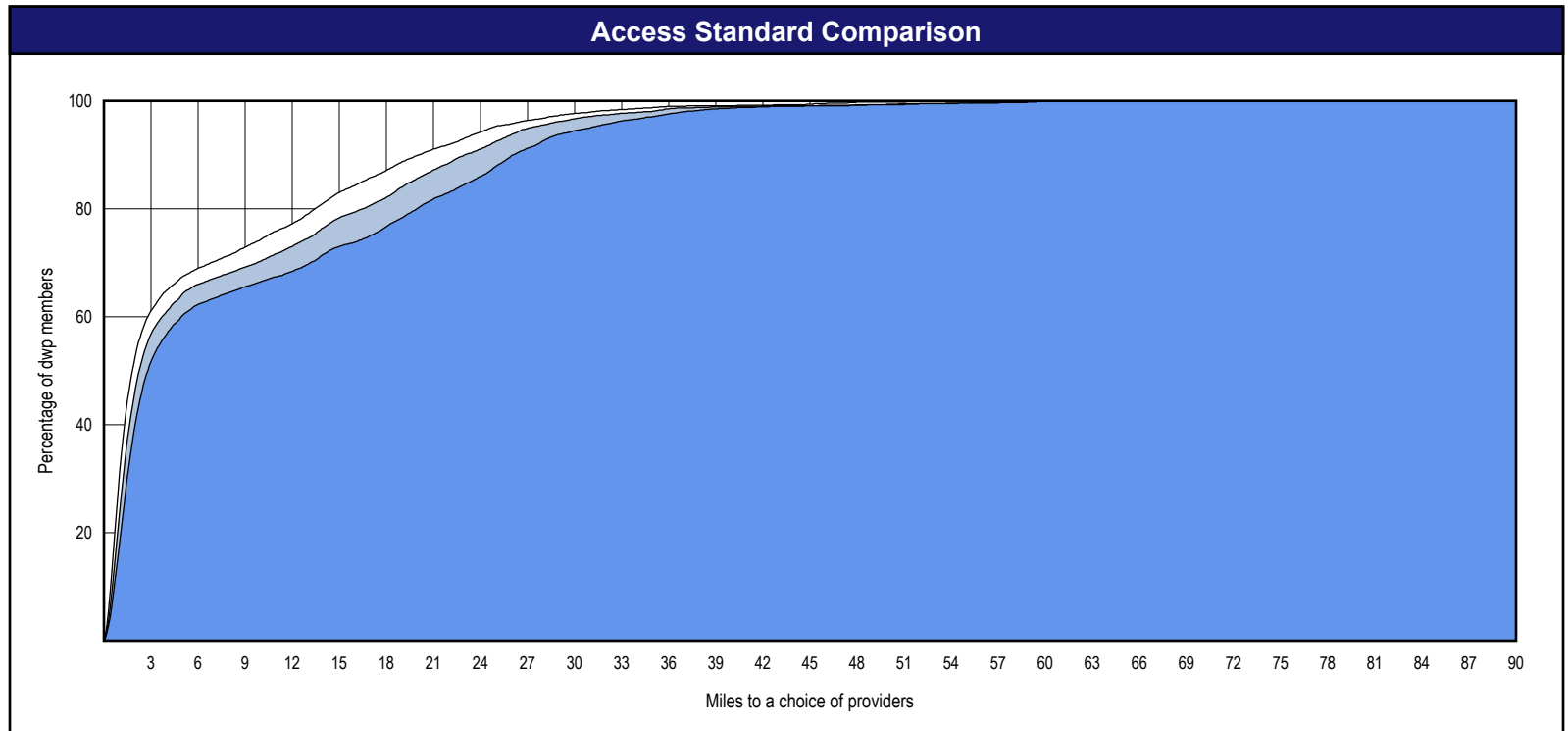
- 1st closest
- 2nd closest
- 3rd closest

¹ The Access Standard is defined as (DWP Members (Iowa)) dwp members accessing:
 1 (Primary Care Dentist (Iowa)) provider in 90 miles and 90 minutes



Distances/Times

	Average
Distance/Time to 1st closest provider	6.6 miles 7.3 mins
Distance/Time to 2nd closest provider	7.8 miles 8.7 mins
Distance/Time to 3rd closest provider	9.3 miles 10.4 mins



Access Overview - Orthodontists (90 miles/90 minutes)

February 18, 2022

Access Analysis
Orthodontists (90 miles/90 minutes)

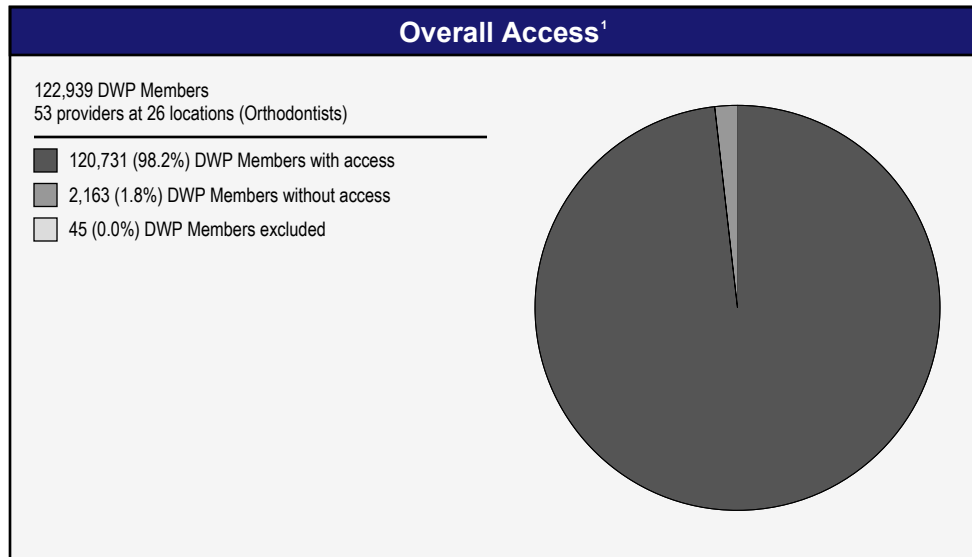
DWP Member / Provider Groups
DWP Members (Iowa)
Orthodontists (Iowa)

Comparison Graph
Percent of dwp members with access to a choice of providers over miles

- 1st closest
- 2nd closest
- 3rd closest

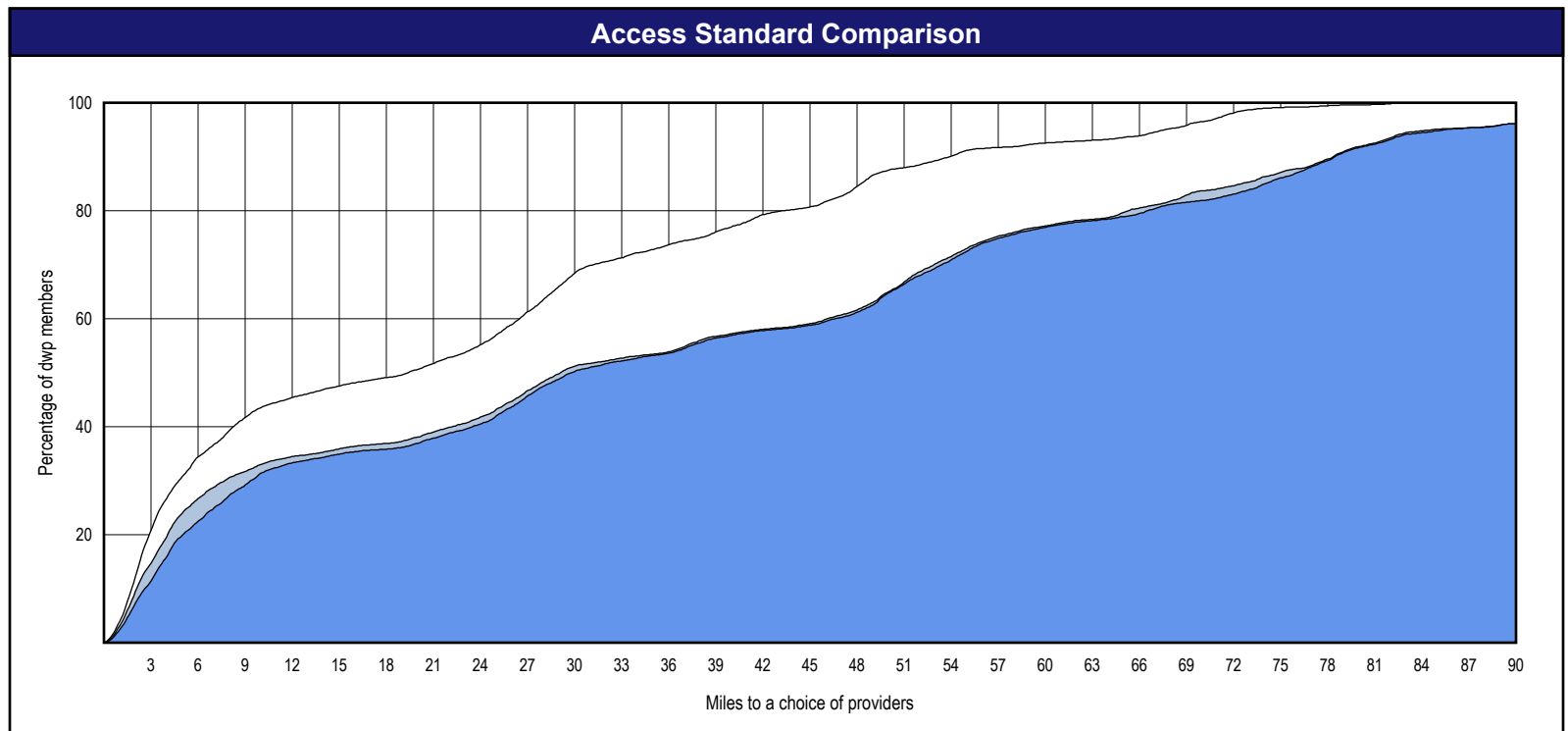
¹ The Access Standard is defined as (DWP Members (Iowa)) dwp members accessing:

1 (Orthodontists (Iowa)) provider in 90 miles and 90 minutes



Distances/Times

	Average
Distance/Time to 1st closest provider	23.1 miles 27.4 mins
Distance/Time to 2nd closest provider	35.8 miles 46.8 mins
Distance/Time to 3rd closest provider	36.6 miles 49.1 mins



Access Overview - Oral Surgeons (90 miles/90 minutes)

February 18, 2022

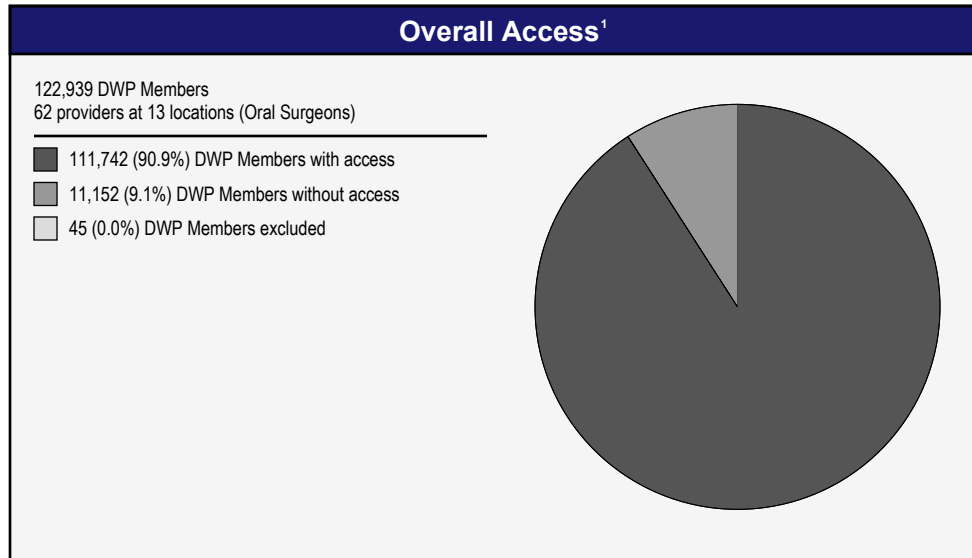
Access Analysis
Oral Surgeons (90 miles/90 minutes)

DWP Member / Provider Groups
DWP Members (Iowa)
Oral Surgeons (Iowa)

Comparison Graph
Percent of dwp members with access to a choice of providers over miles

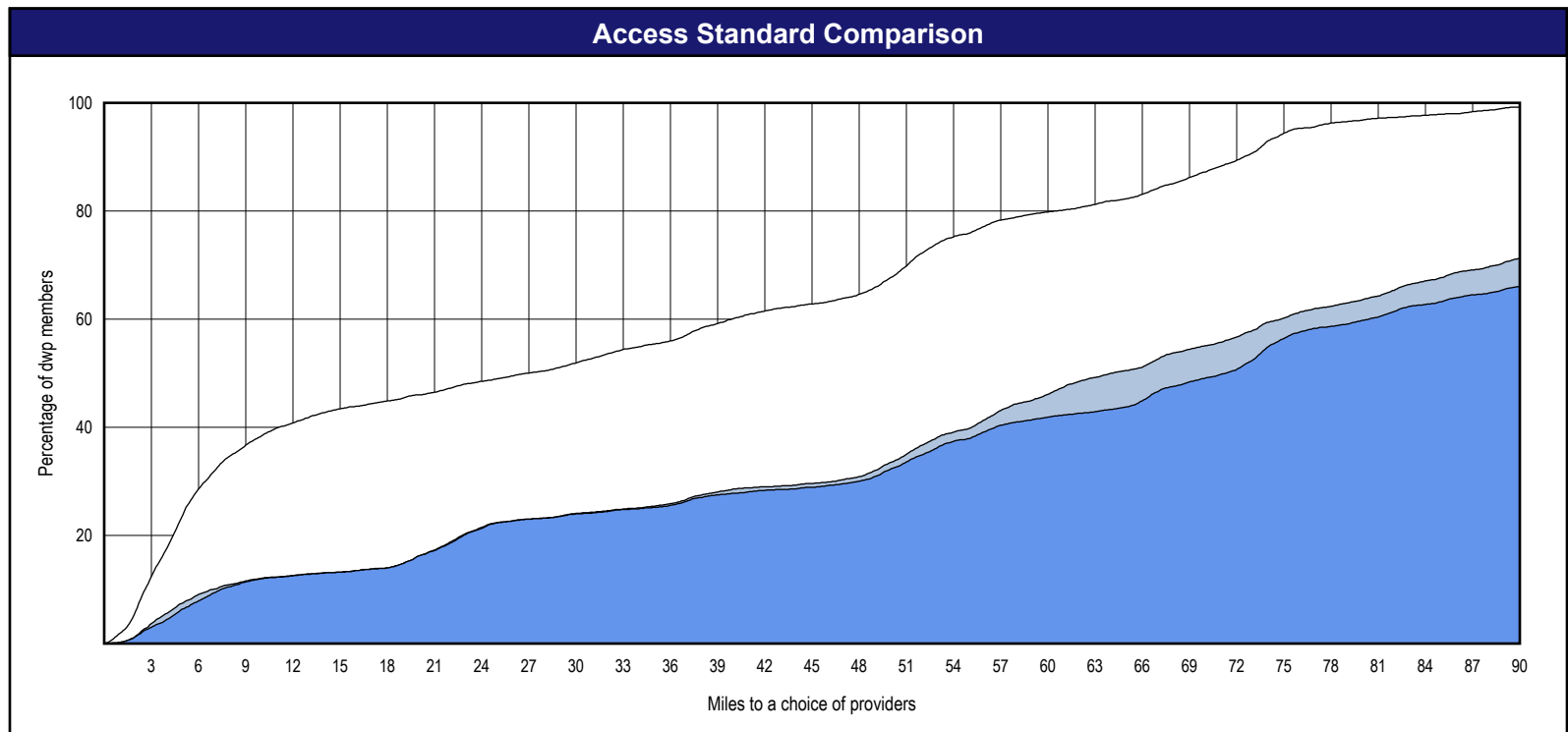
- 1st closest
- 2nd closest
- 3rd closest

¹ The Access Standard is defined as (DWP Members (Iowa)) dwp members accessing:
1 (Oral Surgeons (Iowa)) provider in 90 miles and 90 minutes



Distances/Times

	Average
Distance/Time to 1st closest provider	31.9 miles 40.6 mins
Distance/Time to 2nd closest provider	61.4 miles 77.5 mins
Distance/Time to 3rd closest provider	66.4 miles 82.1 mins



Access Overview - Endodontists (90 miles/90 minutes)

February 18, 2022

Access Analysis
Endodontists (90 miles/90 minutes)


DWP Member / Provider Groups
DWP Members (Iowa)
Endodontists (Iowa)

Comparison Graph
Percent of dwp members with access to a choice of providers over miles

- 1st closest
- 2nd closest
- 3rd closest

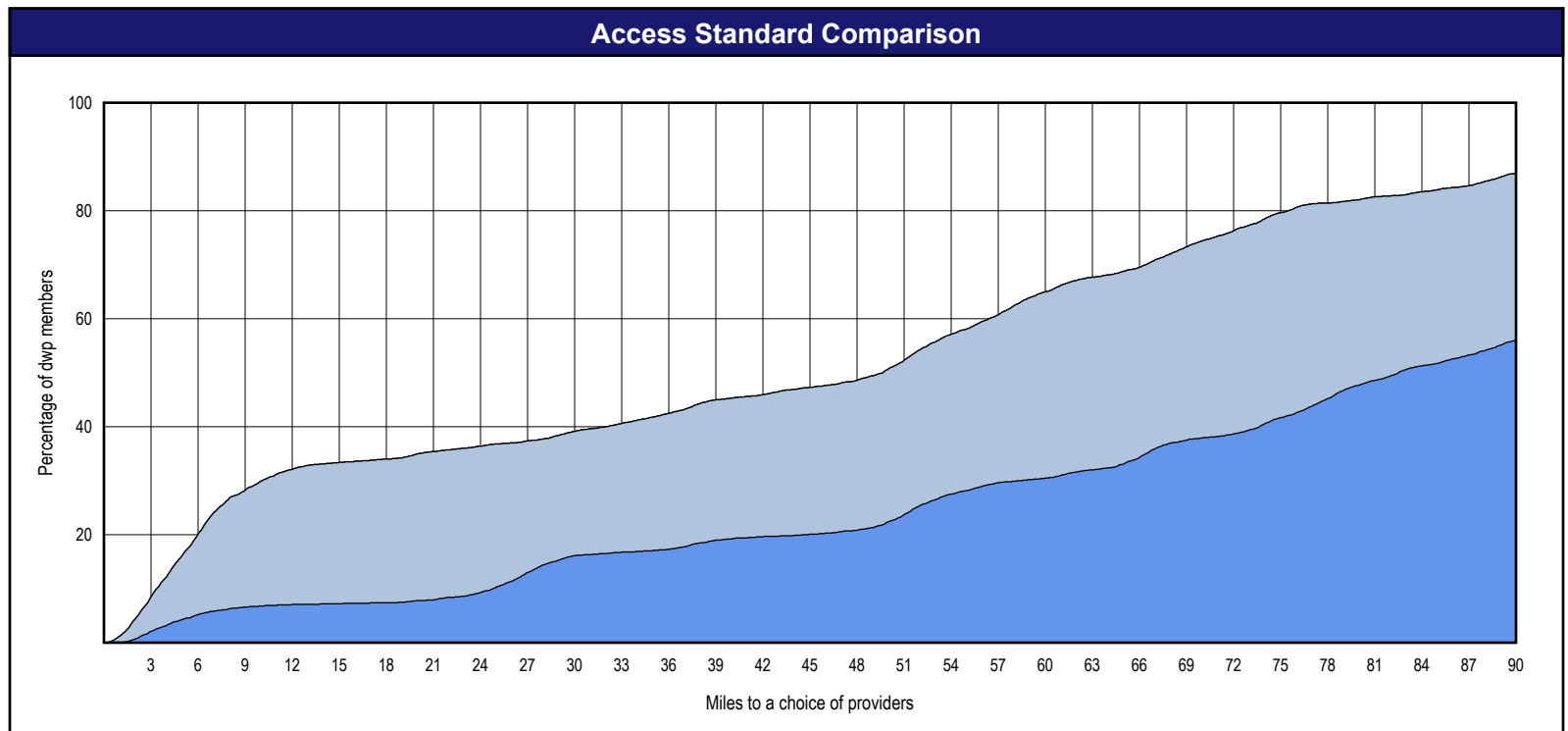
¹ The Access Standard is defined as (DWP Members (Iowa)) dwp members accessing:

1 (Endodontists (Iowa)) provider in 90 miles and 90 minutes



Distances/Times

	Average
Distance/Time to 1st closest provider	46.0 miles 64.6 mins
Distance/Time to 2nd closest provider	46.0 miles 64.6 mins
Distance/Time to 3rd closest provider	77.7 miles 109.0 mins



Access Overview - Prosthodontists (90 miles/90 minutes)

February 18, 2022

Access Analysis
Prosthodontists (90 miles/90 minutes)


DWP Member / Provider Groups
DWP Members (Iowa)
Prosthodontists (Iowa)

Comparison Graph
Percent of dwp members with access to a choice of providers over miles

- 1st closest
- 2nd closest
- 3rd closest

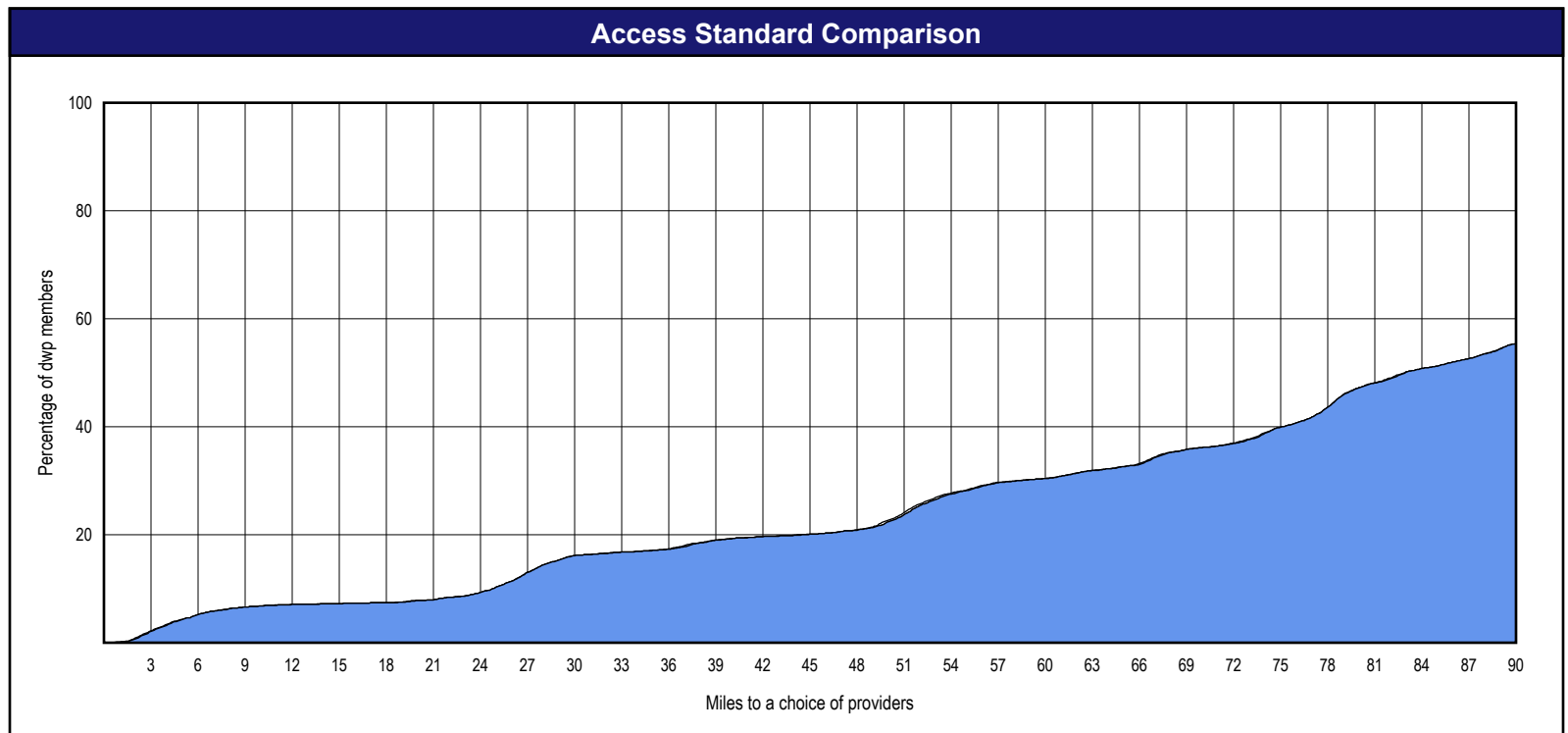
¹ The Access Standard is defined as (DWP Members (Iowa)) dwp members accessing:

1 (Prosthodontists (Iowa)) provider in 90 miles and 90 minutes



Distances/Times

	Average
Distance/Time to 1st closest provider	79.3 miles 120.0 mins
Distance/Time to 2nd closest provider	79.3 miles 120.1 mins
Distance/Time to 3rd closest provider	79.3 miles 120.1 mins



Access Overview - Periodontists (90 miles/90 minutes)

February 18, 2022

Access Analysis
Periodontists (90 miles/90 minutes)


DWP Member / Provider Groups
DWP Members (Iowa)
Periodontists (Iowa)

Comparison Graph
Percent of dwp members with access to a choice of providers over miles

- 1st closest
- 2nd closest
- 3rd closest

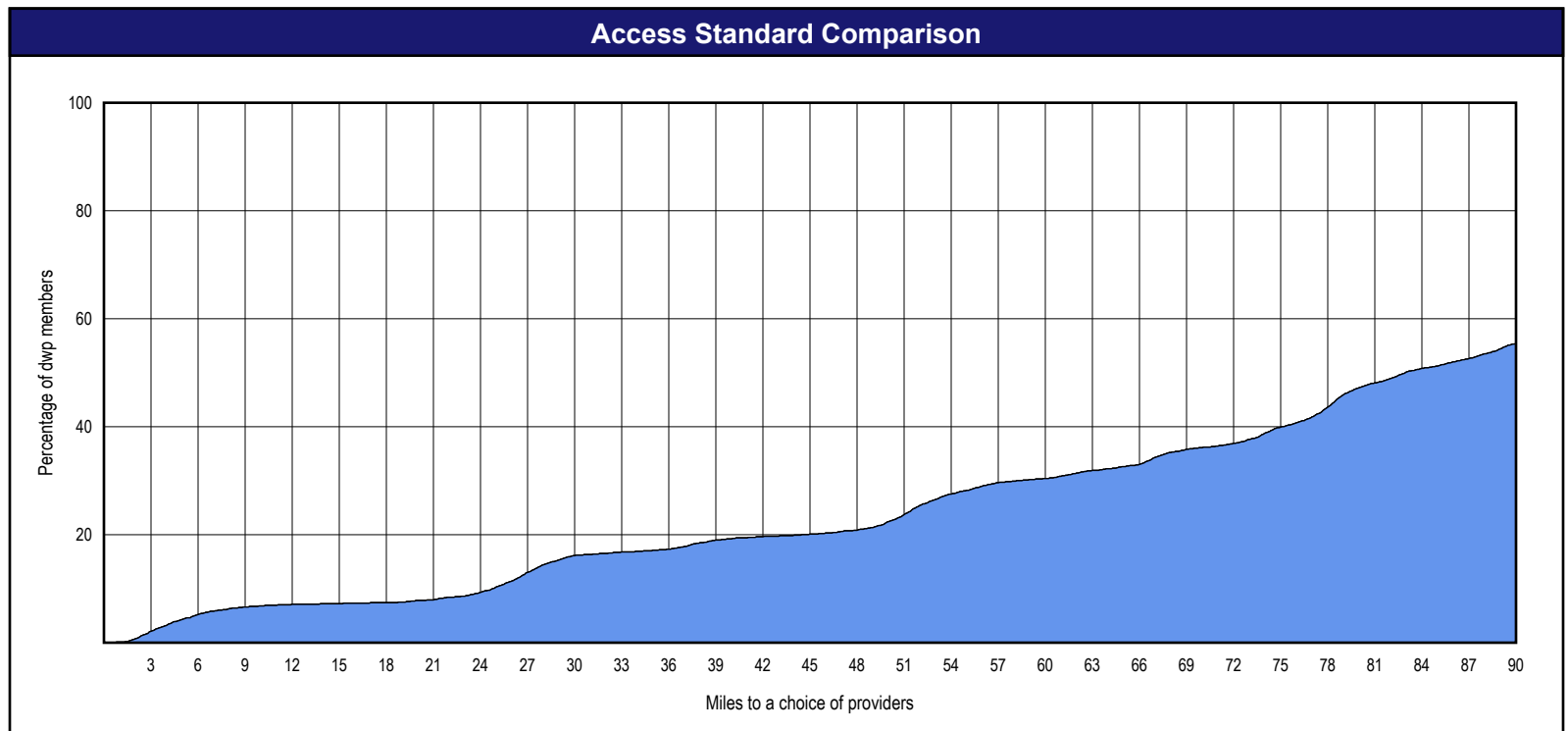
¹ The Access Standard is defined as (DWP Members (Iowa)) dwp members accessing:

1 (Periodontists (Iowa)) provider in 90 miles and 90 minutes



Distances/Times

	Average
Distance/Time to 1st closest provider	79.3 miles 120.1 mins
Distance/Time to 2nd closest provider	79.3 miles 120.1 mins
Distance/Time to 3rd closest provider	79.3 miles 120.1 mins



All Dentists Access Map

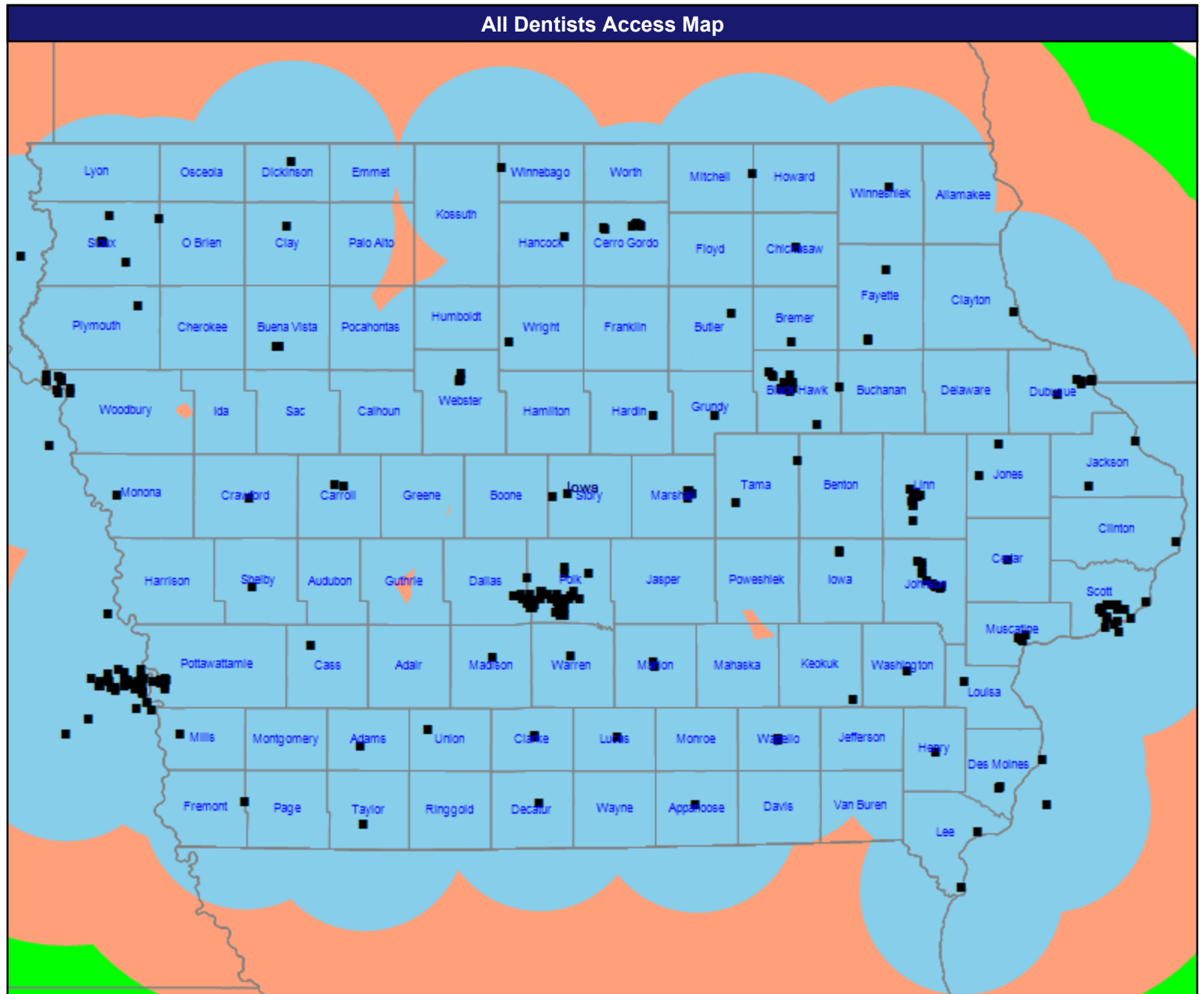
February 18, 2022

All Dentists

Total Providers: 1,152

- All providers
- 30 mile radius
- 60 mile radius
- 90 mile radius

41.42 miles



Endodontists Access Map

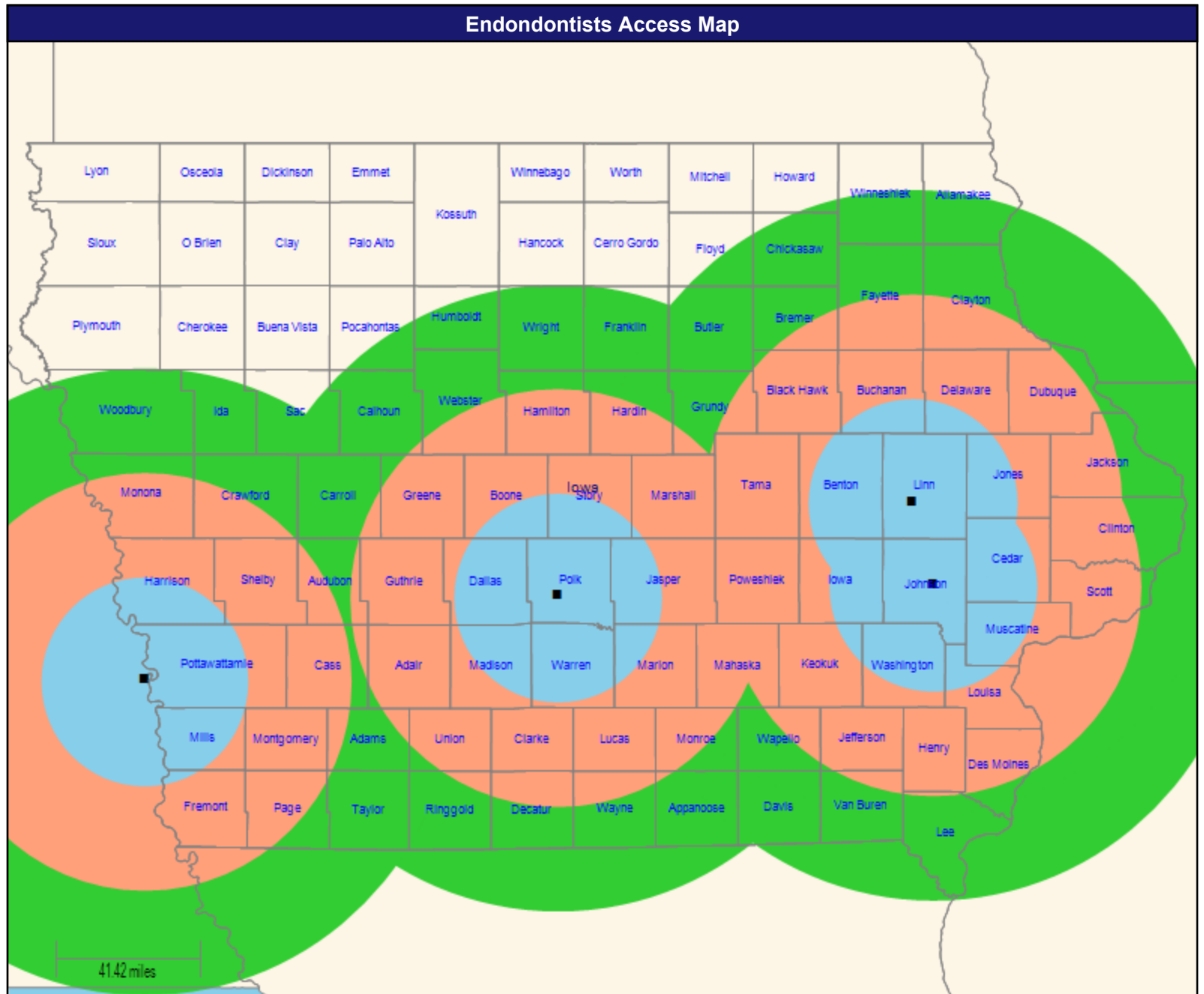
February 18, 2022

Endodontists

Total Providers: 16

- All providers
- 30 mile radius
- 60 mile radius
- 90 mile radius

41.42 miles



Primary Care Dentist Access Map

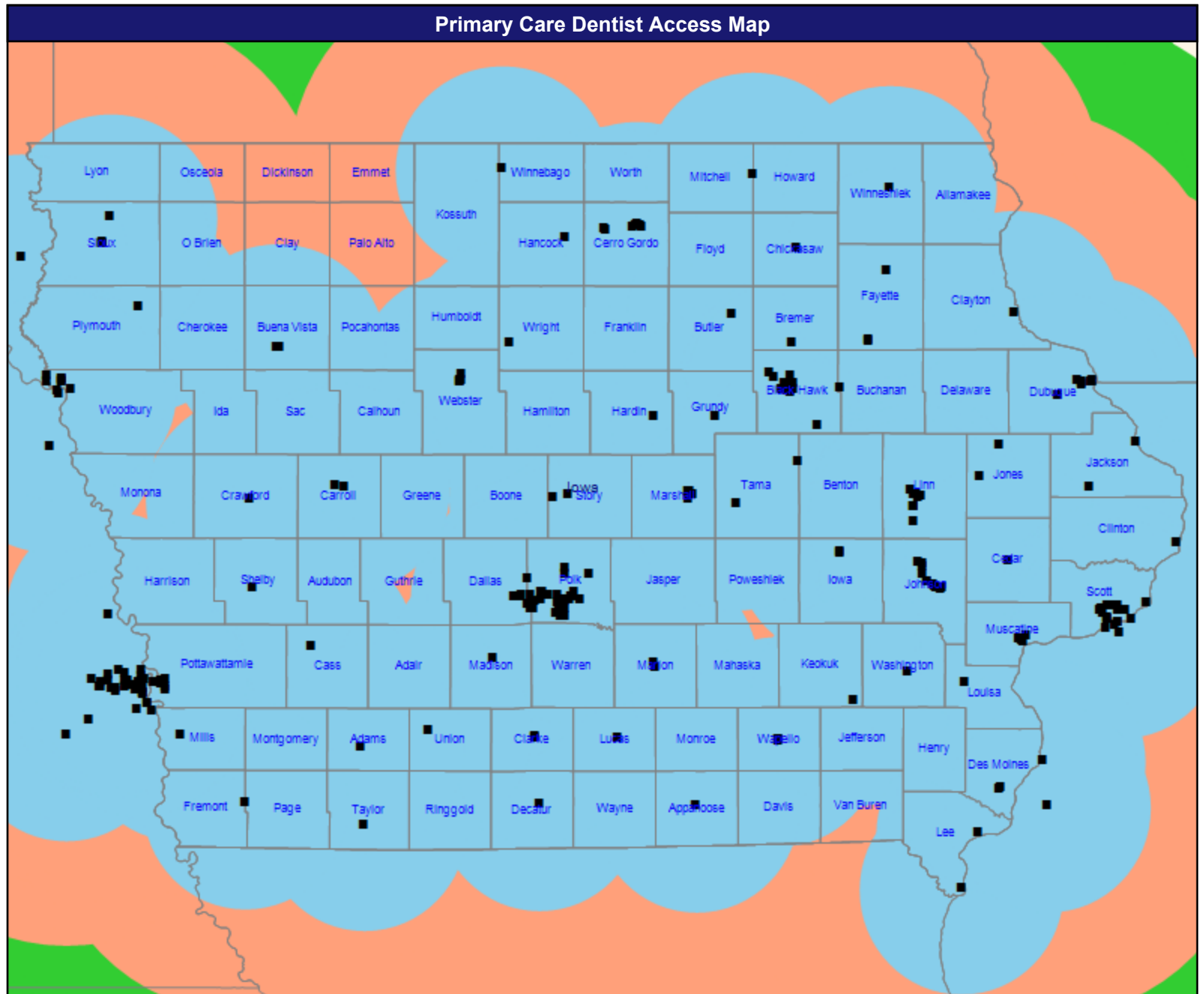
February 18, 2022

Primary Care Dentist

Total Providers: 955

- All providers
- 30 mile radius
- 60 mile radius
- 90 mile radius

41.42 miles



Oral Surgeons Access Map

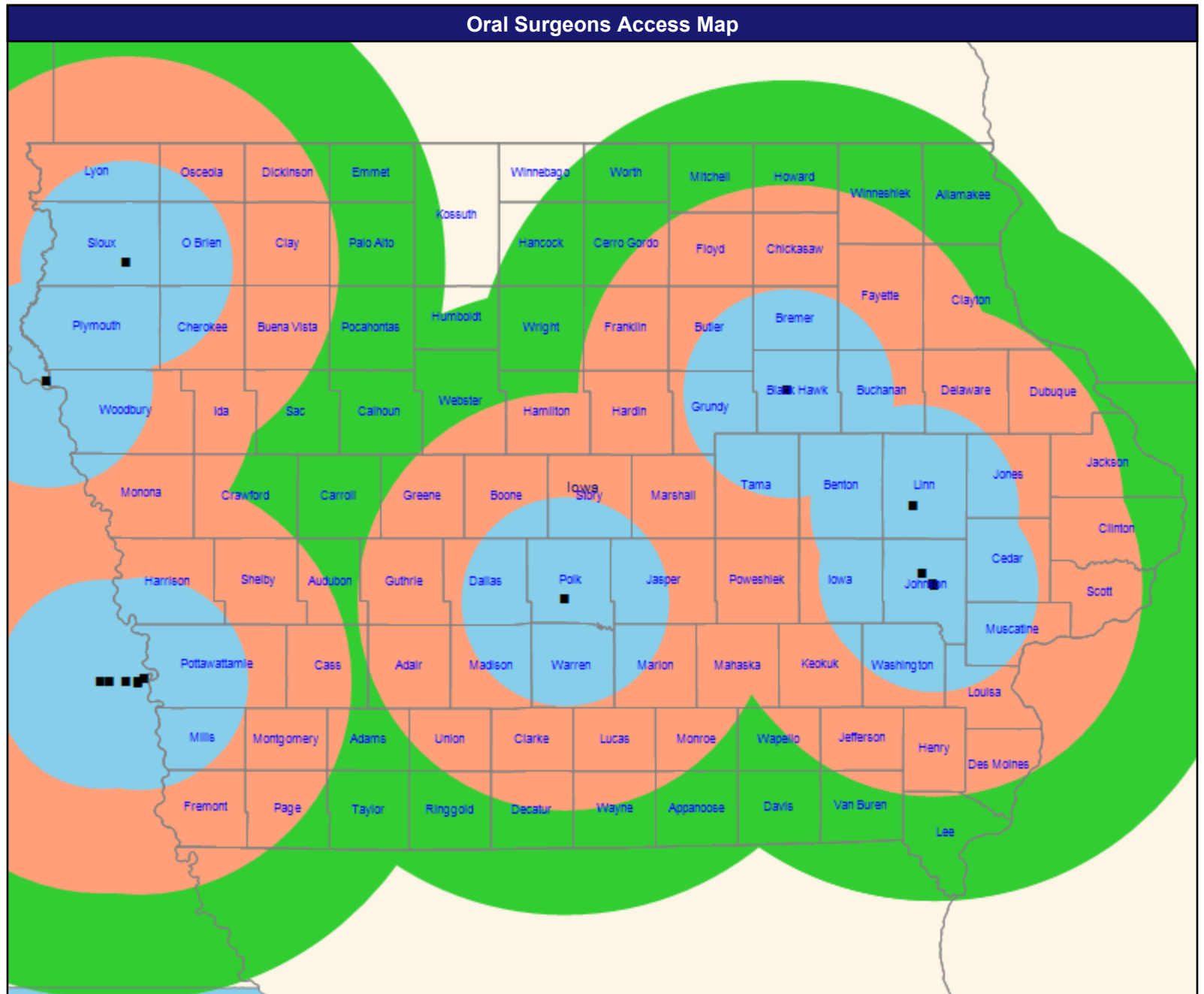
February 18, 2022

Oral Surgeons

Total Providers: 66

- All providers
- 30 mile radius
- 60 mile radius
- 90 mile radius

41.42 miles



Orthodontists Access Map

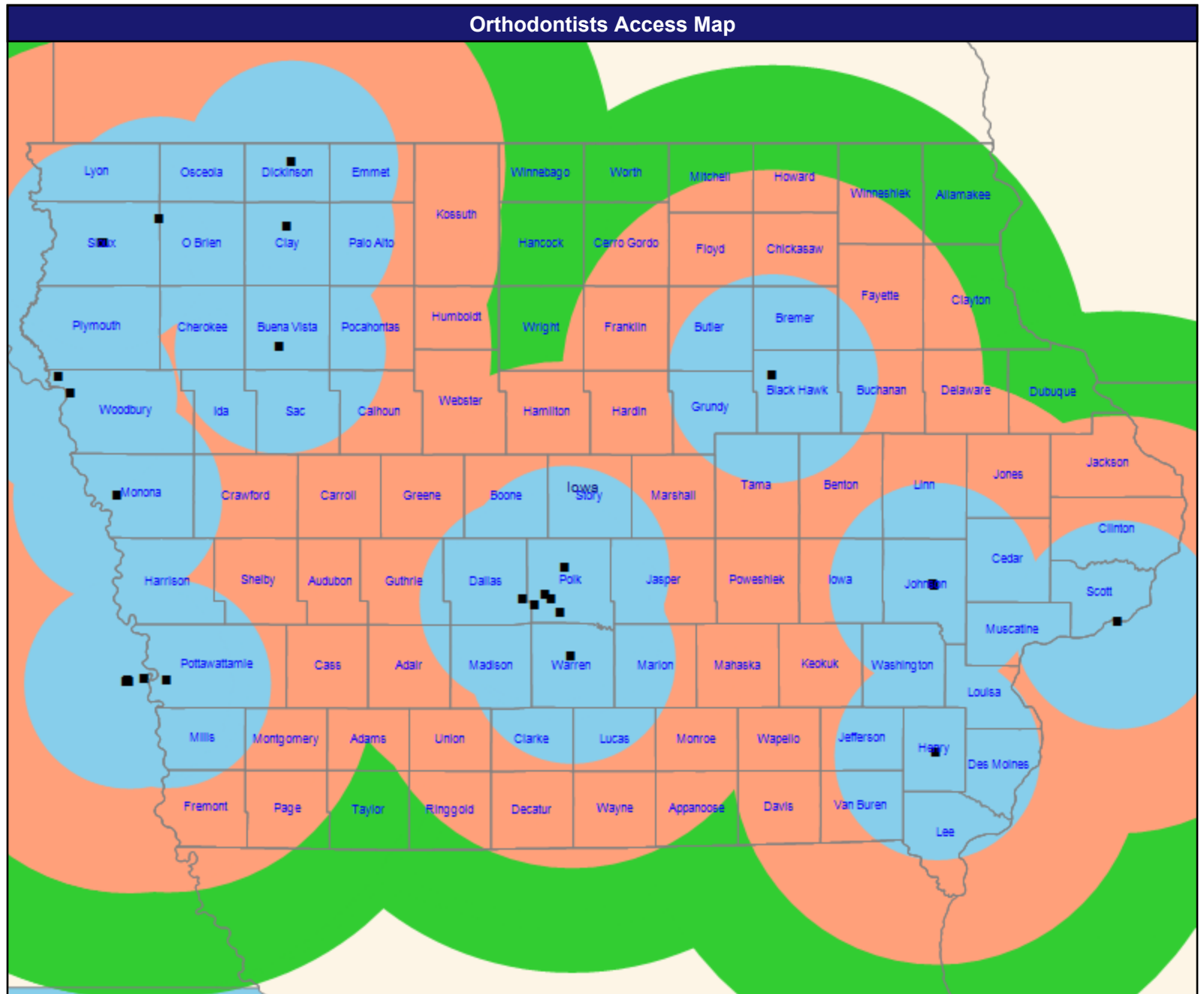
February 18, 2022

Orthodontists

Total Providers: 53

- All providers
- 30 mile radius
- 60 mile radius
- 90 mile radius

41.42 miles



Periodontists Access Map

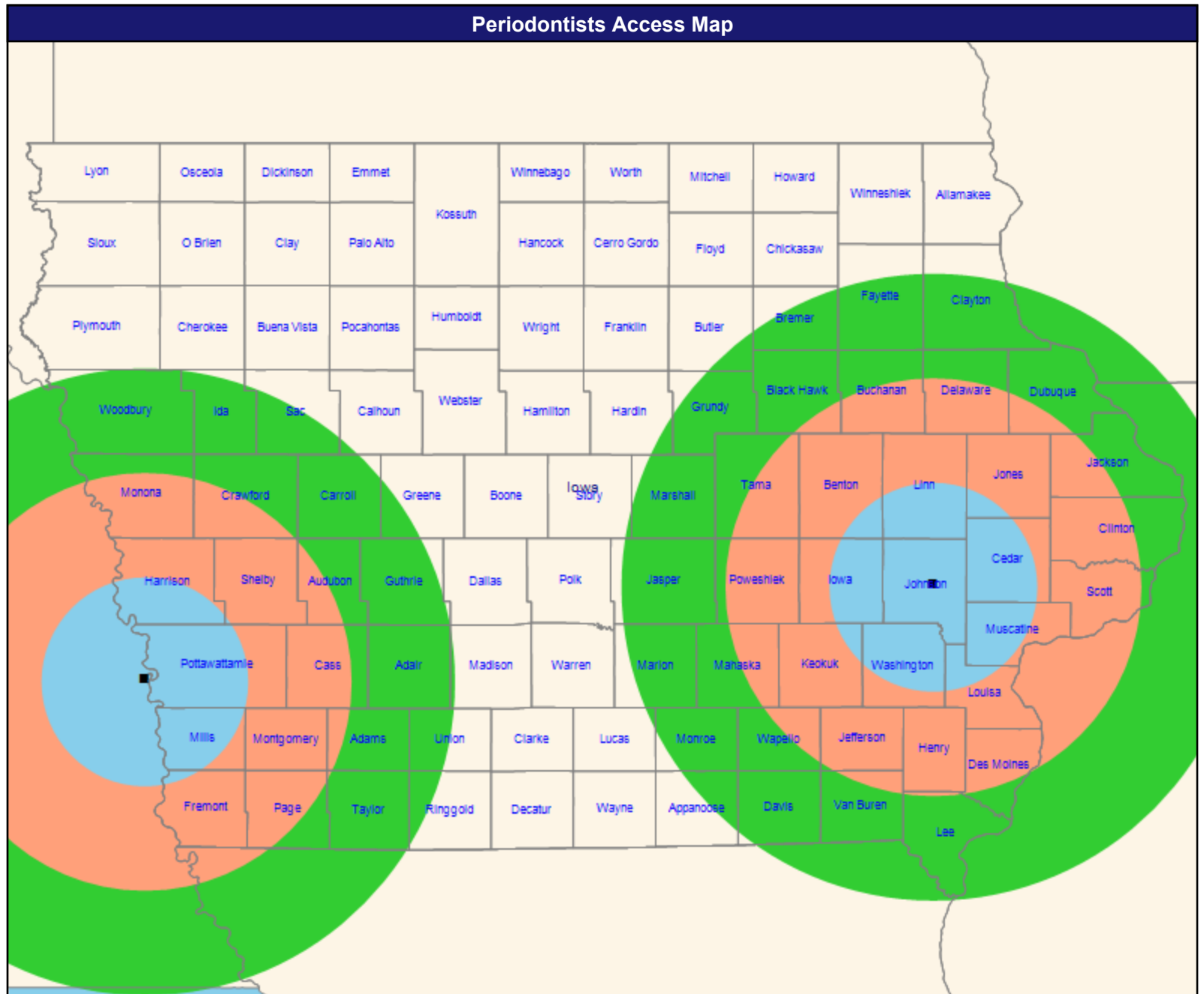
February 18, 2022

Periodontists

Total Providers: 15

- All providers
- 30 mile radius
- 60 mile radius
- 90 mile radius

41.42 miles



Prosthodontists Access Map

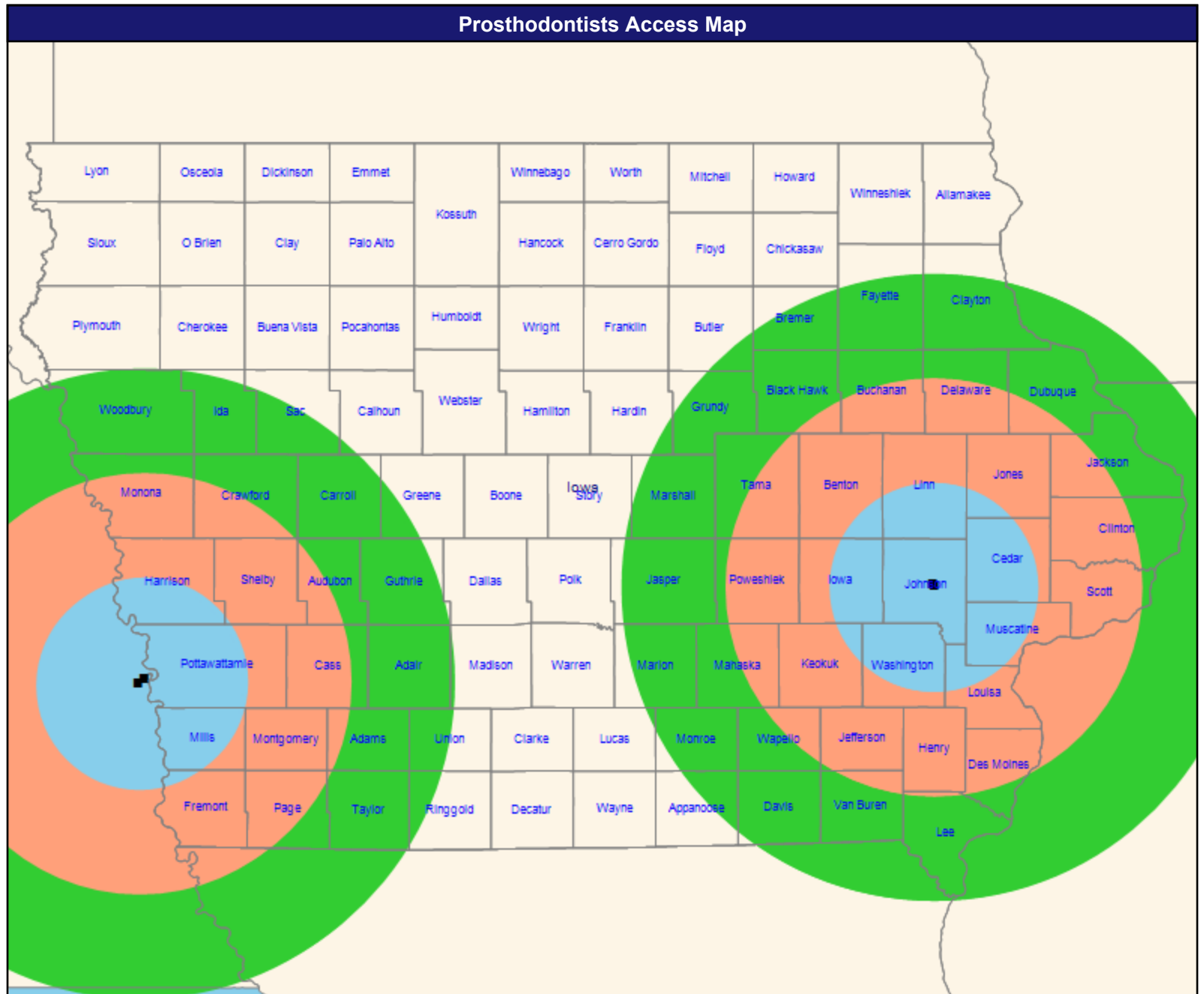
February 18, 2022

Prosthodontists

Total Providers: 22

- All providers
- 30 mile radius
- 60 mile radius
- 90 mile radius

41.42 miles



Access Summary By County

February 18, 2022

Access Analysis
All Access

DWP Member Group
DWP Members (Iowa)

Provider Group
Primary Care Dentist (Iowa)
Pediatric Dentists (Iowa)
Endodontists (Iowa)
Oral Surgeons (Iowa)
Orthodontists (Iowa)
Periodontists (Iowa)
Prosthodontists (Iowa)

¹ Provider counts represent:
#: Provider access points
P: Unique providers
L: Unique provider locations

** These records have been excluded from the analysis because of invalid zip codes.

All DWP Members												
DWP Member		Provider	With Access		Without Access		Counts ¹			Average Distance		
Group	#	Standard	#	%	#	%	#	P	L	1	2	3
DWP Members	122,894	1 in 30 miles and 30 mins	118,644	96.5	4,250	3.5	909	909	233	6.6	7.8	9.3
		1 in 60 miles and 60 mins	122,821	99.9	73	0.1	909	909	233	6.6	7.8	9.3
DWP Members (Iowa)	122,894	1 in 90 miles and 90 mins	122,894	100.0	0	0.0	909	909	233	6.6	7.8	9.3
		1 in 30 miles and 30 mins	83,453	67.9	39,441	32.1	120	120	47	20.6	25.6	30.9
Primary Care Dentist (Iowa)	107,519	1 in 60 miles and 60 mins	107,519	87.5	15,375	12.5	120	120	47	20.6	25.6	30.9
		1 in 90 miles and 90 mins	122,371	99.6	523	0.4	120	120	47	20.6	25.6	30.9
Pediatric Dentists (Iowa)	44,007	1 in 30 miles and 30 mins	44,007	35.8	78,887	64.2	16	16	4	46.0	46.0	77.7
		1 in 60 miles and 60 mins	57,843	47.1	65,051	52.9	16	16	4	46.0	46.0	77.7
Endodontists (Iowa)	83,998	1 in 90 miles and 90 mins	83,998	68.3	38,896	31.7	16	16	4	46.0	46.0	77.7
		1 in 30 miles and 30 mins	59,706	48.6	63,188	51.4	62	62	13	31.9	61.4	66.4
Oral Surgeons (Iowa)	80,431	1 in 60 miles and 60 mins	80,431	65.4	42,463	34.6	62	62	13	31.9	61.4	66.4
		1 in 90 miles and 90 mins	111,742	90.9	11,152	9.1	62	62	13	31.9	61.4	66.4
Orthodontists (Iowa)	69,509	1 in 30 miles and 30 mins	69,509	56.6	53,385	43.4	53	53	26	23.1	35.8	36.6
		1 in 60 miles and 60 mins	110,599	90.0	12,295	10.0	53	53	26	23.1	35.8	36.6
Periodontists (Iowa)	120,731	1 in 90 miles and 90 mins	120,731	98.2	2,163	1.8	53	53	26	23.1	35.8	36.6
		1 in 30 miles and 30 mins	9,965	8.1	112,929	91.9	15	15	2	79.3	79.3	79.3
Prosthodontists (Iowa)	24,195	1 in 60 miles and 60 mins	24,195	19.7	98,699	80.3	15	15	2	79.3	79.3	79.3
		1 in 90 miles and 90 mins	37,609	30.6	85,285	69.4	15	15	2	79.3	79.3	79.3
DWP Members (Iowa)	9,973	1 in 30 miles and 30 mins	9,973	8.1	112,921	91.9	22	22	4	79.3	79.3	79.3
		1 in 60 miles and 60 mins	24,200	19.7	98,694	80.3	22	22	4	79.3	79.3	79.3
DWP Members (Iowa)	37,734	1 in 90 miles and 90 mins	37,734	30.7	85,160	69.3	22	22	4	79.3	79.3	79.3

Key Geographic Areas									
County	DWP Member	Provider	With Access		Without Access		Average Distance		
	#	Standard	#	%	#	%	1	2	3
Polk, IA	21,754	1 in 60 miles and 60 mins	21,754	100.0	0	0.0	5.7	5.7	107.7
		1 in 90 miles and 90 mins	21,754	100.0	0	0.0	5.7	5.7	107.7
		1 in 60 miles and 60 mins	21,754	100.0	0	0.0	5.7	97.4	106.9
		1 in 90 miles and 90 mins	21,754	100.0	0	0.0	5.7	97.4	106.9
		1 in 30 miles and 30 mins	21,754	100.0	0	0.0	3.9	4.5	4.6
		1 in 60 miles and 60 mins	21,754	100.0	0	0.0	3.9	4.5	4.6
		1 in 90 miles and 90 mins	21,754	100.0	0	0.0	3.9	4.5	4.6
		1 in 30 miles and 30 mins	21,754	100.0	0	0.0	4.2	8.1	8.5
		1 in 60 miles and 60 mins	21,754	100.0	0	0.0	4.2	8.1	8.5
		1 in 90 miles and 90 mins	21,754	100.0	0	0.0	4.2	8.1	8.5
		1 in 30 miles and 30 mins	21,754	100.0	0	0.0	1.5	1.8	2.0
		1 in 60 miles and 60 mins	21,754	100.0	0	0.0	1.5	1.8	2.0
1 in 90 miles and 90 mins	21,754	100.0	0	0.0	1.5	1.8	2.0		
1 in 30 miles and 30 mins	21,741	99.9	13	0.1	5.7	5.7	107.7		