



Network Access Analysis

Iowa Dental Wellness Plan Adults
MCNA Dental

October 12, 2021

Contents

Report Contents

Access Overview - All Dentists (30 miles/30 minutes)	4
Access Overview - General Dentists (30 miles/30 minutes)	5
Access Overview - Pediatric Dentists (30 miles/30 minutes)	6
Access Overview - Orthodontists (30 miles/30 minutes)	7
Access Overview - Oral Surgeons (30 miles/30 minutes)	8
Access Overview - Periodontists (30 miles/30 minutes)	9
Access Overview - Endodontists (30 miles/30 minutes)	10
Access Overview - Prosthodontists (30 miles/30 minutes)	11
Access Overview - All Dentists (60 miles/60 minutes)	12
Access Overview - General Dentists (60 miles/60 minutes)	13
Access Overview - Pediatric Dentists (60 miles/60 minutes)	14
Access Overview - Orthodontists (60 miles/60 minutes)	15
Access Overview - Oral Surgeons (60 miles/60 minutes)	16
Access Overview - Endodontists (60 miles/60 minutes)	17
Access Overview - Prosthodontists (60 miles/60 minutes)	18
Access Overview - Periodontists (60 miles/60 minutes)	19
Access Overview - All Dentists (90 miles/90 minutes)	20
Access Overview - General Dentists (90 miles/90 minutes)	21
Access Overview - Pediatric Dentists (90 miles/90 minutes)	22
Access Overview - Orthodontists (90 miles/90 minutes)	23
Access Overview - Oral Surgeons (90 miles/90 minutes)	24
Access Overview - Endodontists (90 miles/90 minutes)	25
Access Overview - Prosthodontists (90 miles/90 minutes)	26
Access Overview - Periodontists (90 miles/90 minutes)	27

Contents

Report Contents

All Dentists Access Map	28
Endodontists Access Map	29
General Dentists Access Map	30
Oral Surgeons Access Map	31
Orthodontists Access Map	32
Pediatric Dentists Access Map	33
Periodontists Access Map	34
Prosthodontists Access Map	35
Access Summary By County	36
Access Detail By County	37

Access Overview - All Dentists (30 miles/30 minutes)

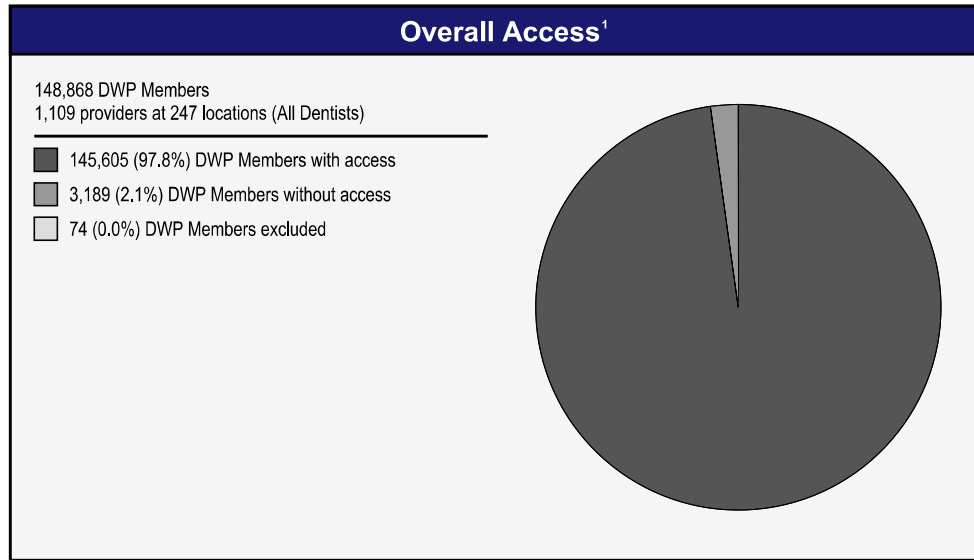
October 12, 2021

Access Analysis
 All Dentists (30 miles/30 minutes)
 DWP Member / Provider Groups
 DWP Members (Iowa)
 All Dentists (Iowa)

Comparison Graph
 Percent of dwp members with access to a choice of providers over miles

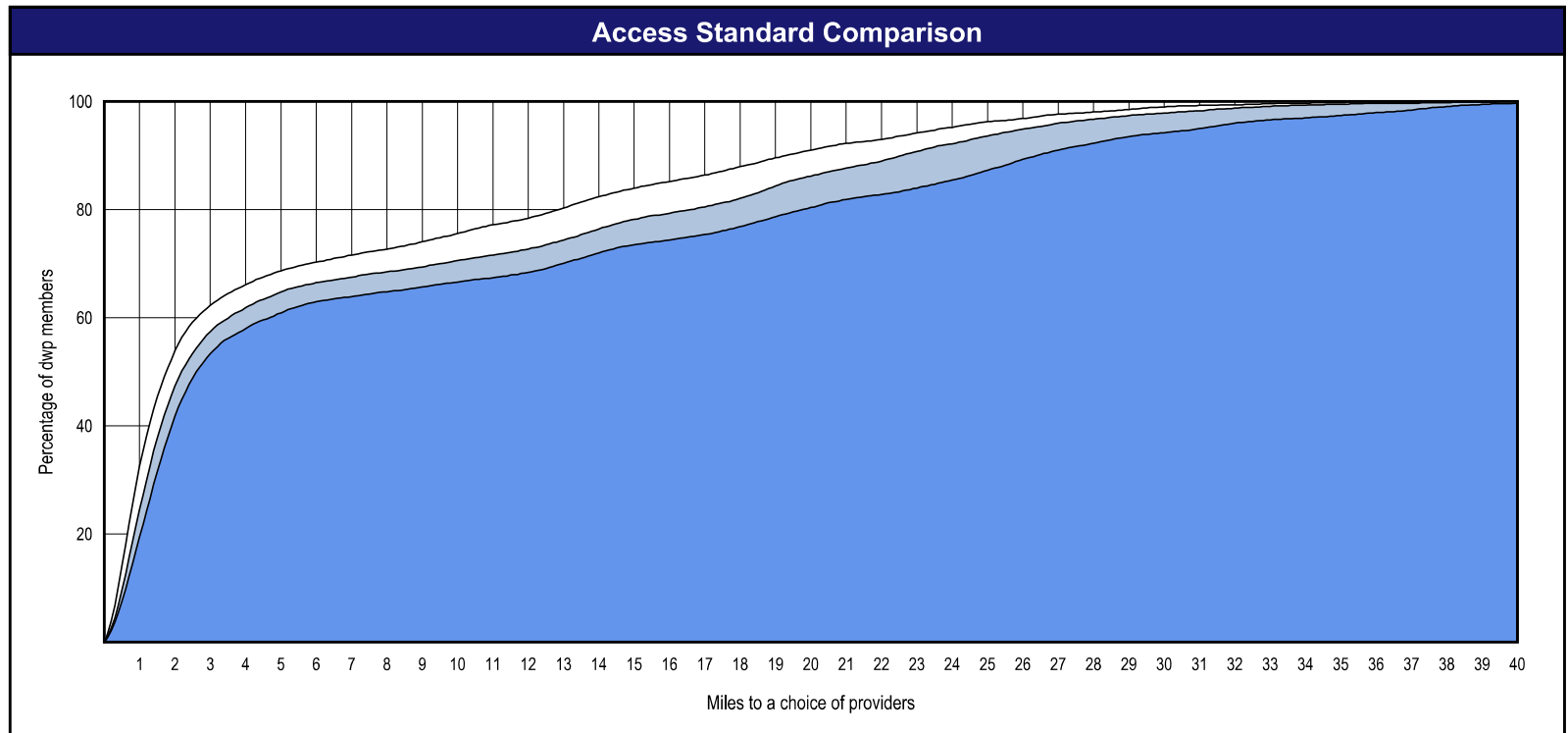
- 1st closest
- 2nd closest
- 3rd closest

¹ The Access Standard is defined as (DWP Members (Iowa)) dwp members accessing:
 1 (All Dentists (Iowa)) provider in 30 miles and 30 minutes



Distances/Times

	Average
Distance/Time to 1st closest provider	6.0 miles 6.7 mins
Distance/Time to 2nd closest provider	7.4 miles 8.3 mins
Distance/Time to 3rd closest provider	9.0 miles 10.1 mins



Access Overview - General Dentists (30 miles/30 minutes)

October 12, 2021

Access Analysis
General Dentists (30 miles/30 minutes)

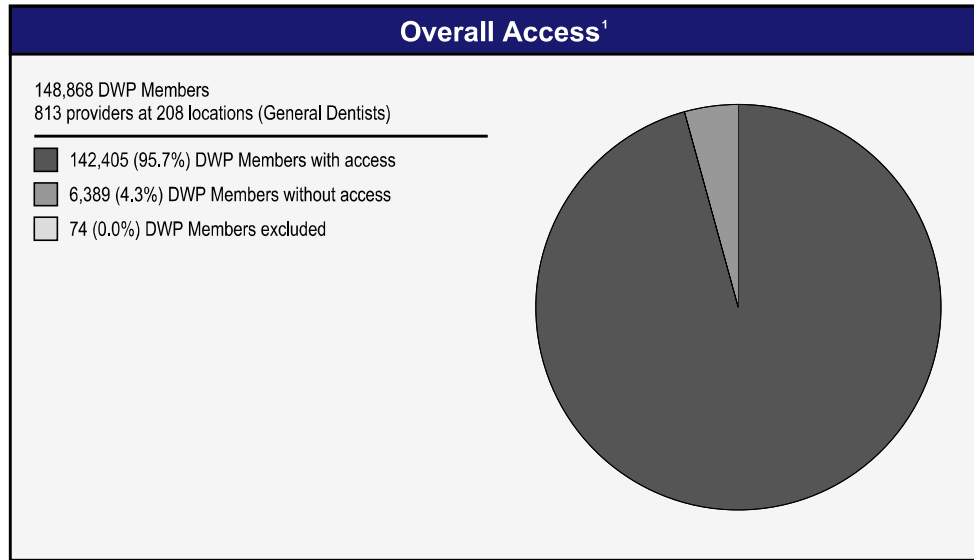
DWP Member / Provider Groups
DWP Members (Iowa)
General Dentists (Iowa)

Comparison Graph
Percent of dwp members with access to a choice of providers over miles

- 1st closest
- 2nd closest
- 3rd closest

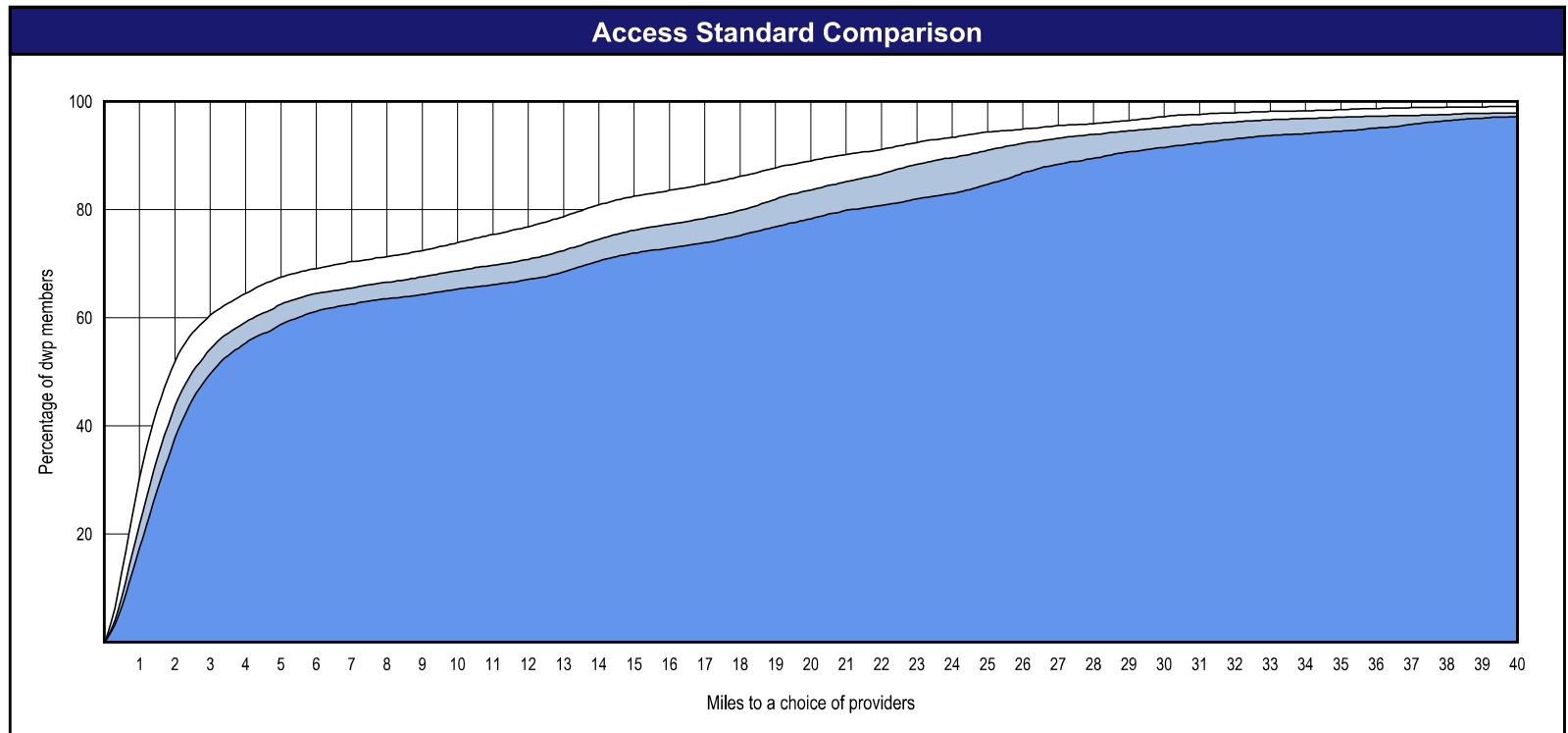
¹ The Access Standard is defined as (DWP Members (Iowa)) dwp members accessing:

1 (General Dentists (Iowa)) provider in 30 miles and 30 minutes



Distances/Times

	Average
Distance/Time to 1st closest provider	6.8 miles 7.5 mins
Distance/Time to 2nd closest provider	8.6 miles 9.6 mins
Distance/Time to 3rd closest provider	10.2 miles 11.4 mins



Access Overview - Pediatric Dentists (30 miles/30 minutes)

October 12, 2021


Access Analysis
 Pediatric Dentists (30 miles/30 minutes)

DWP Member / Provider Groups
 DWP Members (Iowa)
 Pediatric Dentists (Iowa)

Comparison Graph
 Percent of dwp members with access to a choice of providers over miles

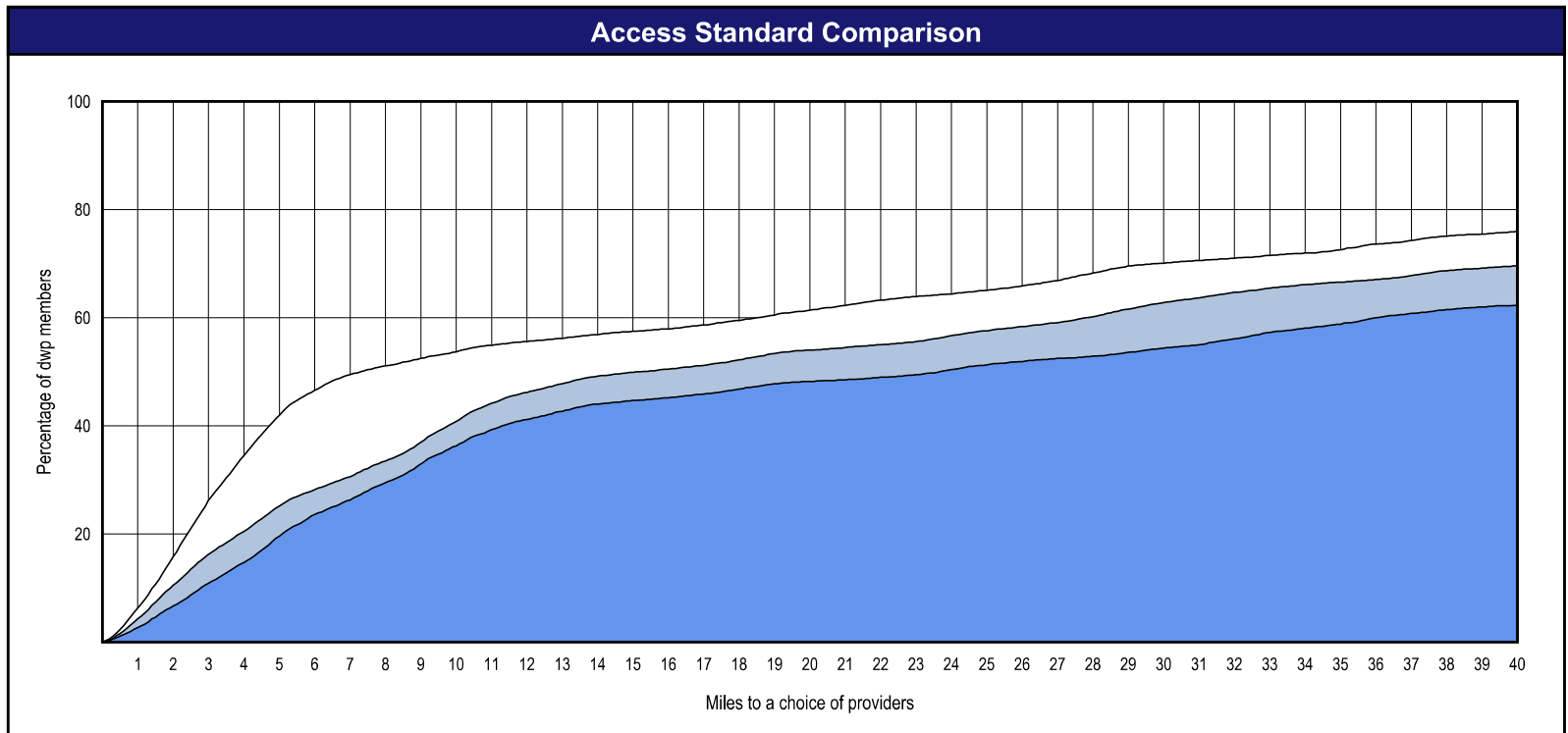
- 1st closest
- 2nd closest
- 3rd closest

¹ The Access Standard is defined as (DWP Members (Iowa)) dwp members accessing:
 1 (Pediatric Dentists (Iowa)) provider in 30 miles and 30 minutes



Distances/Times

	Average
Distance/Time to 1st closest provider	20.9 miles 23.8 mins
Distance/Time to 2nd closest provider	26.5 miles 30.0 mins
Distance/Time to 3rd closest provider	31.4 miles 36.1 mins



Access Overview - Orthodontists (30 miles/30 minutes)

October 12, 2021

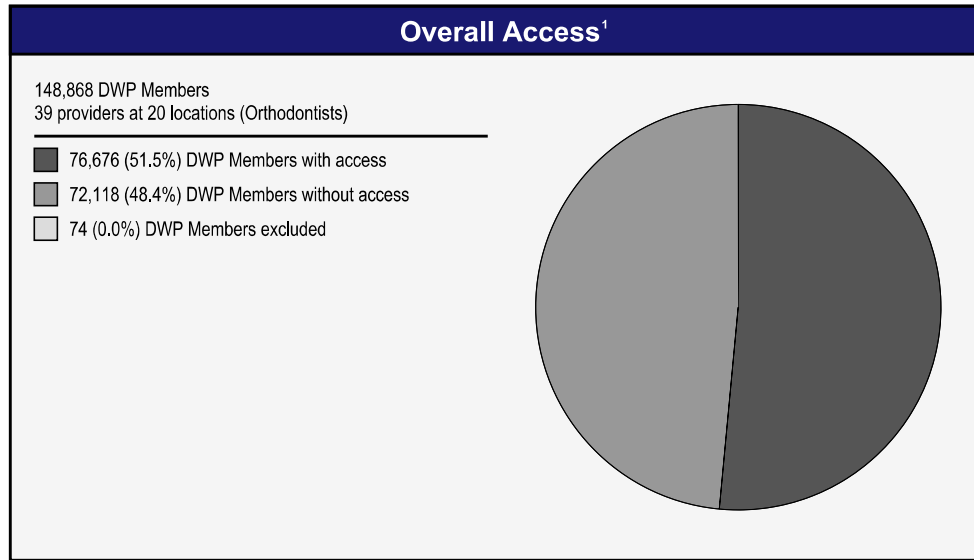
Access Analysis
Orthodontists (30 miles/30 minutes)

DWP Member / Provider Groups
DWP Members (Iowa)
Orthodontists (Iowa)

Comparison Graph
Percent of dwp members with access to a choice of providers over miles

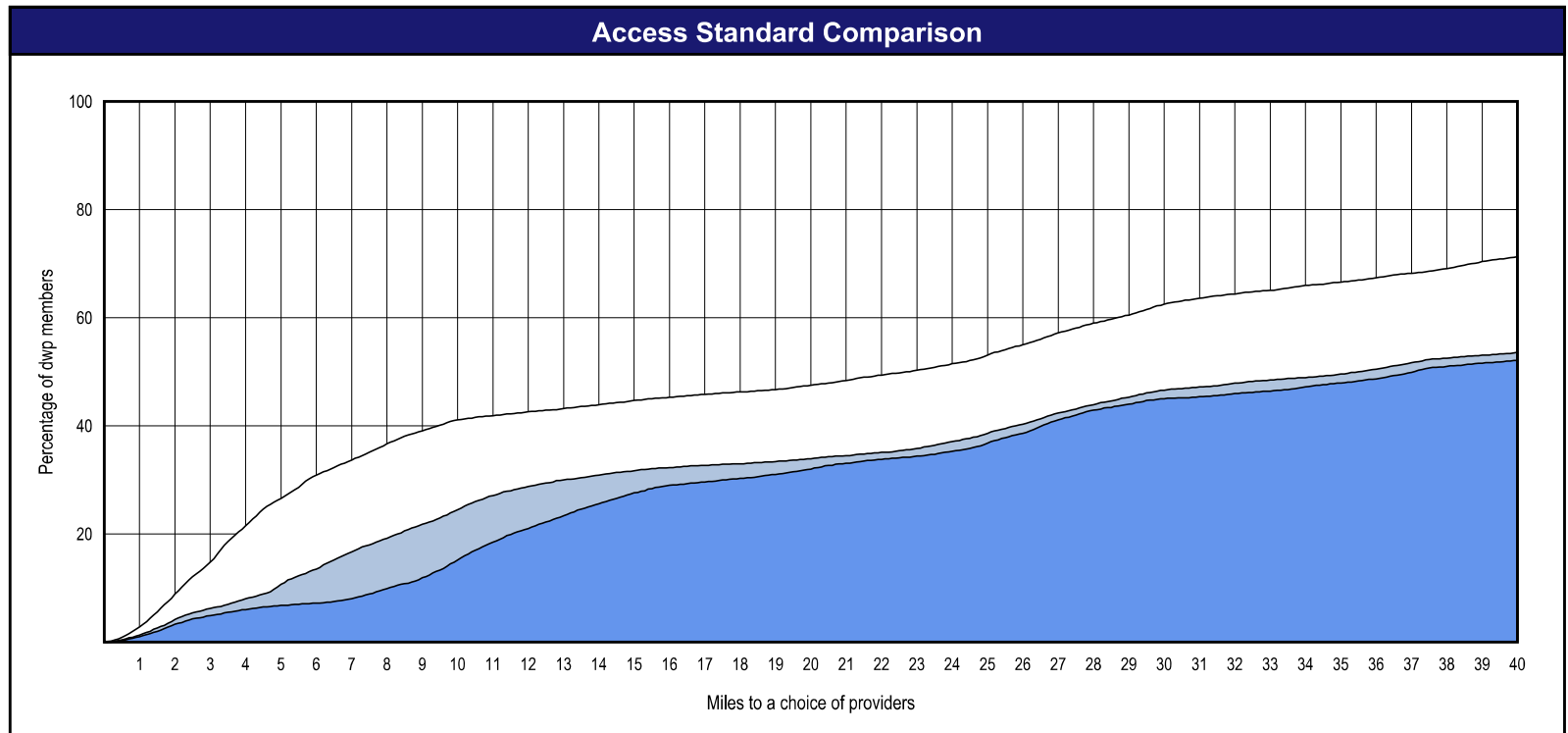
- 1st closest
- 2nd closest
- 3rd closest

¹ The Access Standard is defined as (DWP Members (Iowa)) dwp members accessing:
1 (Orthodontists (Iowa)) provider in 30 miles and 30 minutes



Distances/Times

	Average
Distance/Time to 1st closest provider	27.0 miles 33.6 mins
Distance/Time to 2nd closest provider	39.3 miles 52.7 mins
Distance/Time to 3rd closest provider	41.3 miles 56.0 mins



Access Overview - Oral Surgeons (30 miles/30 minutes)

October 12, 2021

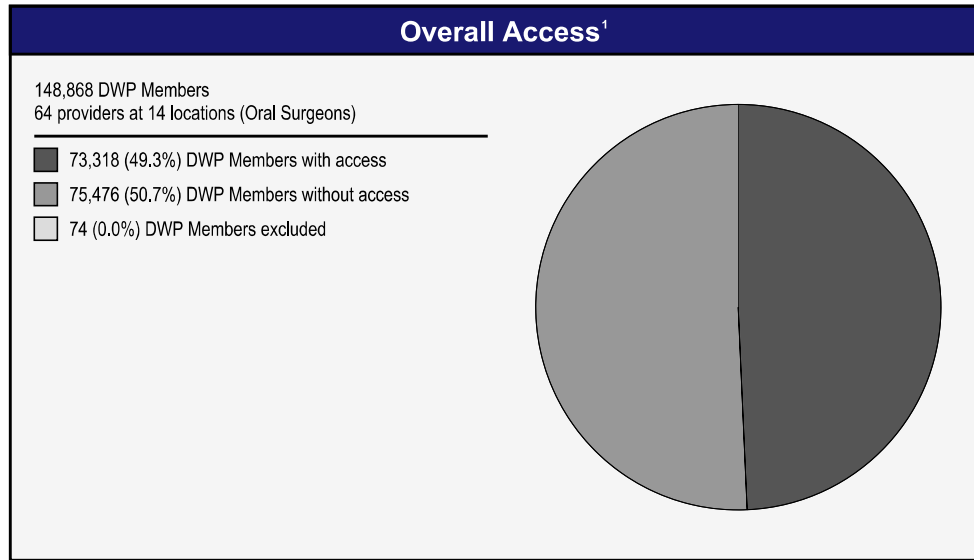
Access Analysis
Oral Surgeons (30 miles/30 minutes)

DWP Member / Provider Groups
DWP Members (Iowa)
Oral Surgeons (Iowa)

Comparison Graph
Percent of dwp members with access to a choice of providers over miles

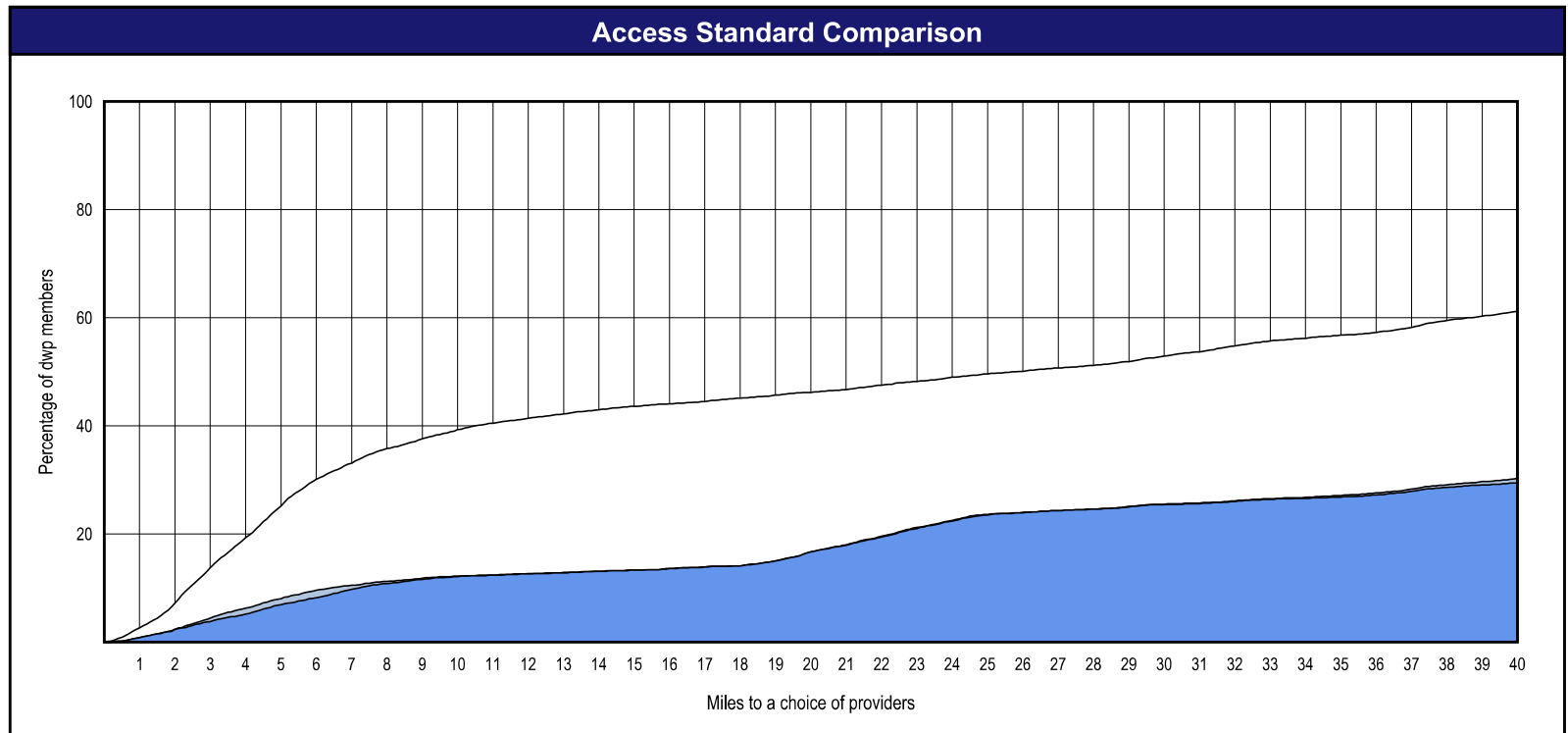
- 1st closest
- 2nd closest
- 3rd closest

¹ The Access Standard is defined as (DWP Members (Iowa)) dwp members accessing:
1 (Oral Surgeons (Iowa)) provider in 30 miles and 30 minutes



Distances/Times

	Average
Distance/Time to 1st closest provider	30.6 miles 38.9 mins
Distance/Time to 2nd closest provider	58.8 miles 74.1 mins
Distance/Time to 3rd closest provider	62.7 miles 77.7 mins



Access Overview - Periodontists (30 miles/30 minutes)

October 12, 2021

Access Analysis
Periodontists (30 miles/30 minutes)


DWP Member / Provider Groups
DWP Members (Iowa)
Periodontists (Iowa)

Comparison Graph
Percent of dwp members with access to a choice of providers over miles

- 1st closest
- 2nd closest
- 3rd closest

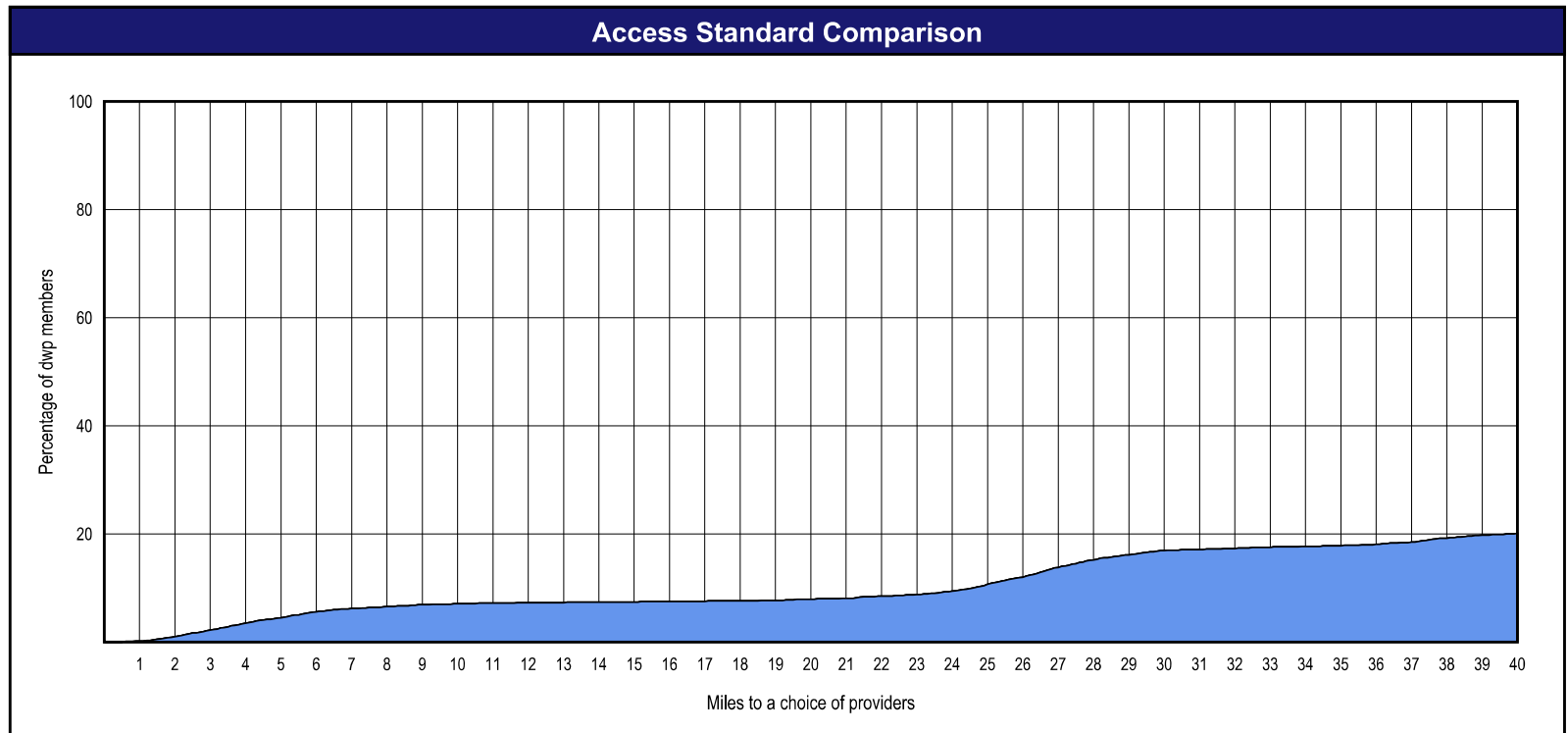
¹ The Access Standard is defined as (DWP Members (Iowa)) dwp members accessing:

1 (Periodontists (Iowa)) provider in 30 miles and 30 minutes



Distances/Times

	Average
Distance/Time to 1st closest provider	77.7 miles 117.5 mins
Distance/Time to 2nd closest provider	77.7 miles 117.5 mins
Distance/Time to 3rd closest provider	77.7 miles 117.5 mins



Access Overview - Endodontists (30 miles/30 minutes)

October 12, 2021

Access Analysis
Endodontists (30 miles/30 minutes)


DWP Member / Provider Groups
DWP Members (Iowa)
Endodontists (Iowa)

Comparison Graph
Percent of dwp members with access to a choice of providers over miles

- 1st closest
- 2nd closest
- 3rd closest

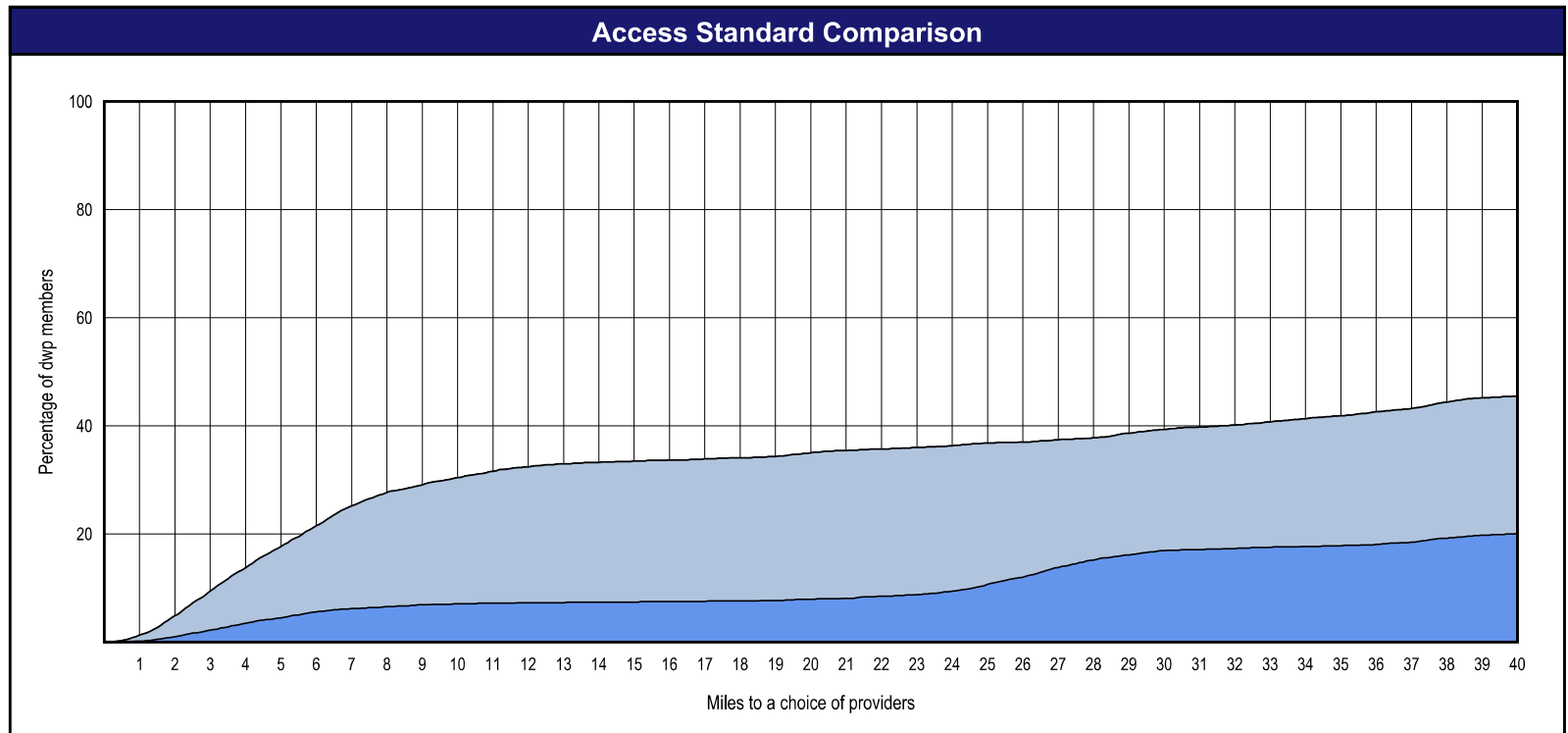
¹ The Access Standard is defined as (DWP Members (Iowa)) dwp members accessing:

1 (Endodontists (Iowa)) provider in 30 miles and 30 minutes



Distances/Times

	Average
Distance/Time to 1st closest provider	44.8 miles 62.6 mins
Distance/Time to 2nd closest provider	44.8 miles 62.6 mins
Distance/Time to 3rd closest provider	76.1 miles 106.7 mins



Access Overview - Prosthodontists (30 miles/30 minutes)

October 12, 2021

Access Analysis
Prosthodontists (30 miles/30 minutes)


DWP Member / Provider Groups
DWP Members (Iowa)
Prosthodontists (Iowa)

Comparison Graph
Percent of dwp members with access to a choice of providers over miles

- 1st closest
- 2nd closest
- 3rd closest

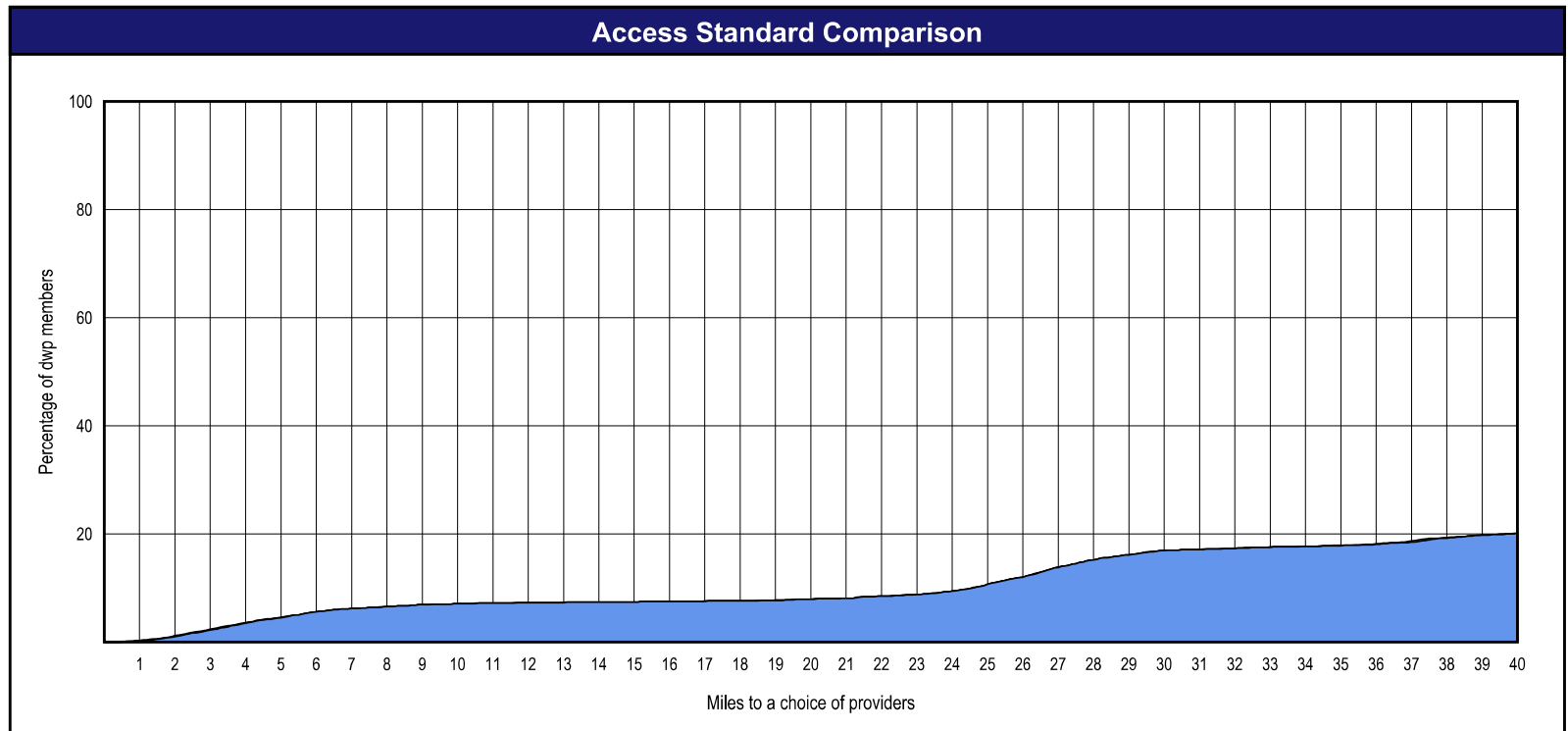
¹ The Access Standard is defined as (DWP Members (Iowa)) dwp members accessing:

1 (Prosthodontists (Iowa)) provider in 30 miles and 30 minutes



Distances/Times

	Average
Distance/Time to 1st closest provider	77.6 miles 117.4 mins
Distance/Time to 2nd closest provider	77.7 miles 117.5 mins
Distance/Time to 3rd closest provider	77.7 miles 117.5 mins



Access Overview - All Dentists (60 miles/60 minutes)

October 12, 2021

Access Analysis
All Dentists (60 miles/60 minutes)


DWP Member / Provider Groups
DWP Members (Iowa)
All Dentists (Iowa)

Comparison Graph
Percent of dwp members with access to a choice of providers over miles

- 1st closest
- 2nd closest
- 3rd closest

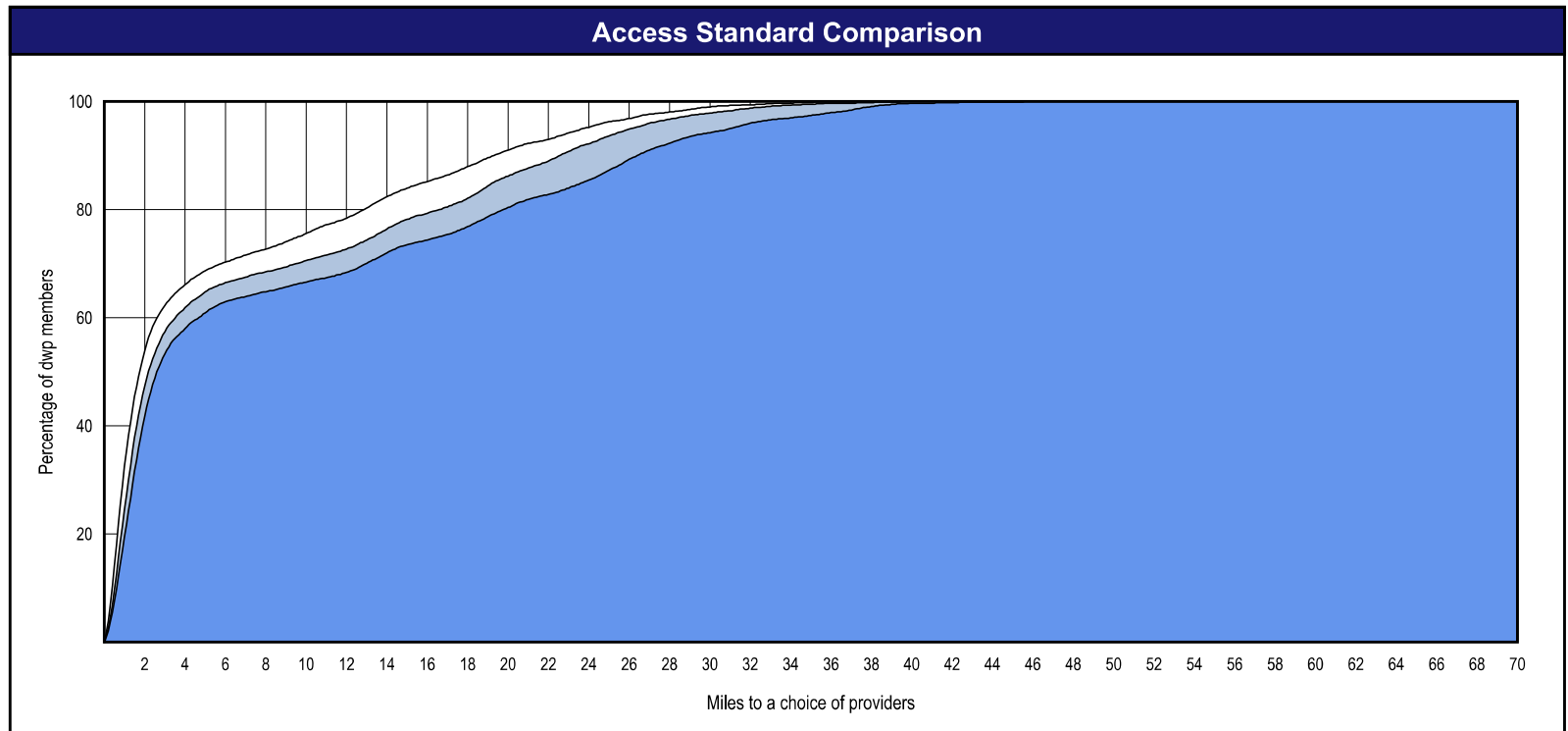
¹ The Access Standard is defined as (DWP Members (Iowa)) dwp members accessing:

1 (All Dentists (Iowa)) provider in 60 miles and 60 minutes



Distances/Times

	Average
Distance/Time to 1st closest provider	6.0 miles 6.7 mins
Distance/Time to 2nd closest provider	7.4 miles 8.3 mins
Distance/Time to 3rd closest provider	9.0 miles 10.1 mins



Access Overview - General Dentists (60 miles/60 minutes)

October 12, 2021

Access Analysis
General Dentists (60 miles/60 minutes)


DWP Member / Provider Groups
DWP Members (Iowa)
General Dentists (Iowa)

Comparison Graph
Percent of dwp members with access to a choice of providers over miles

- 1st closest
- 2nd closest
- 3rd closest

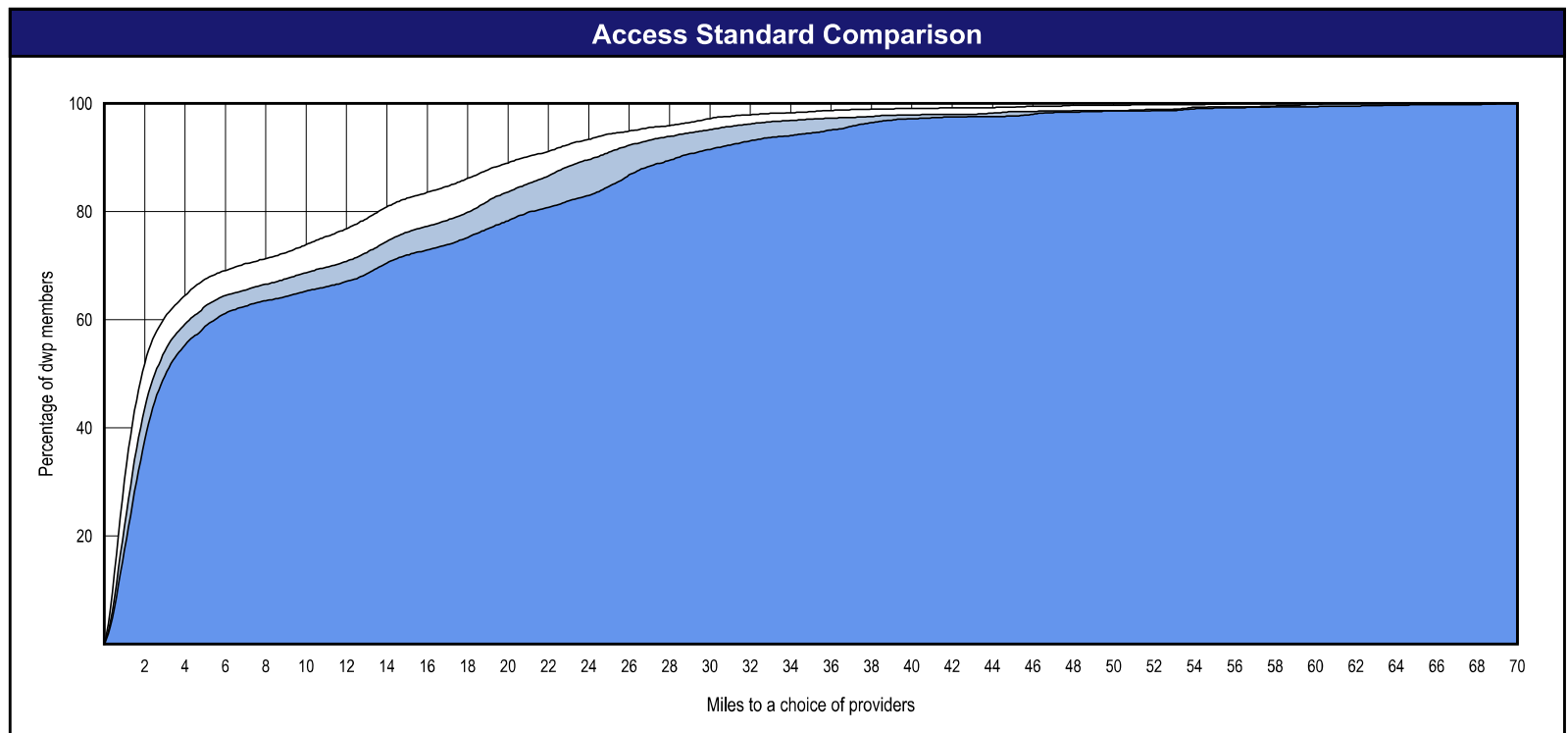
¹ The Access Standard is defined as (DWP Members (Iowa)) dwp members accessing:

1 (General Dentists (Iowa)) provider in 60 miles and 60 minutes



Distances/Times

	Average
Distance/Time to 1st closest provider	6.8 miles 7.5 mins
Distance/Time to 2nd closest provider	8.6 miles 9.6 mins
Distance/Time to 3rd closest provider	10.2 miles 11.4 mins



Access Overview - Pediatric Dentists (60 miles/60 minutes)

October 12, 2021


Access Analysis
 Pediatric Dentists (60 miles/60 minutes)

DWP Member / Provider Groups
 DWP Members (Iowa)
 Pediatric Dentists (Iowa)

Comparison Graph
 Percent of dwp members with access to a choice of providers over miles

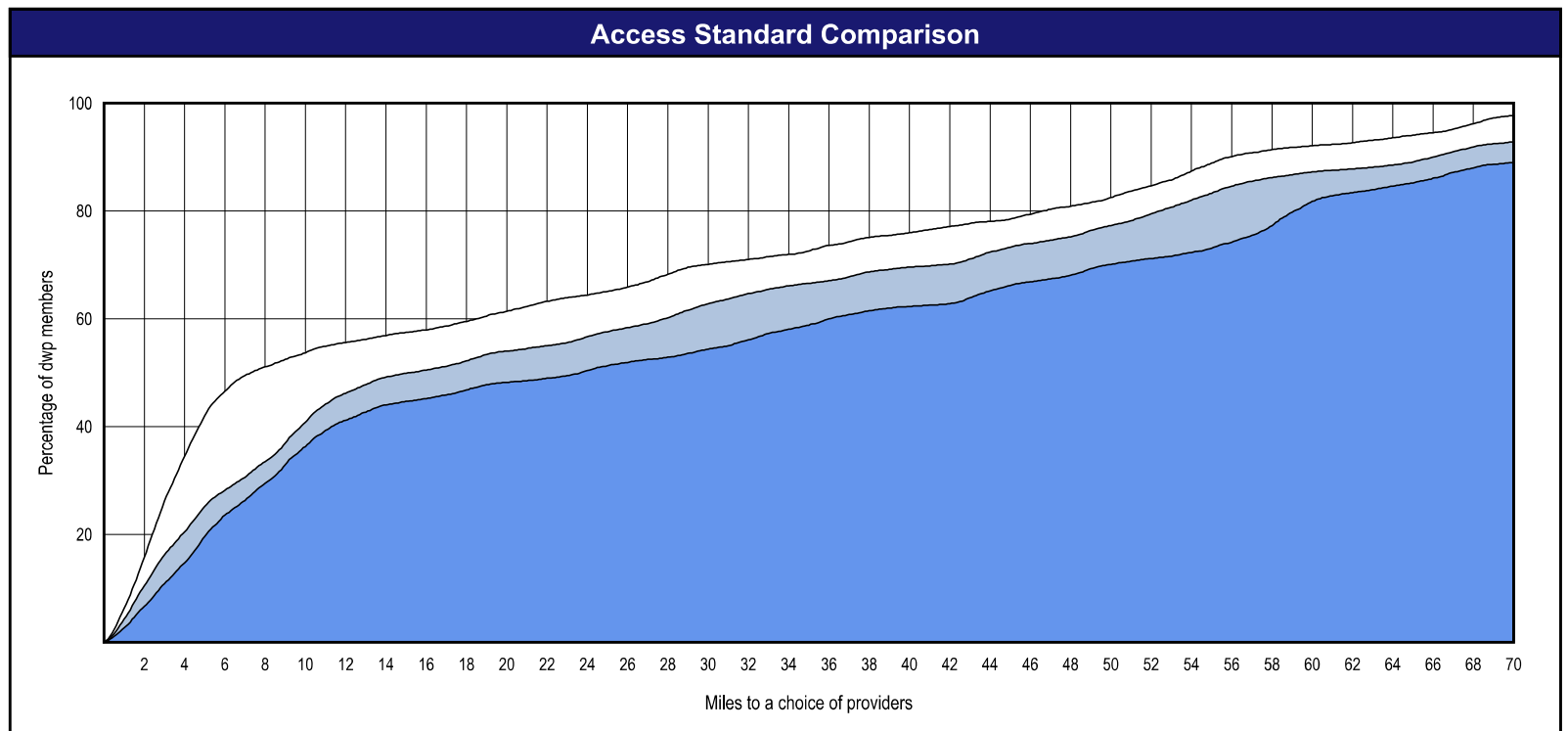
- 1st closest
- 2nd closest
- 3rd closest

¹ The Access Standard is defined as (DWP Members (Iowa)) dwp members accessing:
 1 (Pediatric Dentists (Iowa)) provider in 60 miles and 60 minutes



Distances/Times

	Average
Distance/Time to 1st closest provider	20.9 miles 23.8 mins
Distance/Time to 2nd closest provider	26.5 miles 30.0 mins
Distance/Time to 3rd closest provider	31.4 miles 36.1 mins



Access Overview - Orthodontists (60 miles/60 minutes)

October 12, 2021

Access Analysis
Orthodontists (60 miles/60 minutes)

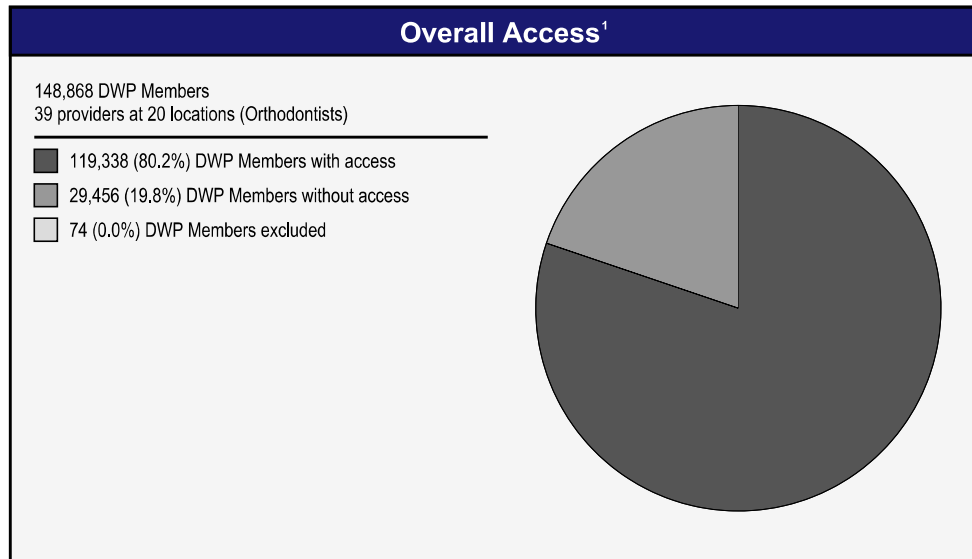
DWP Member / Provider Groups
DWP Members (Iowa)
Orthodontists (Iowa)

Comparison Graph
Percent of dwp members with access to a choice of providers over miles

- 1st closest
- 2nd closest
- 3rd closest

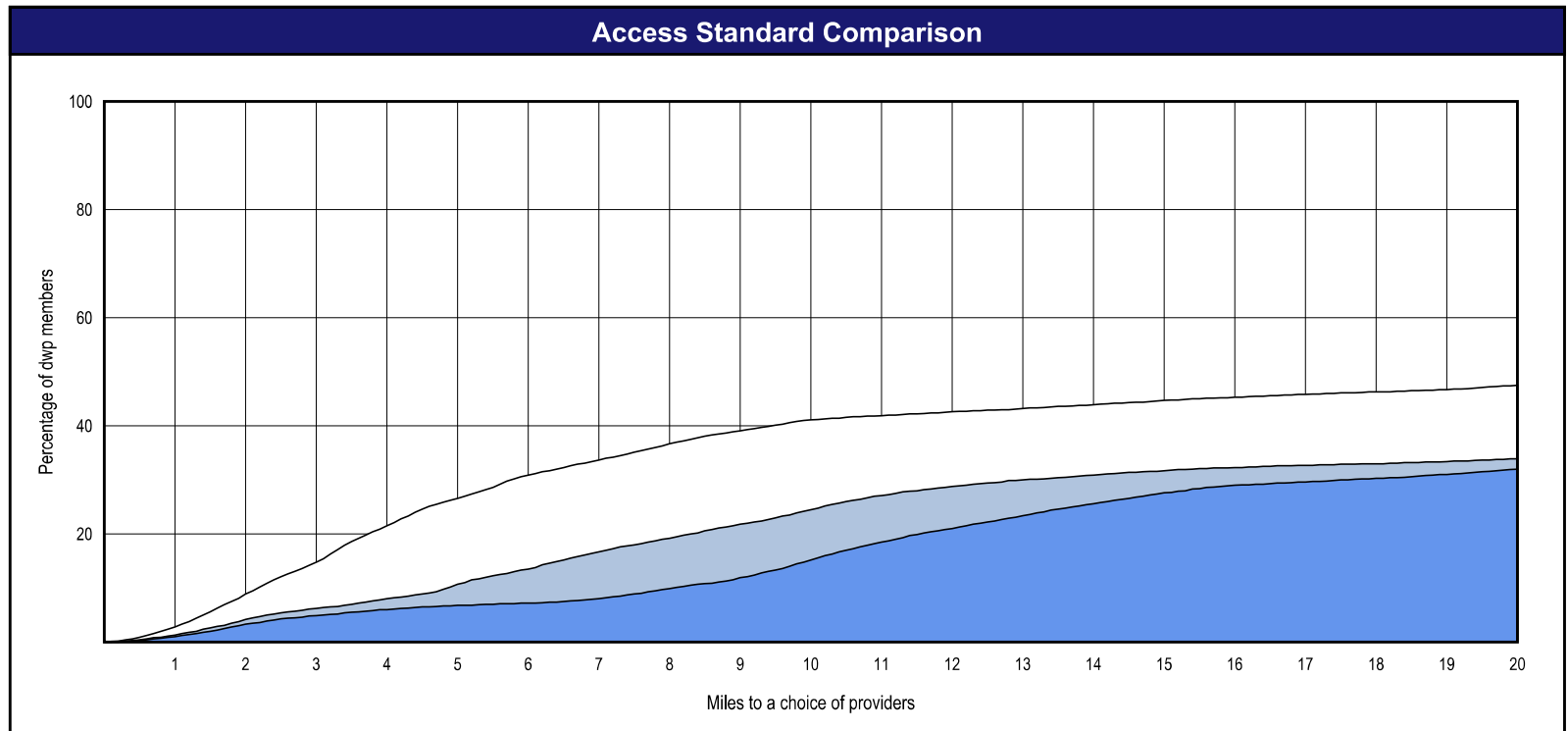
¹ The Access Standard is defined as (DWP Members (Iowa)) dwp members accessing:

1 (Orthodontists (Iowa)) provider in 60 miles and 60 minutes



Distances/Times

	Average
Distance/Time to 1st closest provider	27.0 miles 33.6 mins
Distance/Time to 2nd closest provider	39.3 miles 52.7 mins
Distance/Time to 3rd closest provider	41.3 miles 56.0 mins



Access Overview - Oral Surgeons (60 miles/60 minutes)

October 12, 2021

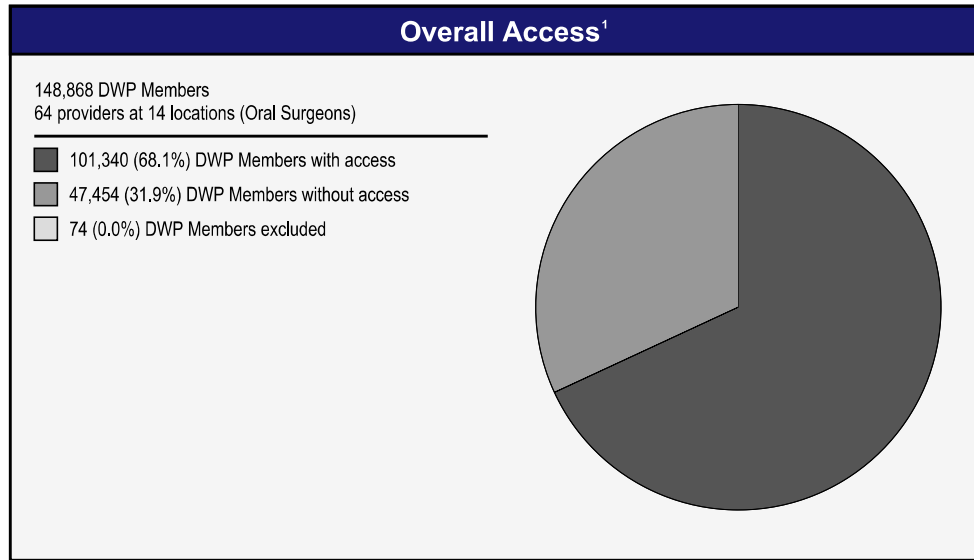
Access Analysis
Oral Surgeons (60 miles/60 minutes)

DWP Member / Provider Groups
DWP Members (Iowa)
Oral Surgeons (Iowa)

Comparison Graph
Percent of dwp members with access to a choice of providers over miles

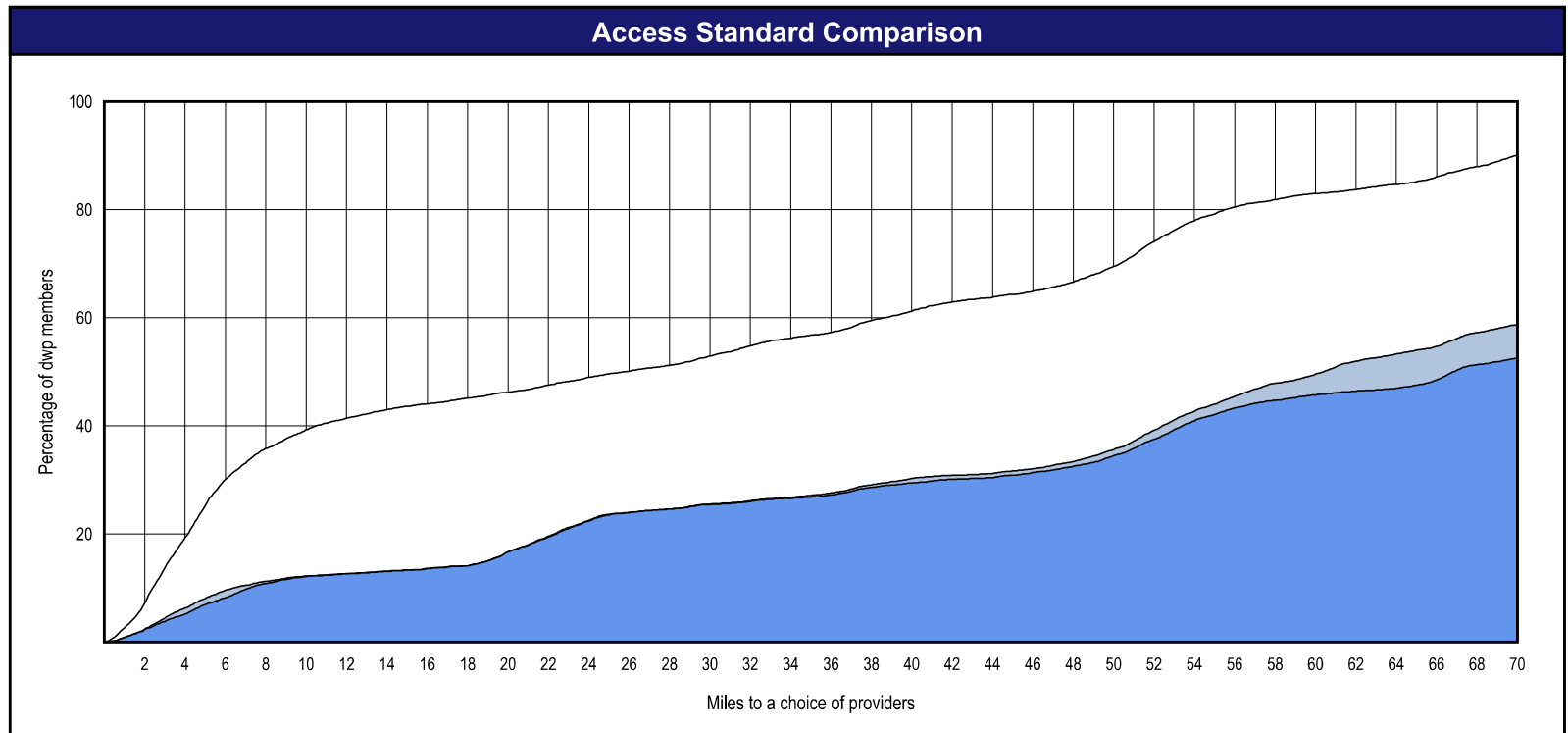
- 1st closest
- 2nd closest
- 3rd closest

¹ The Access Standard is defined as (DWP Members (Iowa)) dwp members accessing:
1 (Oral Surgeons (Iowa)) provider in 60 miles and 60 minutes



Distances/Times

	Average
Distance/Time to 1st closest provider	30.6 miles 38.9 mins
Distance/Time to 2nd closest provider	58.8 miles 74.1 mins
Distance/Time to 3rd closest provider	62.7 miles 77.7 mins



Access Overview - Endodontists (60 miles/60 minutes)

October 12, 2021

Access Analysis
Endodontists (60 miles/60 minutes)


DWP Member / Provider Groups
DWP Members (Iowa)
Endodontists (Iowa)

Comparison Graph
Percent of dwp members with access to a choice of providers over miles

- 1st closest
- 2nd closest
- 3rd closest

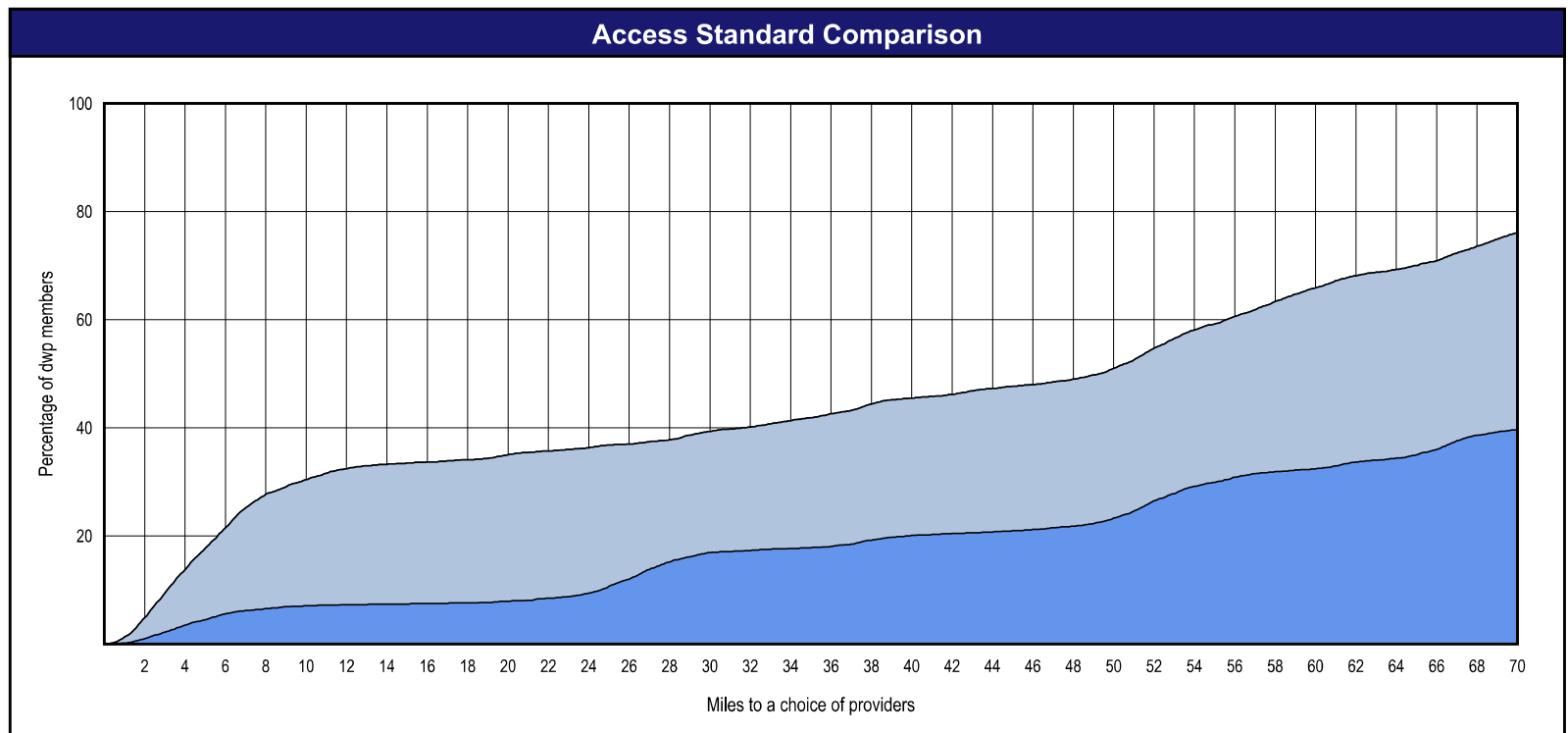
¹ The Access Standard is defined as (DWP Members (Iowa)) dwp members accessing:

1 (Endodontists (Iowa)) provider in 60 miles and 60 minutes



Distances/Times

	Average
Distance/Time to 1st closest provider	44.8 miles 62.6 mins
Distance/Time to 2nd closest provider	44.8 miles 62.6 mins
Distance/Time to 3rd closest provider	76.1 miles 106.7 mins



Access Overview - Prosthodontists (60 miles/60 minutes)

October 12, 2021

Access Analysis
Prosthodontists (60 miles/60 minutes)


DWP Member / Provider Groups
DWP Members (Iowa)
Prosthodontists (Iowa)

Comparison Graph
Percent of dwp members with access to a choice of providers over miles

- 1st closest
- 2nd closest
- 3rd closest

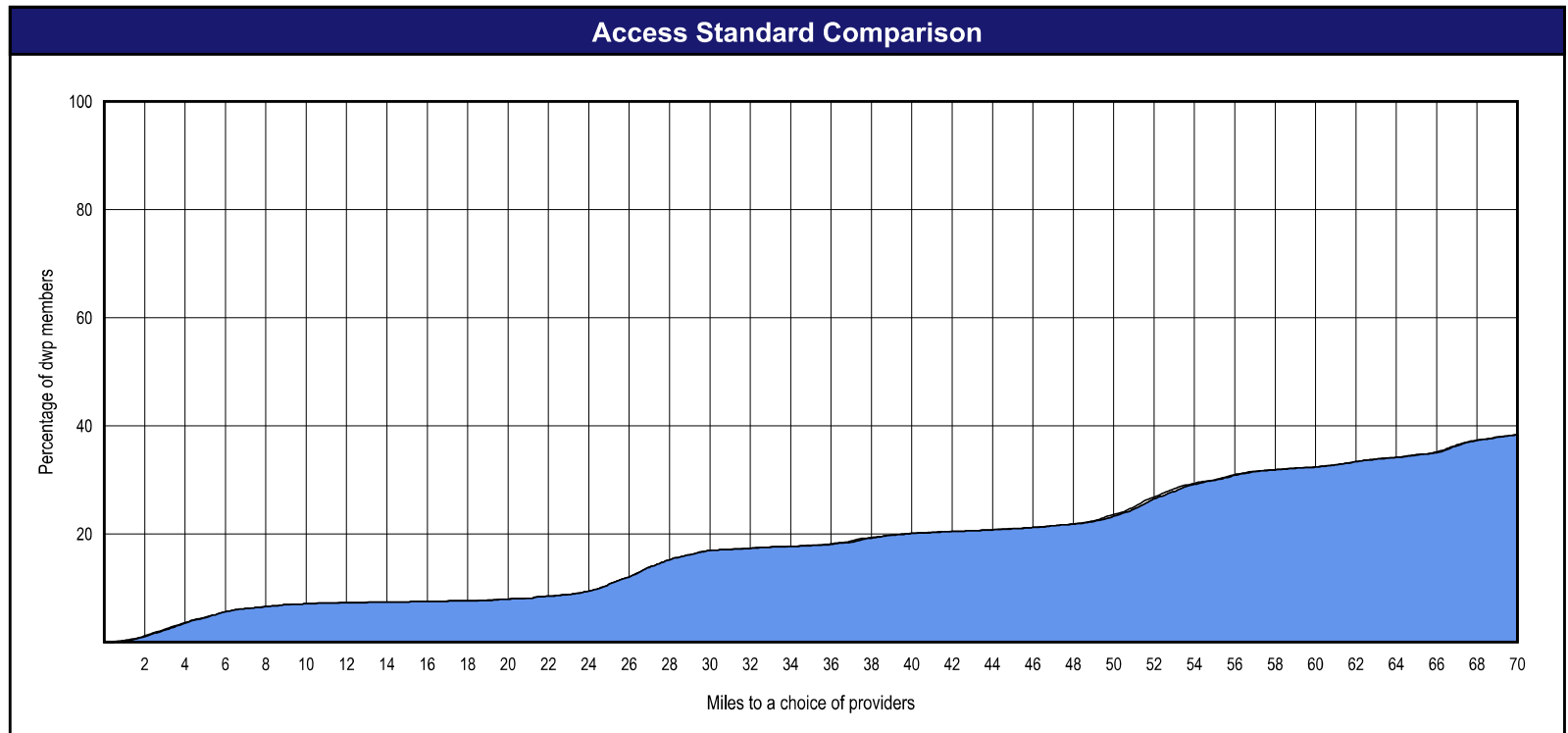
¹ The Access Standard is defined as (DWP Members (Iowa)) dwp members accessing:

1 (Prosthodontists (Iowa)) provider in 60 miles and 60 minutes



Distances/Times

	Average
Distance/Time to 1st closest provider	77.6 miles 117.4 mins
Distance/Time to 2nd closest provider	77.7 miles 117.5 mins
Distance/Time to 3rd closest provider	77.7 miles 117.5 mins



Access Overview - Periodontists (60 miles/60 minutes)

October 12, 2021

Access Analysis
Periodontists (60 miles/60 minutes)


DWP Member / Provider Groups
DWP Members (Iowa)
Periodontists (Iowa)

Comparison Graph
Percent of dwp members with access to a choice of providers over miles

- 1st closest
- 2nd closest
- 3rd closest

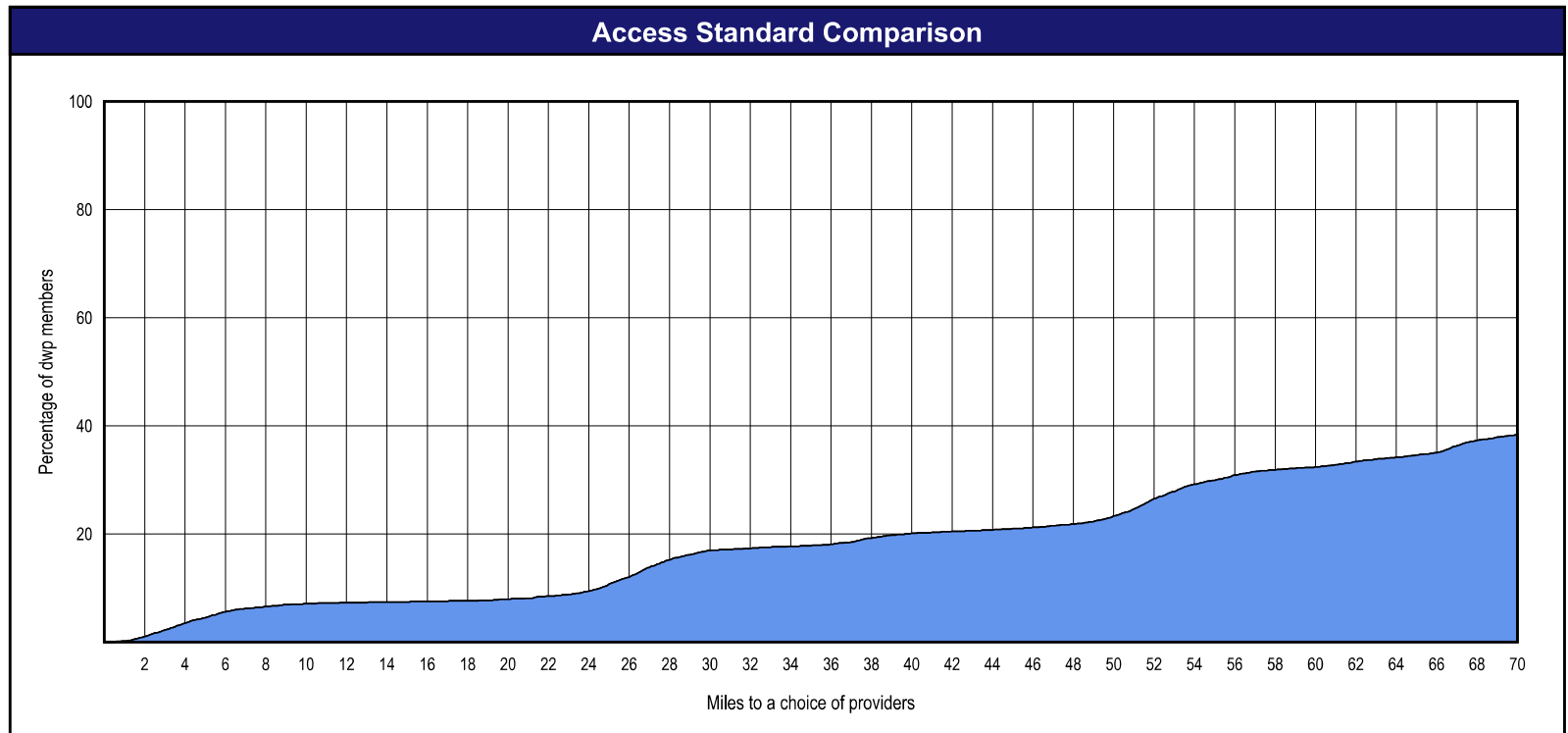
¹ The Access Standard is defined as (DWP Members (Iowa)) dwp members accessing:

1 (Periodontists (Iowa)) provider in 60 miles and 60 minutes



Distances/Times

	Average
Distance/Time to 1st closest provider	77.7 miles 117.5 mins
Distance/Time to 2nd closest provider	77.7 miles 117.5 mins
Distance/Time to 3rd closest provider	77.7 miles 117.5 mins



Access Overview - All Dentists (90 miles/90 minutes)

October 12, 2021

Access Analysis
All Dentists (90 miles/90 minutes)


DWP Member / Provider Groups
DWP Members (Iowa)
All Dentists (Iowa)

Comparison Graph
Percent of dwp members with access to a choice of providers over miles

- 1st closest
- 2nd closest
- 3rd closest

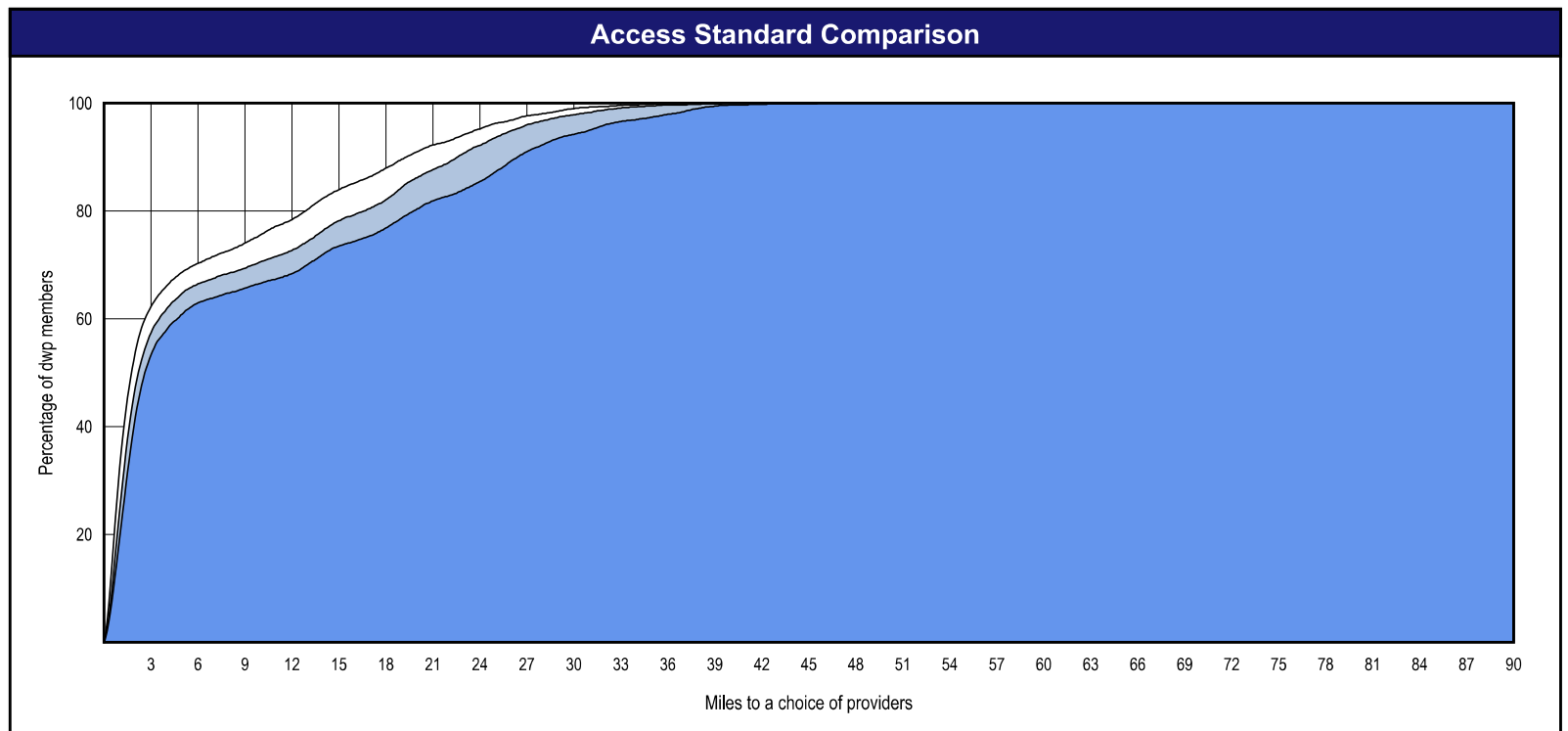
¹ The Access Standard is defined as (DWP Members (Iowa)) dwp members accessing:

1 (All Dentists (Iowa)) provider in 90 miles and 90 minutes



Distances/Times

	Average
Distance/Time to 1st closest provider	6.0 miles 6.7 mins
Distance/Time to 2nd closest provider	7.4 miles 8.3 mins
Distance/Time to 3rd closest provider	9.0 miles 10.1 mins



Access Overview - General Dentists (90 miles/90 minutes)

October 12, 2021


Access Analysis
General Dentists (90 miles/90 minutes)

DWP Member / Provider Groups
DWP Members (Iowa)
General Dentists (Iowa)

Comparison Graph
Percent of dwp members with access to a choice of providers over miles

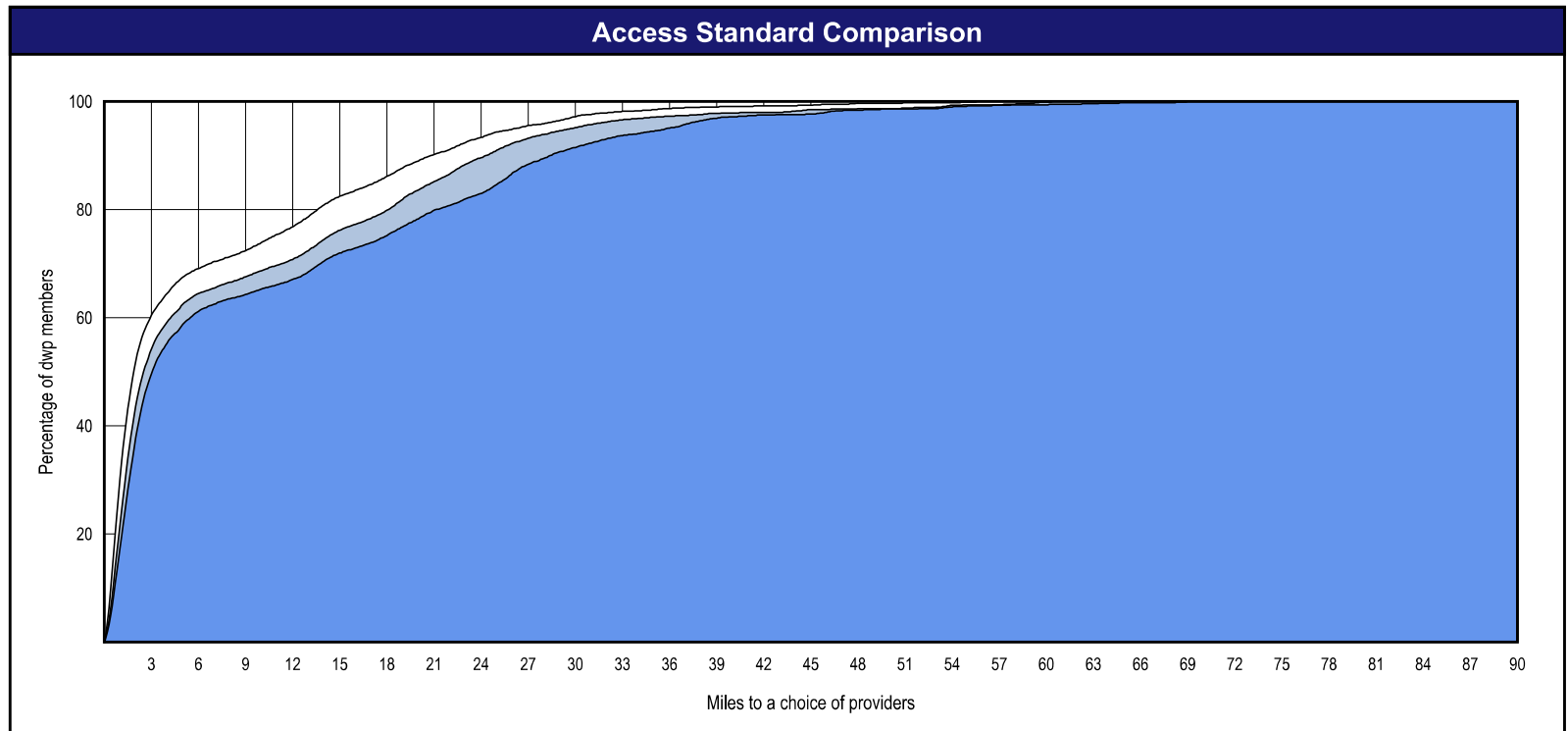
- 1st closest
- 2nd closest
- 3rd closest

¹ The Access Standard is defined as (DWP Members (Iowa)) dwp members accessing:
1 (General Dentists (Iowa)) provider in 90 miles and 90 minutes



Distances/Times

	Average
Distance/Time to 1st closest provider	6.8 miles 7.5 mins
Distance/Time to 2nd closest provider	8.6 miles 9.6 mins
Distance/Time to 3rd closest provider	10.2 miles 11.4 mins



Access Overview - Pediatric Dentists (90 miles/90 minutes)

October 12, 2021

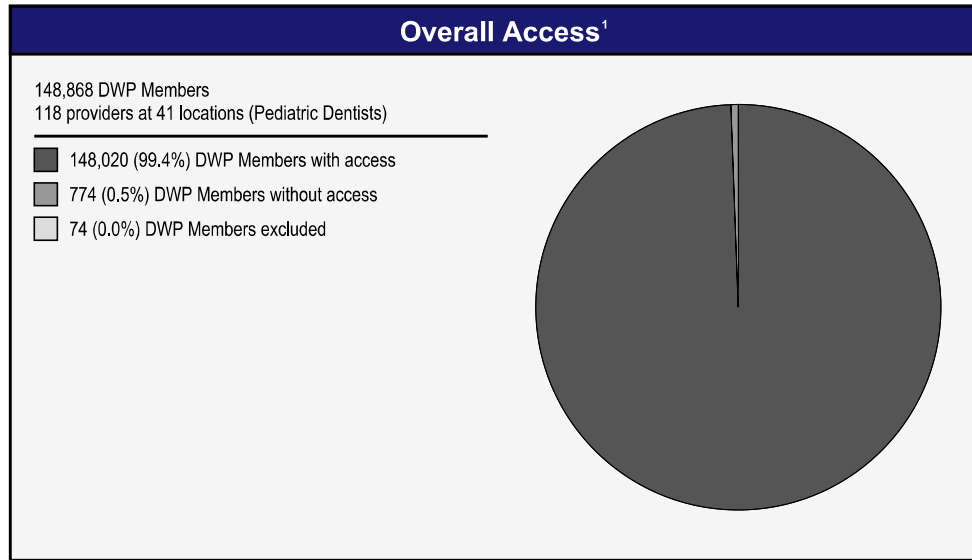
Access Analysis
 Pediatric Dentists (90 miles/90 minutes)

DWP Member / Provider Groups
 DWP Members (Iowa)
 Pediatric Dentists (Iowa)

Comparison Graph
 Percent of dwp members with access to a choice of providers over miles

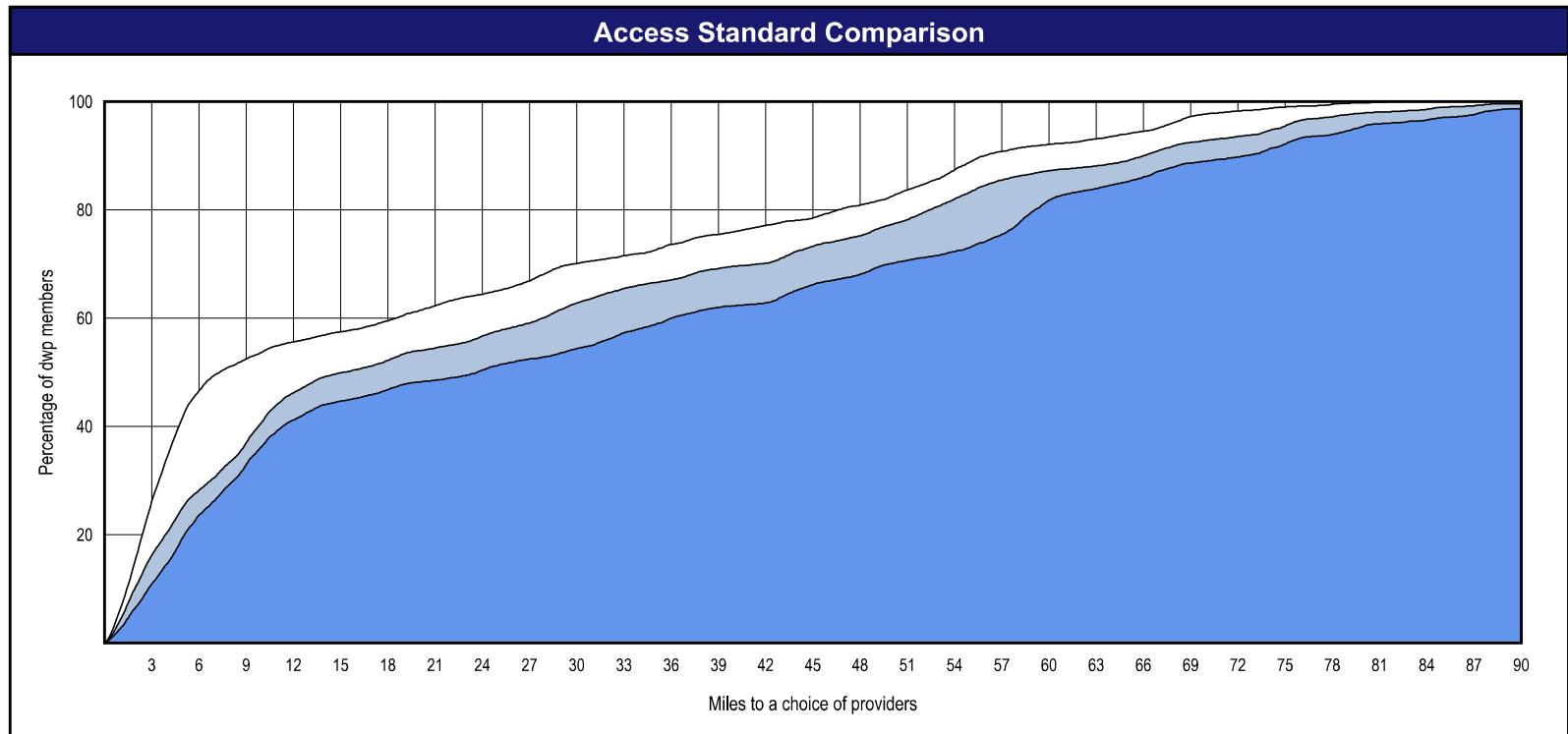
- 1st closest
- 2nd closest
- 3rd closest

¹ The Access Standard is defined as (DWP Members (Iowa)) dwp members accessing:
 1 (Pediatric Dentists (Iowa)) provider in 90 miles and 90 minutes



Distances/Times

	Average
Distance/Time to 1st closest provider	20.9 miles 23.8 mins
Distance/Time to 2nd closest provider	26.5 miles 30.0 mins
Distance/Time to 3rd closest provider	31.4 miles 36.1 mins



Access Overview - Orthodontists (90 miles/90 minutes)

October 12, 2021

Access Analysis
Orthodontists (90 miles/90 minutes)

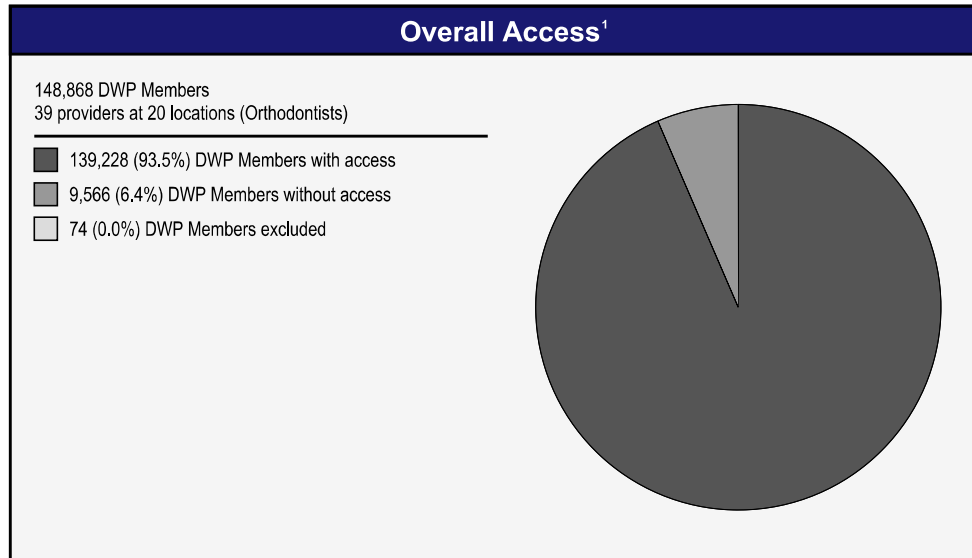
DWP Member / Provider Groups
DWP Members (Iowa)
Orthodontists (Iowa)

Comparison Graph
Percent of dwp members with access to a choice of providers over miles

- 1st closest
- 2nd closest
- 3rd closest

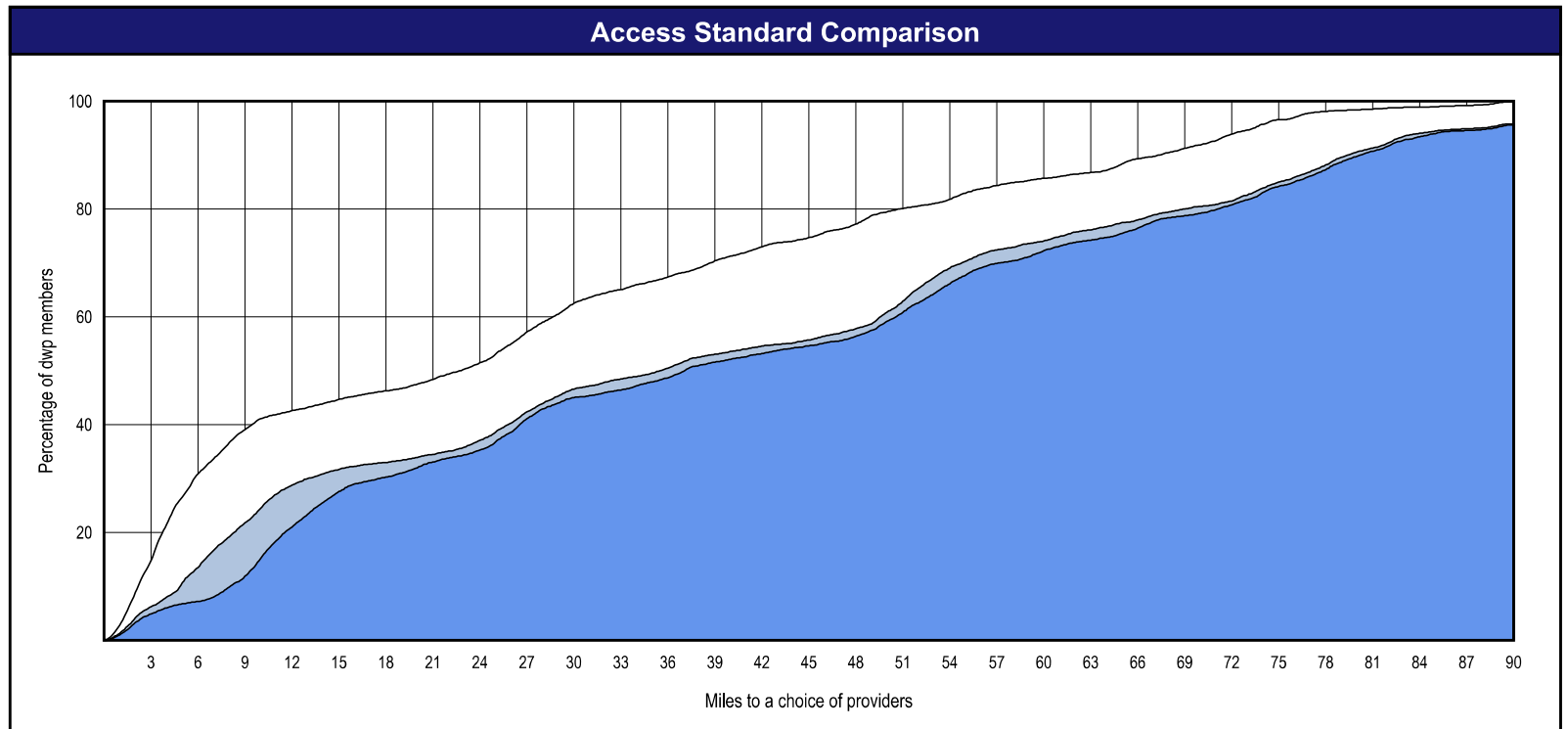
¹ The Access Standard is defined as (DWP Members (Iowa)) dwp members accessing:

1 (Orthodontists (Iowa)) provider in 90 miles and 90 minutes



Distances/Times

	Average
Distance/Time to 1st closest provider	27.0 miles 33.6 mins
Distance/Time to 2nd closest provider	39.3 miles 52.7 mins
Distance/Time to 3rd closest provider	41.3 miles 56.0 mins



Access Overview - Oral Surgeons (90 miles/90 minutes)

October 12, 2021

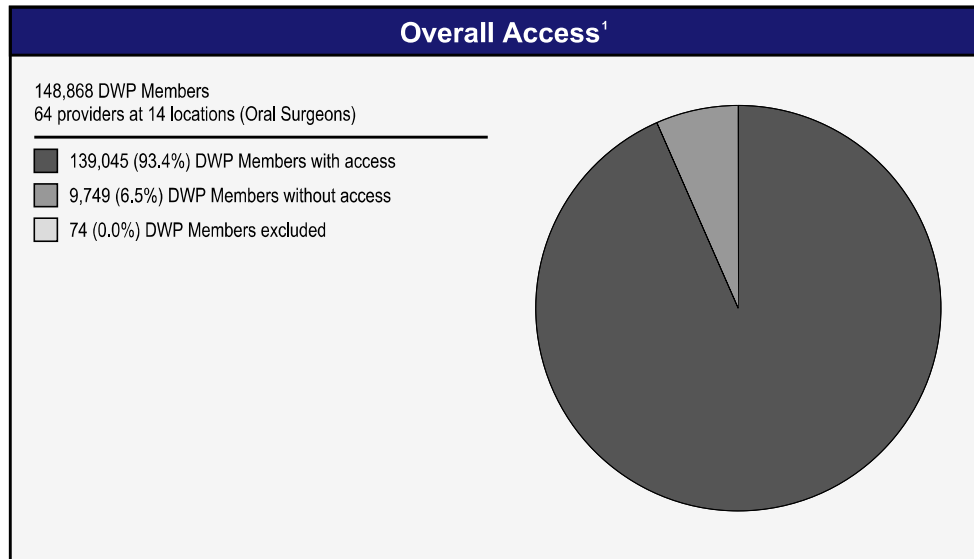
Access Analysis
Oral Surgeons (90 miles/90 minutes)

DWP Member / Provider Groups
DWP Members (Iowa)
Oral Surgeons (Iowa)

Comparison Graph
Percent of dwp members with access to a choice of providers over miles

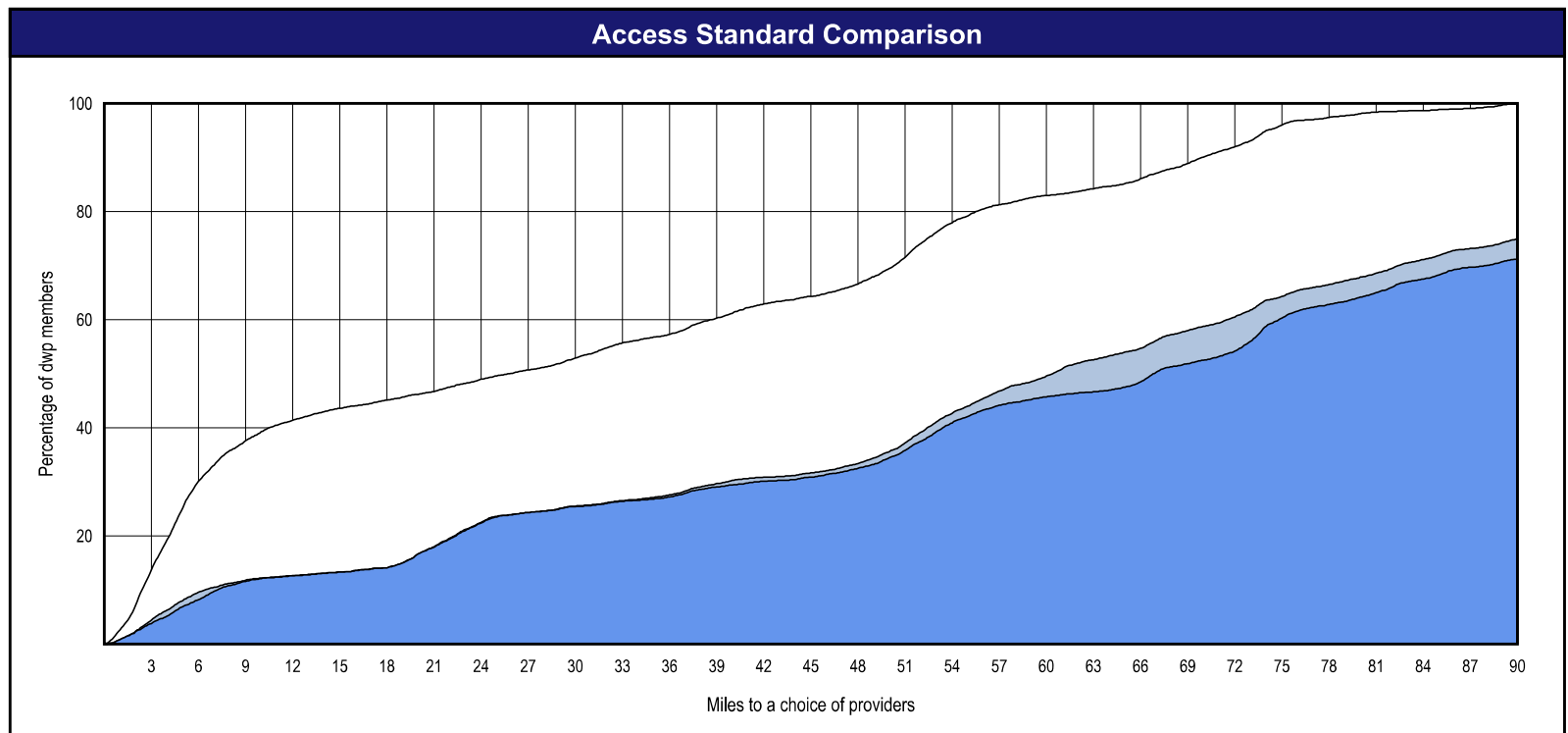
- 1st closest
- 2nd closest
- 3rd closest

¹ The Access Standard is defined as (DWP Members (Iowa)) dwp members accessing:
1 (Oral Surgeons (Iowa)) provider in 90 miles and 90 minutes



Distances/Times

	Average
Distance/Time to 1st closest provider	30.6 miles 38.9 mins
Distance/Time to 2nd closest provider	58.8 miles 74.1 mins
Distance/Time to 3rd closest provider	62.7 miles 77.7 mins



Access Overview - Endodontists (90 miles/90 minutes)

October 12, 2021

Access Analysis
Endodontists (90 miles/90 minutes)


DWP Member / Provider Groups
DWP Members (Iowa)
Endodontists (Iowa)

Comparison Graph
Percent of dwp members with access to a choice of providers over miles

- 1st closest
- 2nd closest
- 3rd closest

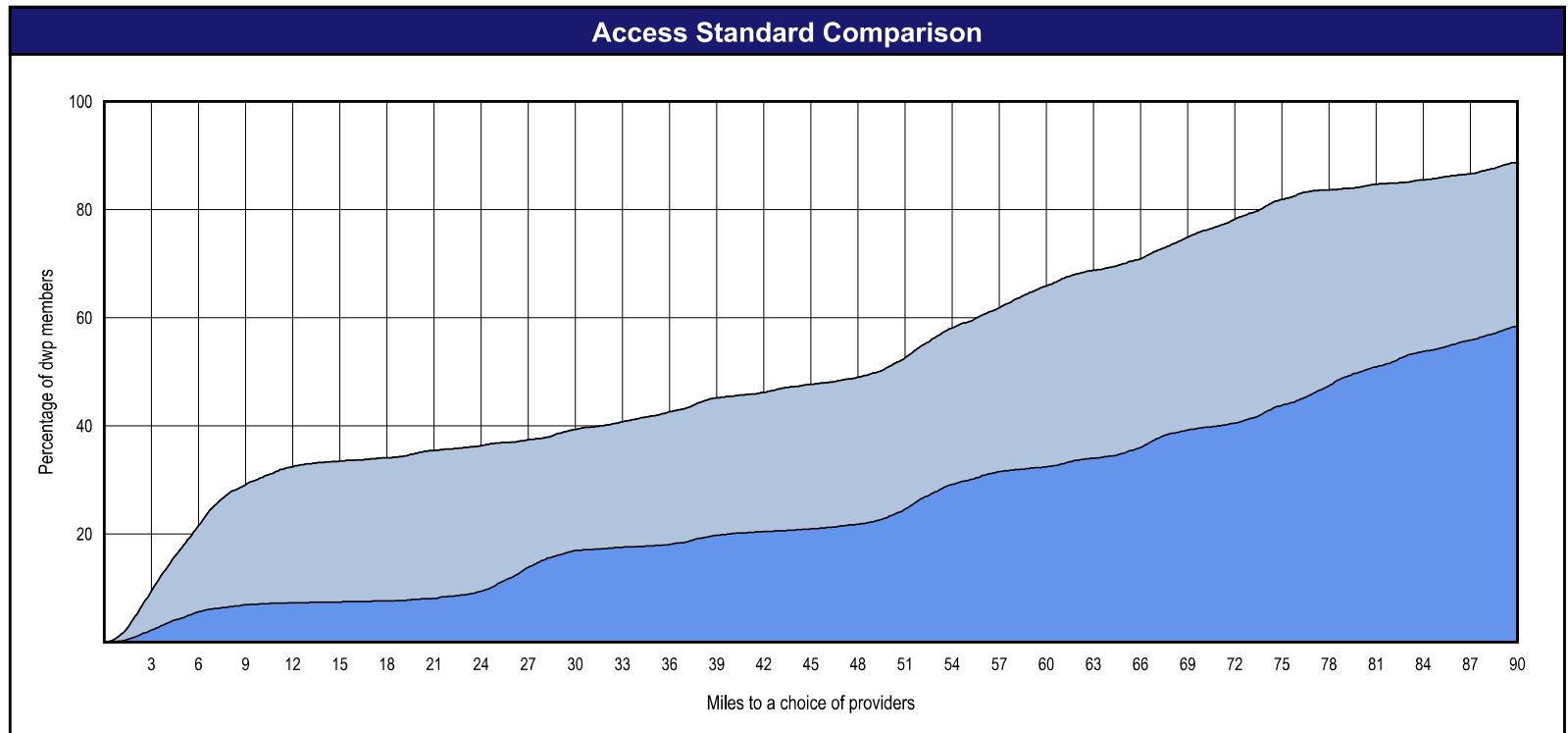
¹ The Access Standard is defined as (DWP Members (Iowa)) dwp members accessing:

1 (Endodontists (Iowa)) provider in 90 miles and 90 minutes



Distances/Times

	Average
Distance/Time to 1st closest provider	44.8 miles 62.6 mins
Distance/Time to 2nd closest provider	44.8 miles 62.6 mins
Distance/Time to 3rd closest provider	76.1 miles 106.7 mins



Access Overview - Prosthodontists (90 miles/90 minutes)

October 12, 2021

Access Analysis
Prosthodontists (90 miles/90 minutes)


DWP Member / Provider Groups
DWP Members (Iowa)
Prosthodontists (Iowa)

Comparison Graph
Percent of dwp members with access to a choice of providers over miles

- 1st closest
- 2nd closest
- 3rd closest

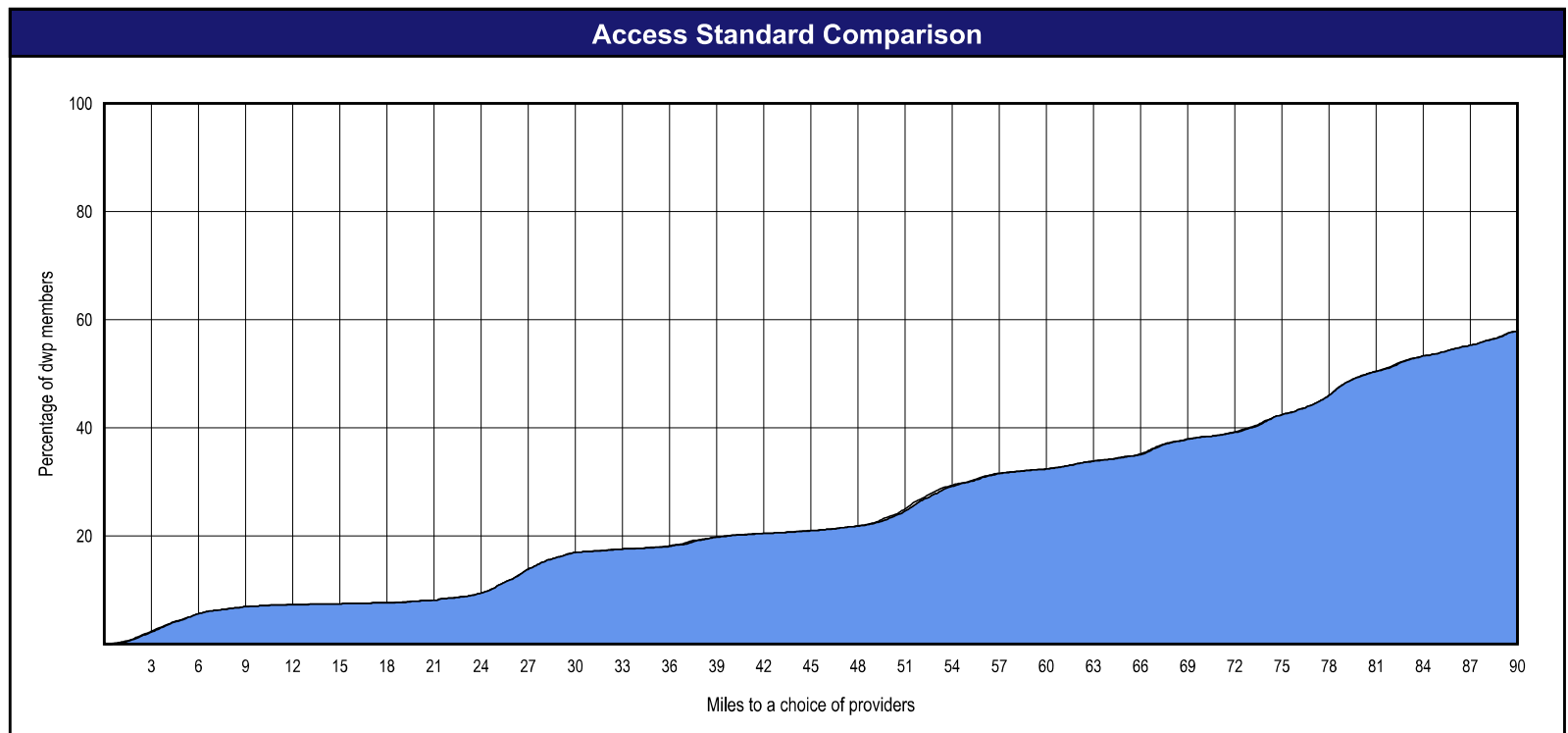
¹ The Access Standard is defined as (DWP Members (Iowa)) dwp members accessing:

1 (Prosthodontists (Iowa)) provider in 90 miles and 90 minutes



Distances/Times

	Average
Distance/Time to 1st closest provider	77.6 miles 117.4 mins
Distance/Time to 2nd closest provider	77.7 miles 117.5 mins
Distance/Time to 3rd closest provider	77.7 miles 117.5 mins



Access Overview - Periodontists (90 miles/90 minutes)

October 12, 2021

Access Analysis
Periodontists (90 miles/90 minutes)


DWP Member / Provider Groups
DWP Members (Iowa)
Periodontists (Iowa)

Comparison Graph
Percent of dwp members with access to a choice of providers over miles

- 1st closest
- 2nd closest
- 3rd closest

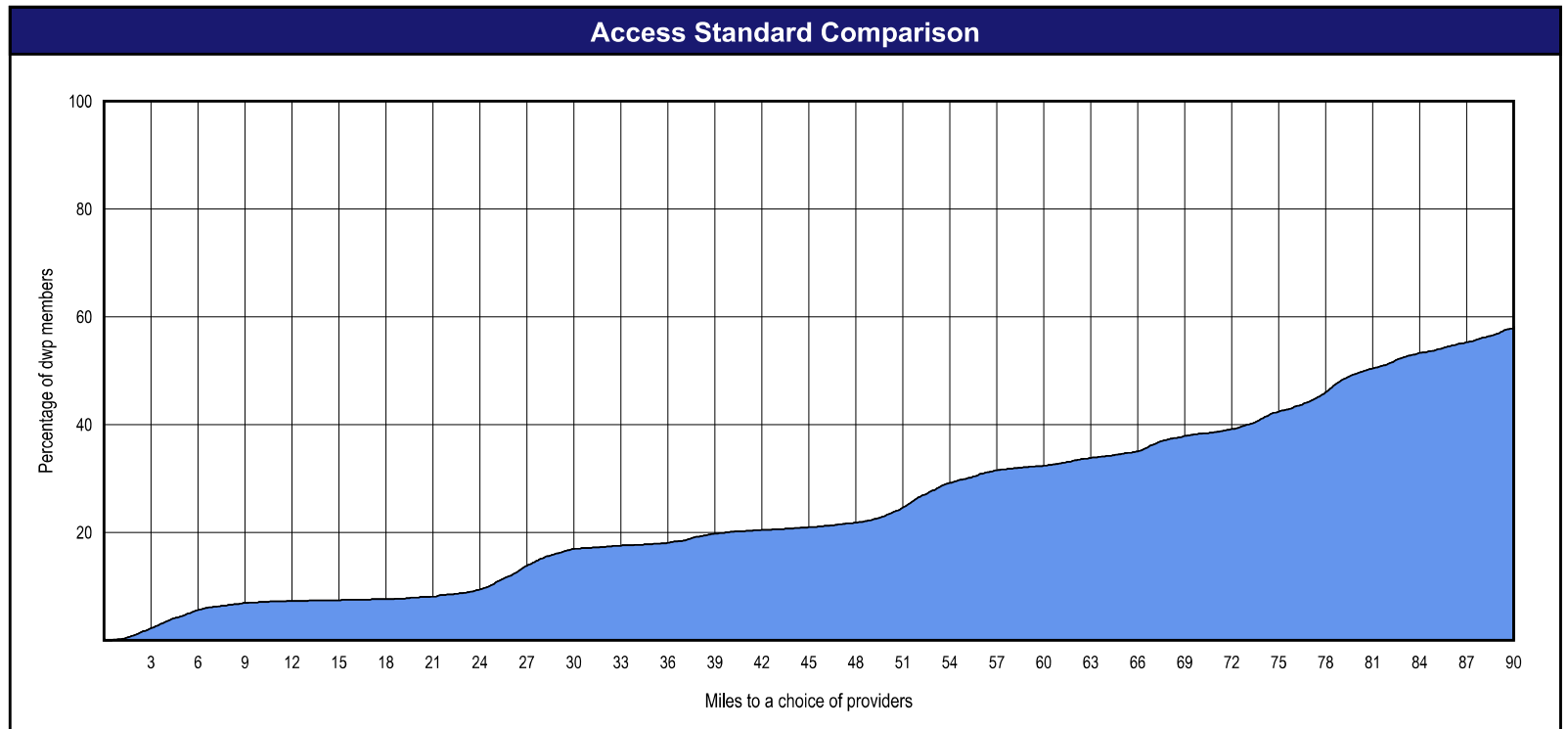
¹ The Access Standard is defined as (DWP Members (Iowa)) dwp members accessing:

1 (Periodontists (Iowa)) provider in 90 miles and 90 minutes



Distances/Times

	Average
Distance/Time to 1st closest provider	77.7 miles 117.5 mins
Distance/Time to 2nd closest provider	77.7 miles 117.5 mins
Distance/Time to 3rd closest provider	77.7 miles 117.5 mins



All Dentists Access Map

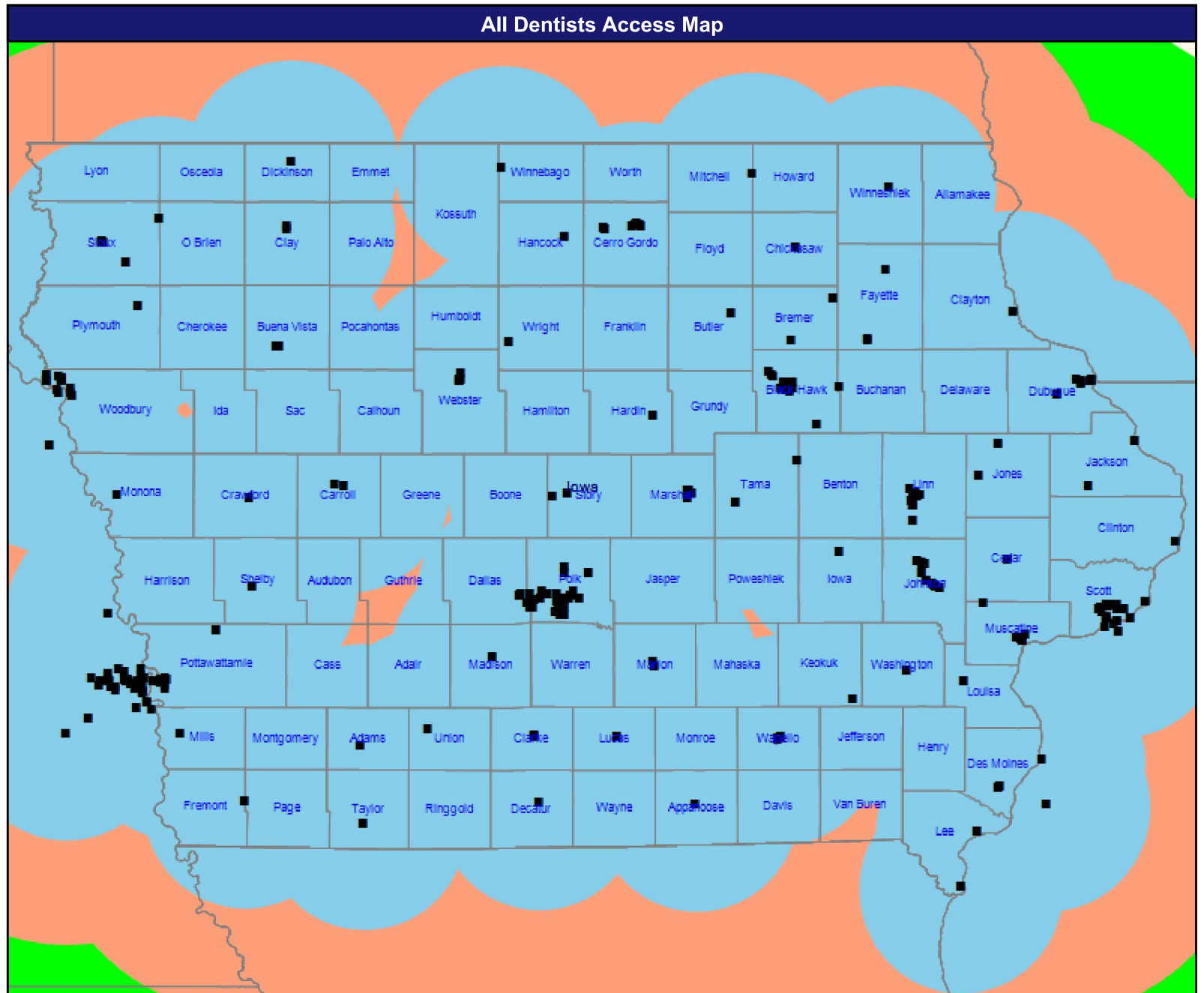
October 12, 2021

All Dentists

Total Providers: 1,152

- All providers
- 30 mile radius
- 60 mile radius
- 90 mile radius

41.42 miles



Endodontists Access Map

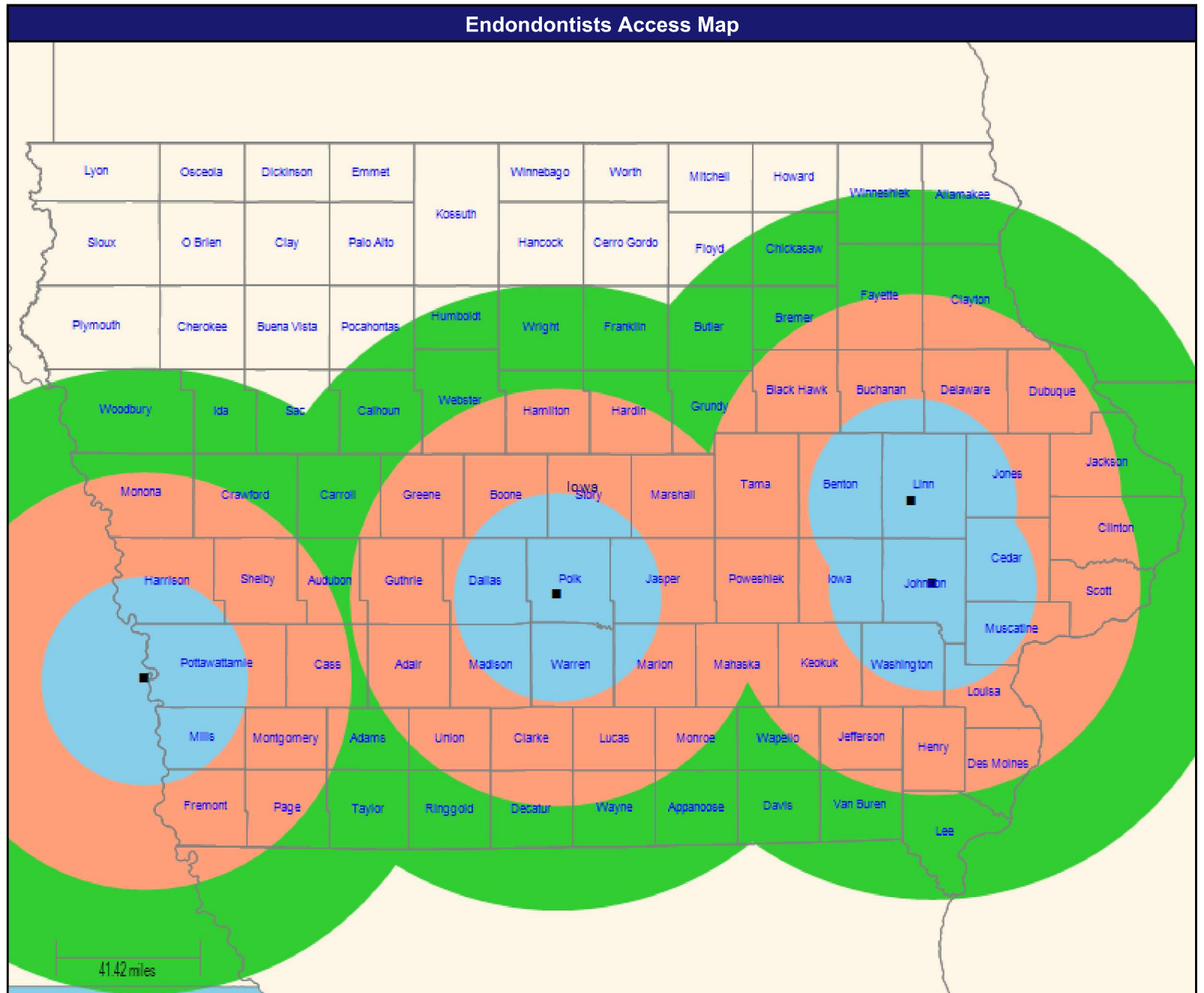
October 12, 2021

Endodontists

Total Providers: 15

- All providers
- 30 mile radius
- 60 mile radius
- 90 mile radius

41.42 miles



General Dentists Access Map

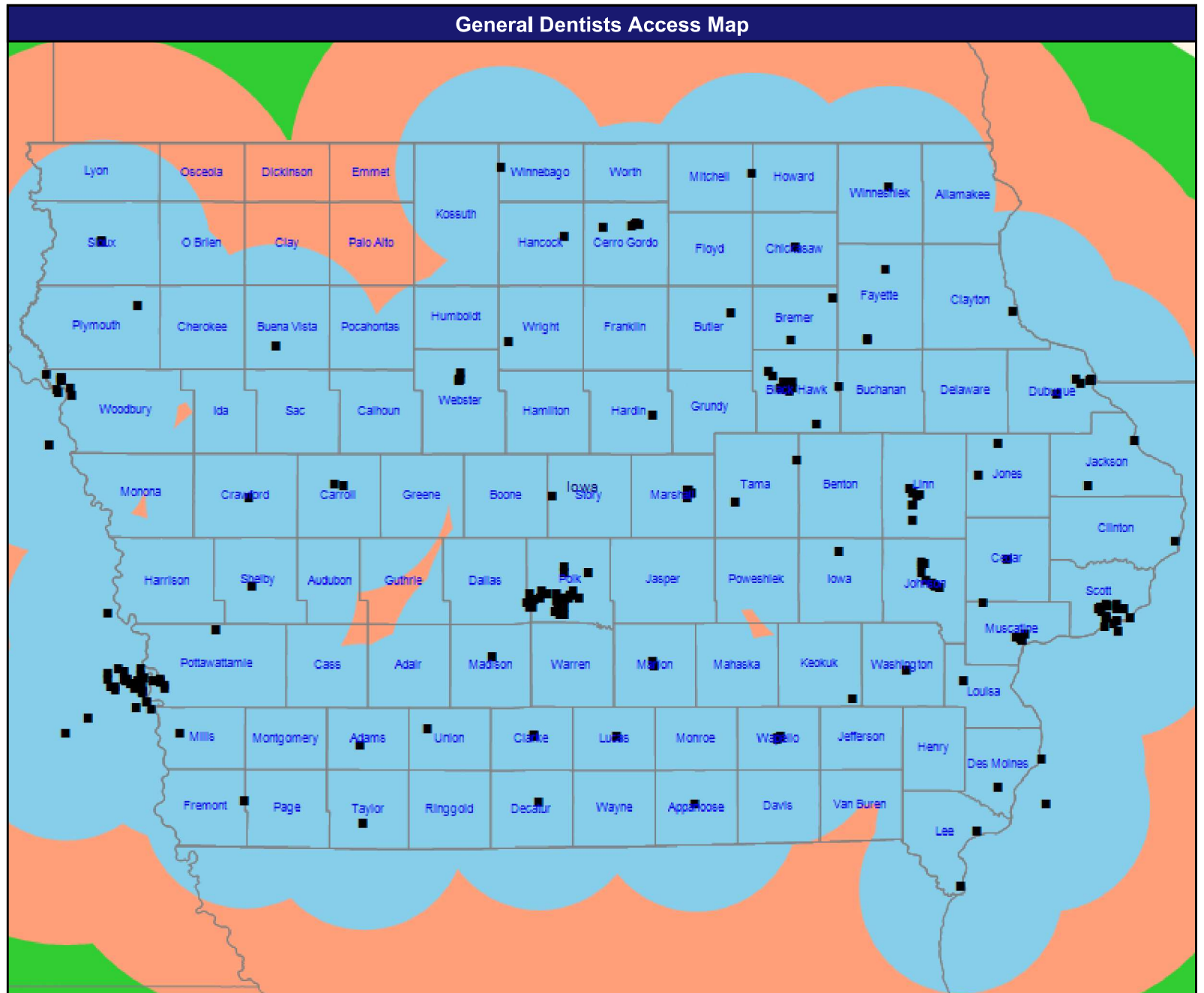
October 12, 2021

General Dentists

Total Providers: 846

- All providers
- 30 mile radius
- 60 mile radius
- 90 mile radius

41.42 miles



Oral Surgeons Access Map

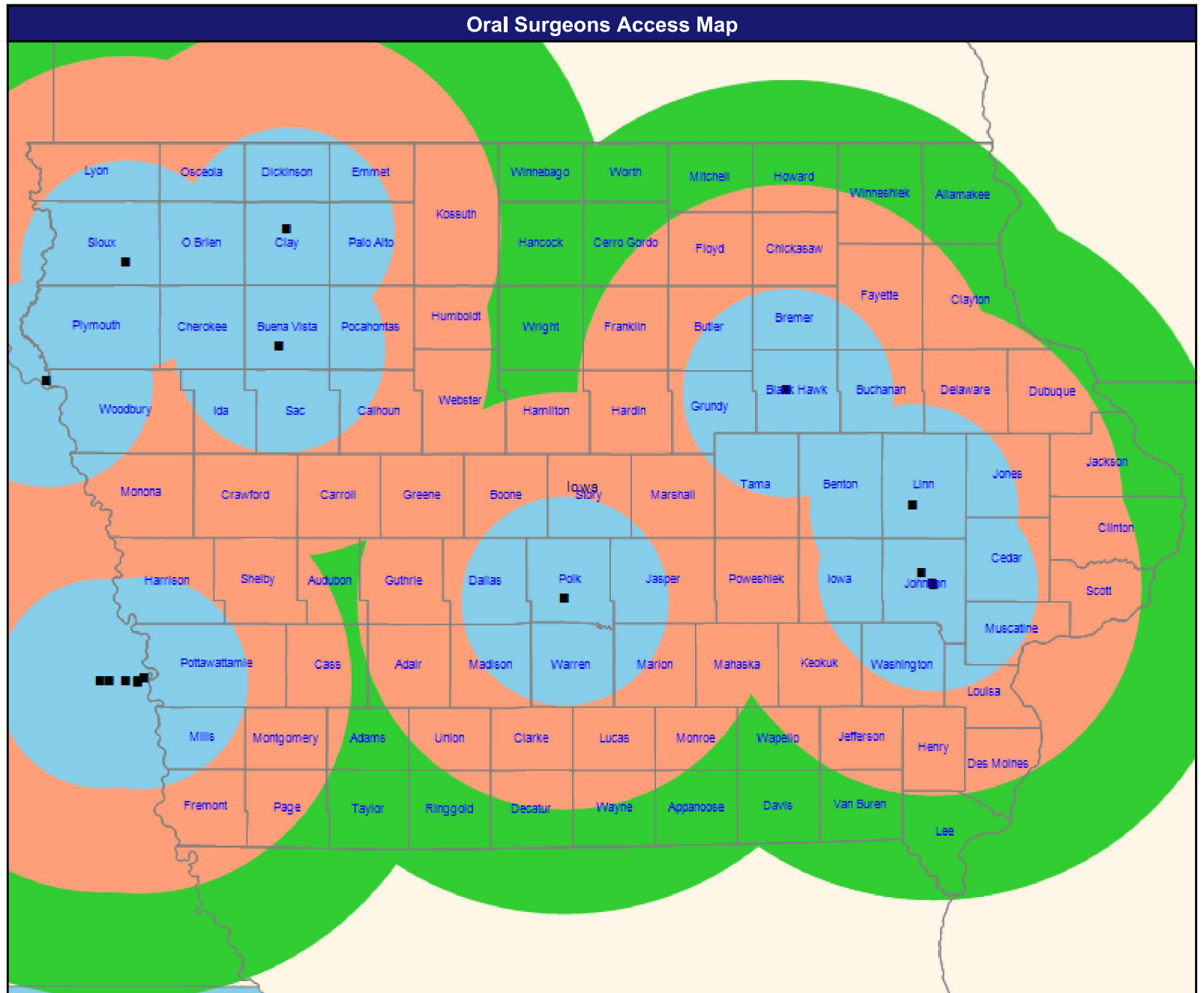
October 12, 2021

Oral Surgeons

Total Providers: 72

- All providers
- 30 mile radius
- 60 mile radius
- 90 mile radius

41.42 miles



Orthodontists Access Map

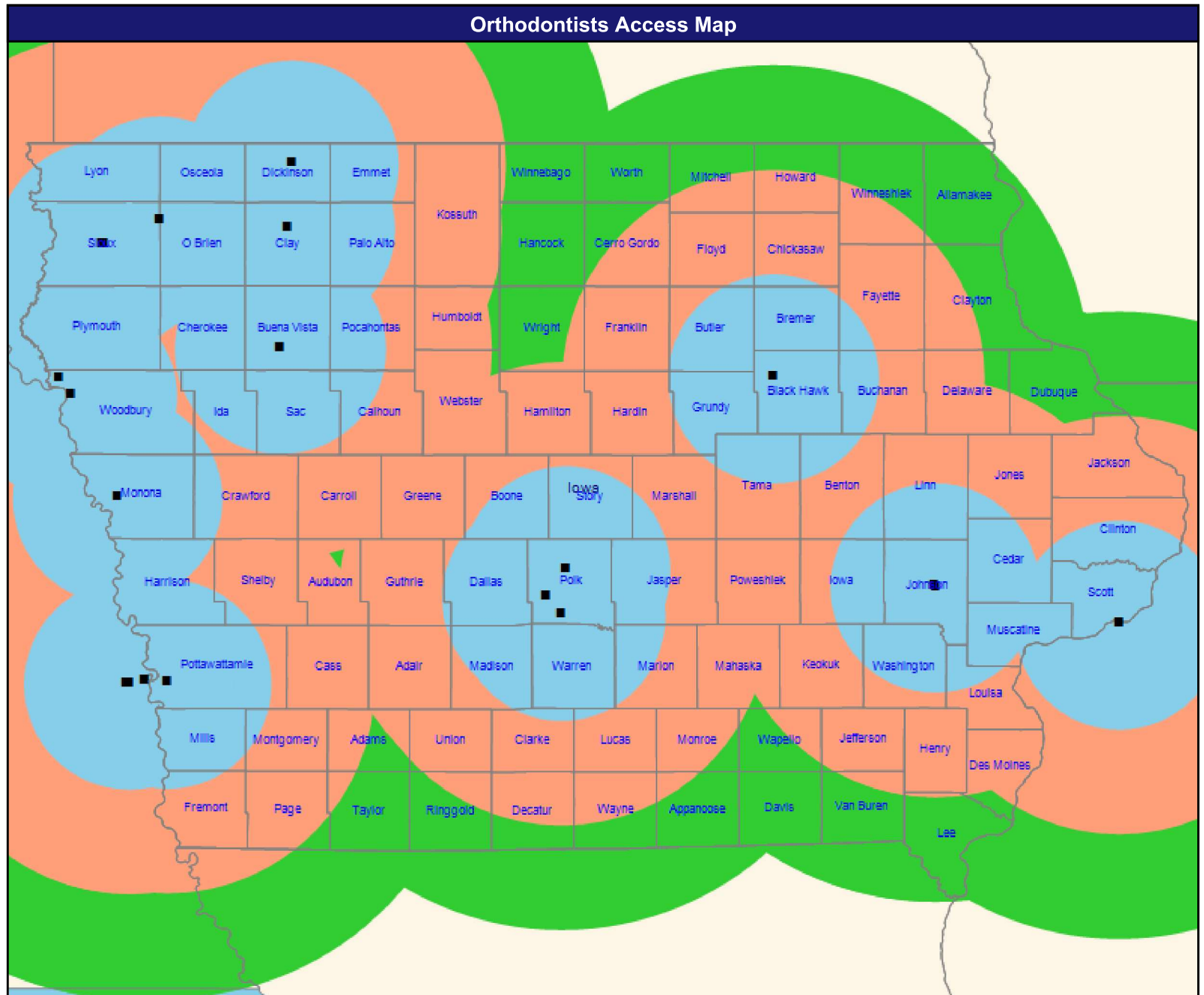
October 12, 2021

Orthodontists

Total Providers: 39

- All providers
- 30 mile radius
- 60 mile radius
- 90 mile radius

41.42 miles



Pediatric Dentists Access Map

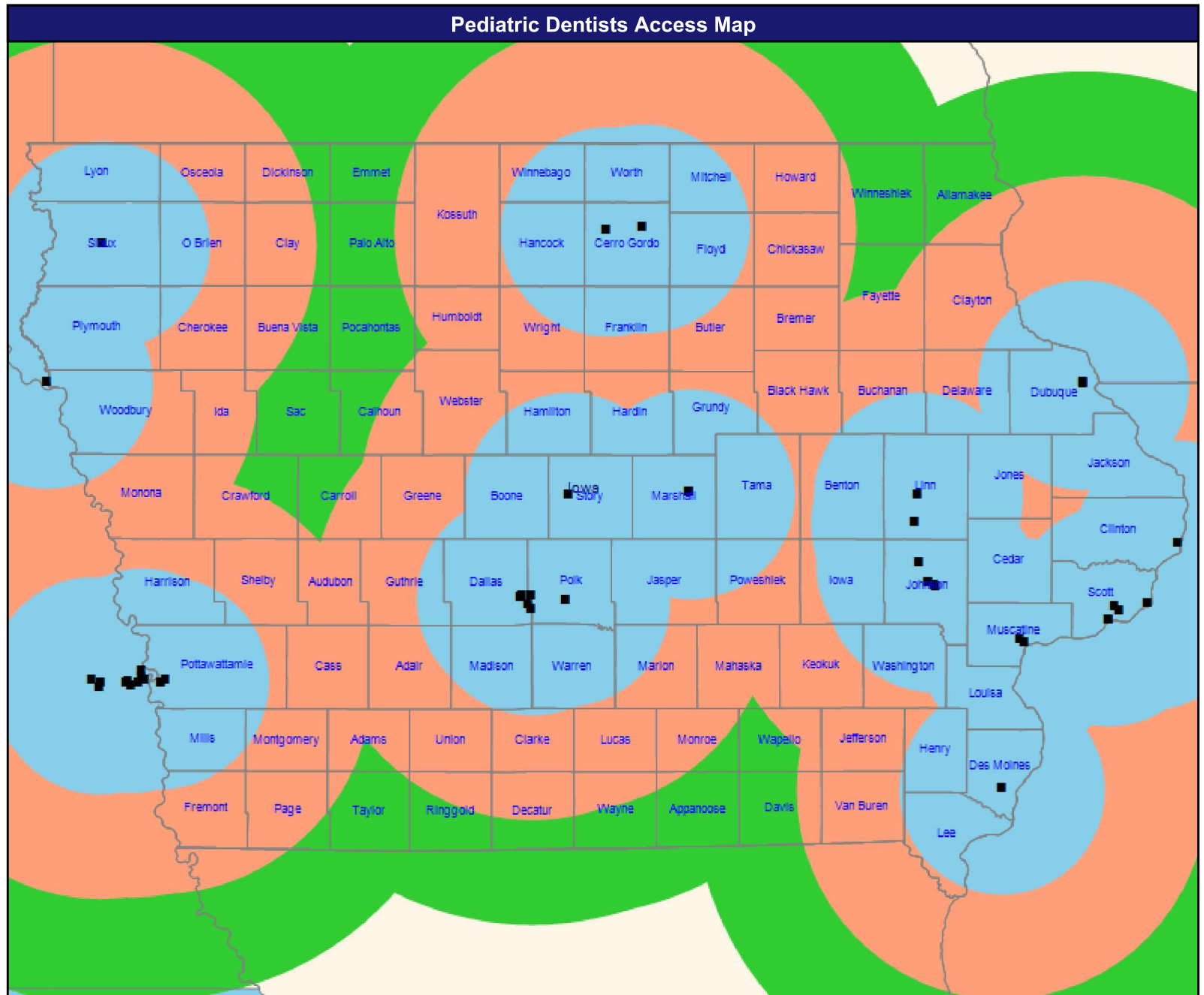
October 12, 2021

Pediatric Dentists

Total Providers: 120

- All providers
- 30 mile radius
- 60 mile radius
- 90 mile radius

41.42 miles



Periodontists Access Map

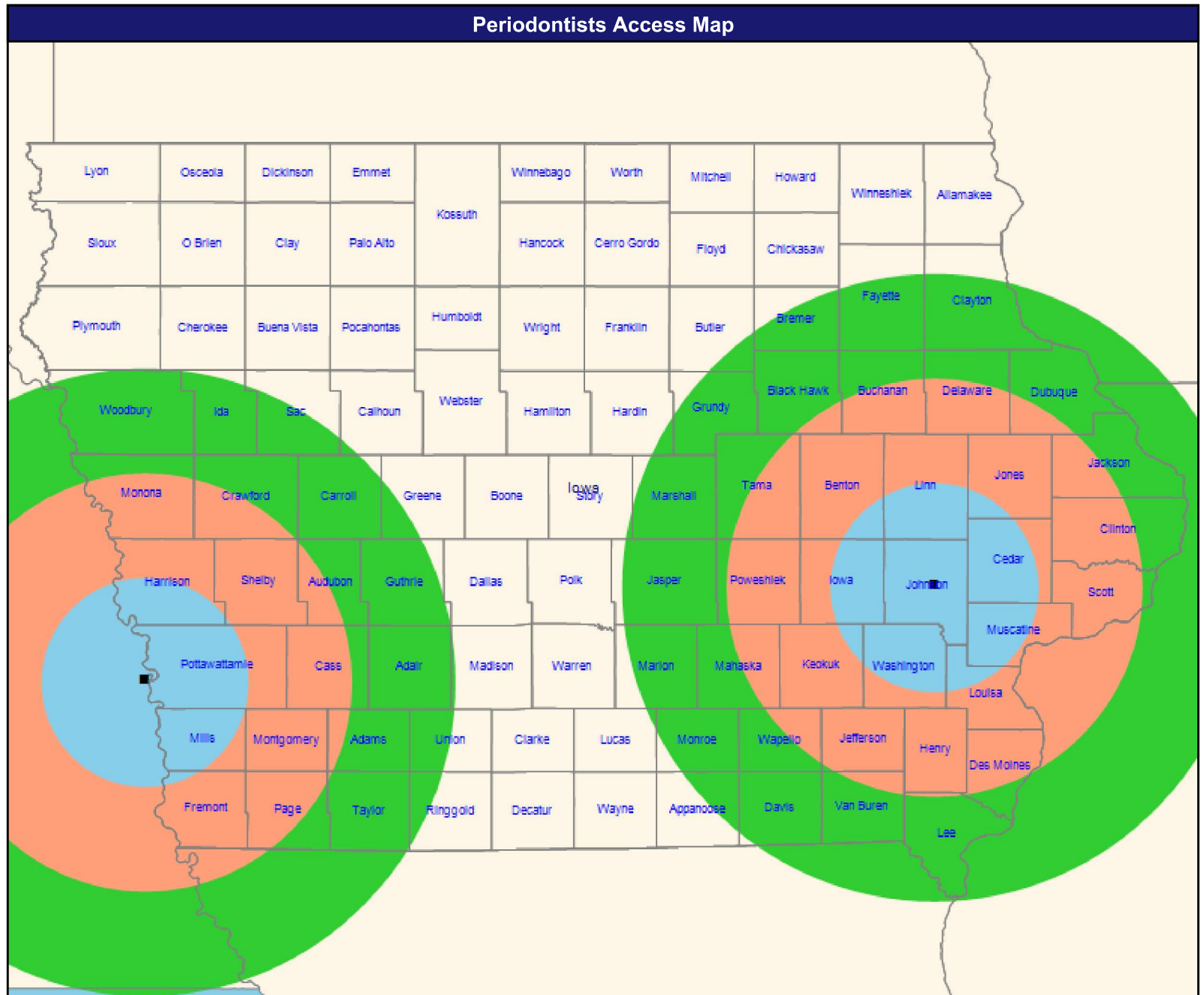
October 12, 2021

Periodontists

Total Providers: 13

- All providers
- 30 mile radius
- 60 mile radius
- 90 mile radius

41.42 miles



Prosthodontists Access Map

October 12, 2021

Prosthodontists

Total Providers: 22

- All providers
- 30 mile radius
- 60 mile radius
- 90 mile radius

41.42 miles

