



Network Access Analysis

Iowa Dental Wellness Plan Adults
MCNA Dental

January 3, 2022

Contents

Report Contents

Access Overview - All Dentists (30 miles/30 minutes)	4
Access Overview - General Dentists (30 miles/30 minutes)	5
Access Overview - Orthodontists (30 miles/30 minutes)	6
Access Overview - Oral Surgeons (30 miles/30 minutes)	7
Access Overview - Periodontists (30 miles/30 minutes)	8
Access Overview - Endodontists (30 miles/30 minutes)	9
Access Overview - Prosthodontists (30 miles/30 minutes)	10
Access Overview - All Dentists (60 miles/60 minutes)	11
Access Overview - General Dentists (60 miles/60 minutes)	12
Access Overview - Orthodontists (60 miles/60 minutes)	13
Access Overview - Oral Surgeons (60 miles/60 minutes)	14
Access Overview - Endodontists (60 miles/60 minutes)	15
Access Overview - Prosthodontists (60 miles/60 minutes)	16
Access Overview - Periodontists (60 miles/60 minutes)	17
Access Overview - All Dentists (90 miles/90 minutes)	18
Access Overview - General Dentists (90 miles/90 minutes)	19
Access Overview - Orthodontists (90 miles/90 minutes)	20
Access Overview - Oral Surgeons (90 miles/90 minutes)	21
Access Overview - Endodontists (90 miles/90 minutes)	22
Access Overview - Prosthodontists (90 miles/90 minutes)	23
Access Overview - Periodontists (90 miles/90 minutes)	24
All Dentists Access Map	25
Endodontists Access Map	26
General Dentists Access Map	27

Contents

Report Contents

Oral Surgeons Access Map	28
Orthodontists Access Map	29
Periodontists Access Map	30
Prosthodontists Access Map	31
Access Summary By County	32
Access Detail By County	33

Access Overview - All Dentists (30 miles/30 minutes)

January 3, 2022

Access Analysis
All Dentists (30 miles/30 minutes)

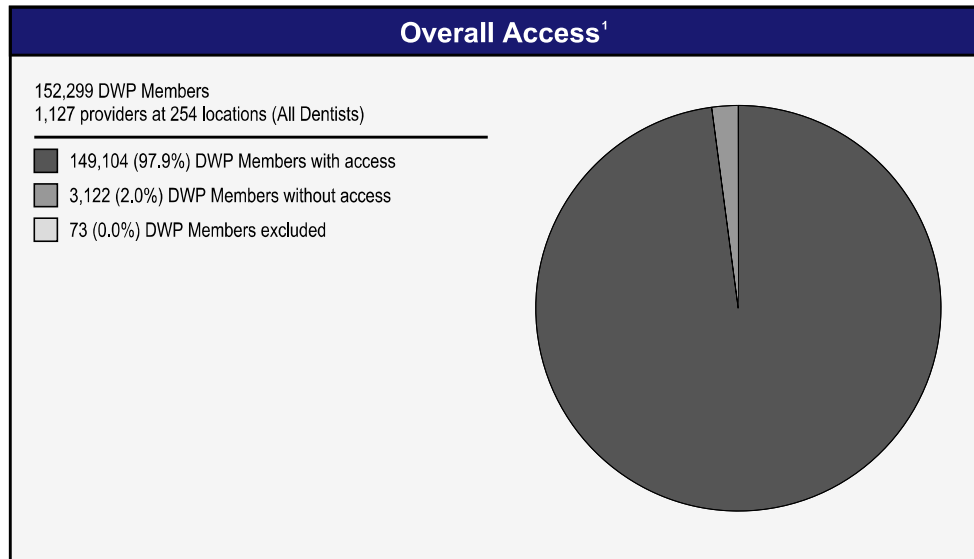
DWP Member / Provider Groups
DWP Members (Iowa)
All Dentists (Iowa)

Comparison Graph
Percent of dwp members with access to a choice of providers over miles

- 1st closest
- 2nd closest
- 3rd closest

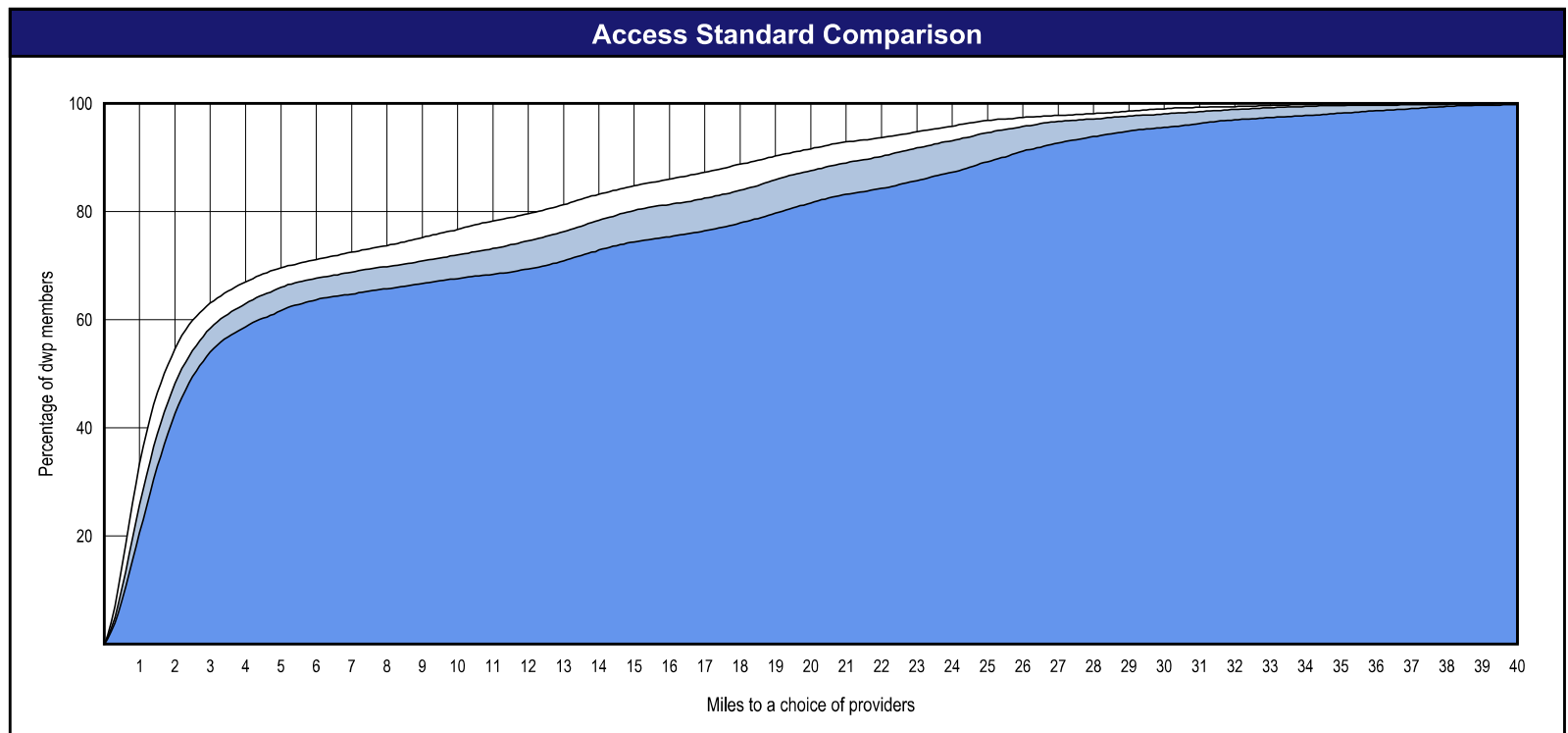
¹ The Access Standard is defined as (DWP Members (Iowa)) dwp members accessing:

1 (All Dentists (Iowa)) provider in 30 miles and 30 minutes



Distances/Times

	Average
Distance/Time to 1st closest provider	5.8 miles 6.5 mins
Distance/Time to 2nd closest provider	7.0 miles 7.8 mins
Distance/Time to 3rd closest provider	8.6 miles 9.6 mins



Access Overview - General Dentists (30 miles/30 minutes)

January 3, 2022

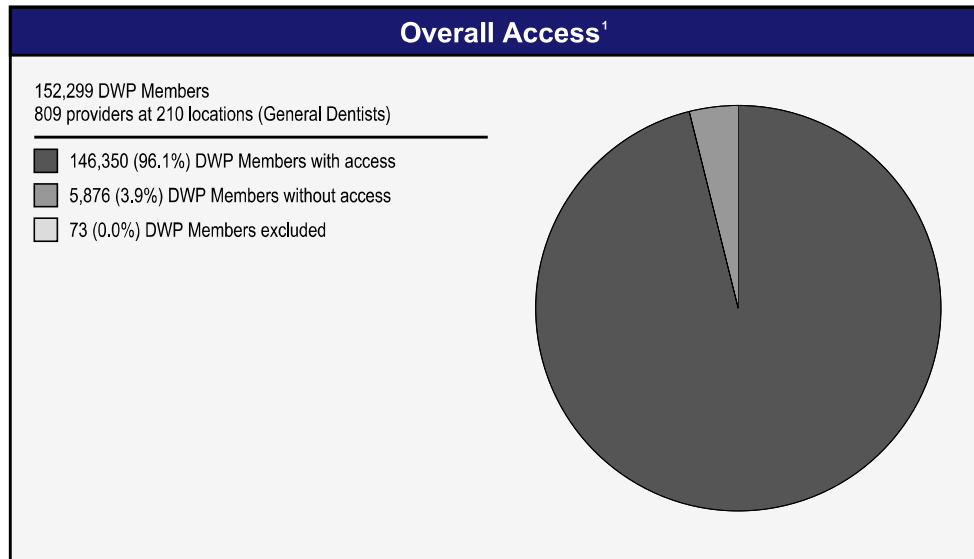
Access Analysis
General Dentists (30 miles/30 minutes)

DWP Member / Provider Groups
DWP Members (Iowa)
General Dentists (Iowa)

Comparison Graph
Percent of dwp members with access to a choice of providers over miles

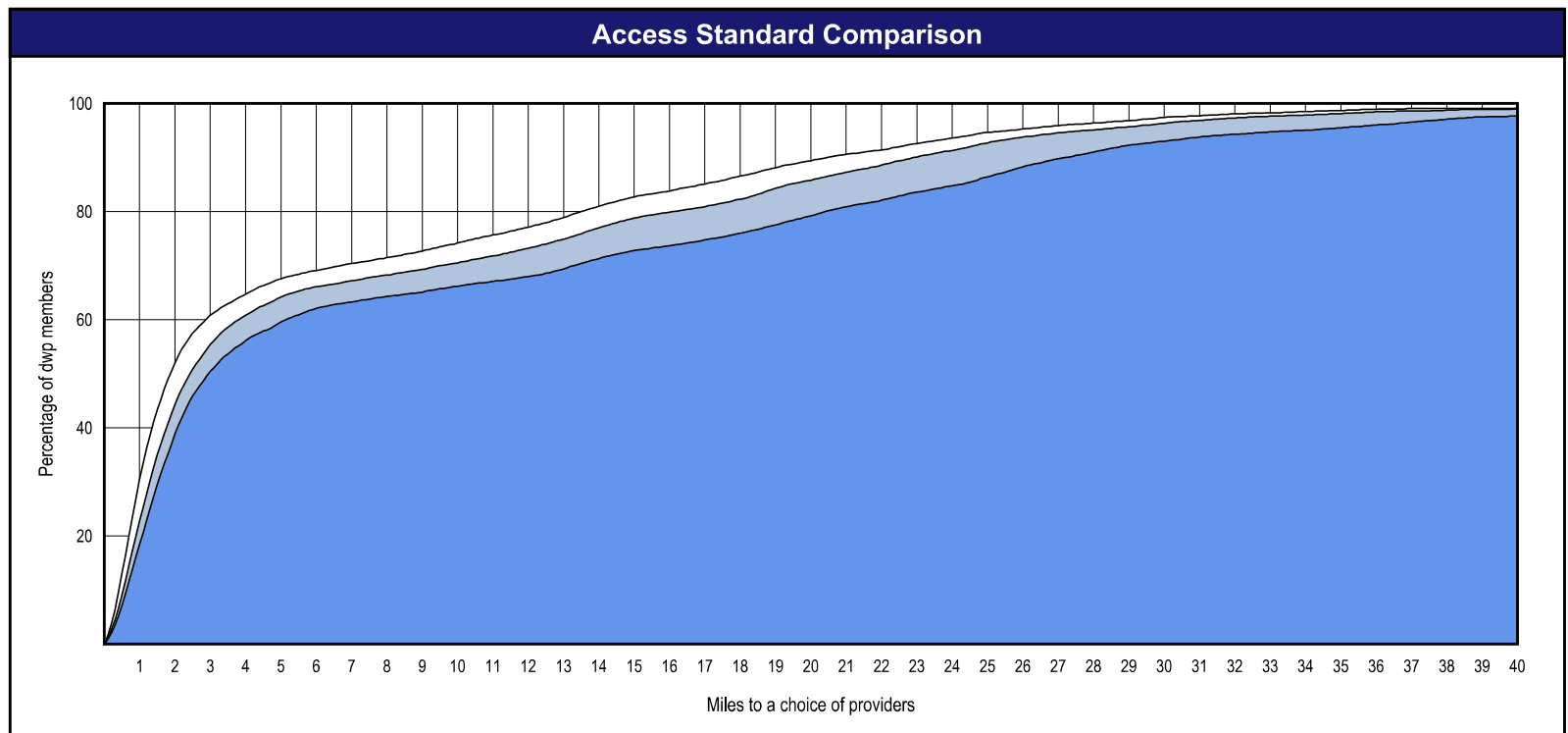
- 1st closest
- 2nd closest
- 3rd closest

¹ The Access Standard is defined as (DWP Members (Iowa)) dwp members accessing:
1 (General Dentists (Iowa)) provider in 30 miles and 30 minutes



Distances/Times

	Average
Distance/Time to 1st closest provider	6.7 miles 7.4 mins
Distance/Time to 2nd closest provider	7.8 miles 8.7 mins
Distance/Time to 3rd closest provider	9.7 miles 10.9 mins



Access Overview - Orthodontists (30 miles/30 minutes)

January 3, 2022

Access Analysis
Orthodontists (30 miles/30 minutes)

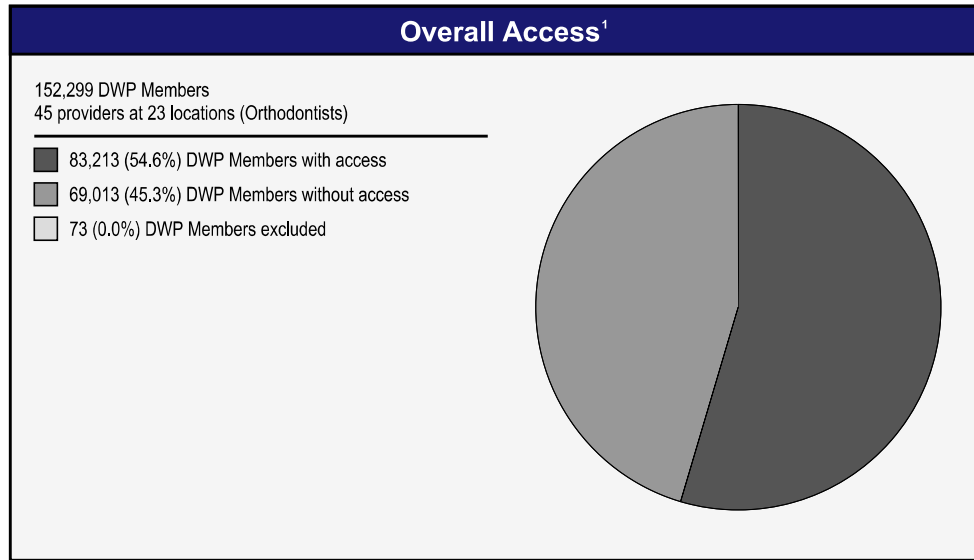
DWP Member / Provider Groups
DWP Members (Iowa)
Orthodontists (Iowa)

Comparison Graph
Percent of dwp members with access to a choice of providers over miles

- 1st closest
- 2nd closest
- 3rd closest

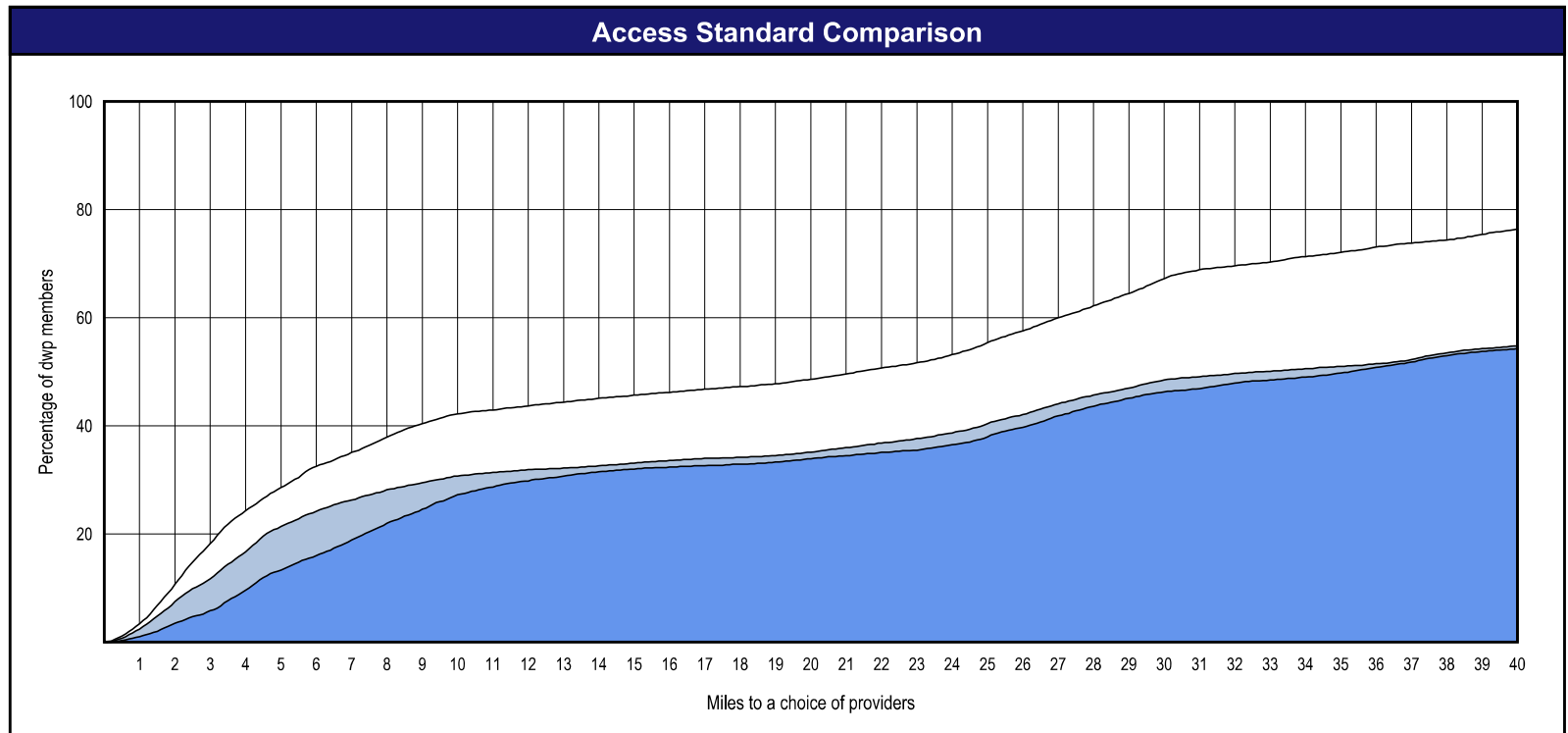
¹ The Access Standard is defined as (DWP Members (Iowa)) dwp members accessing:

1 (Orthodontists (Iowa)) provider in 30 miles and 30 minutes



Distances/Times

	Average
Distance/Time to 1st closest provider	23.8 miles 28.3 mins
Distance/Time to 2nd closest provider	37.6 miles 49.3 mins
Distance/Time to 3rd closest provider	39.0 miles 52.7 mins



Access Overview - Oral Surgeons (30 miles/30 minutes)

January 3, 2022

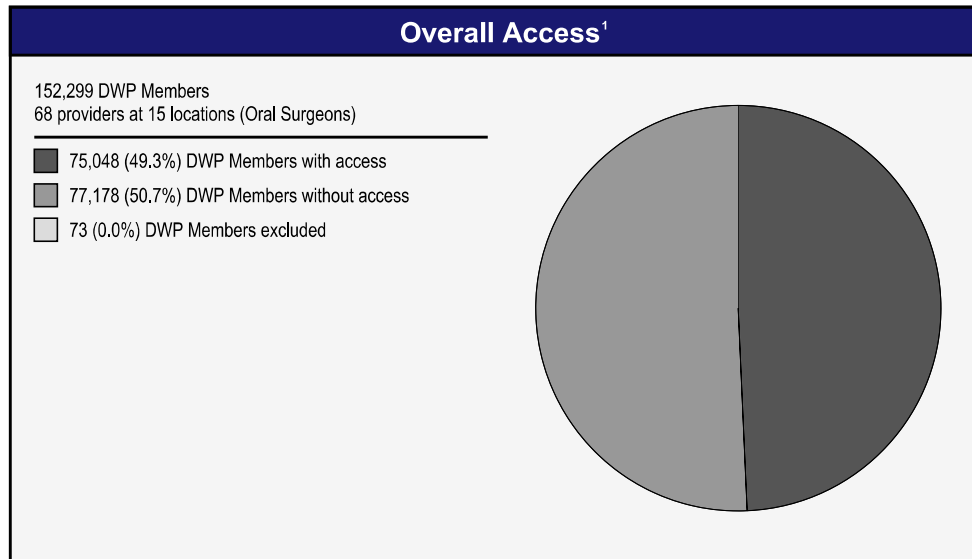
Access Analysis
Oral Surgeons (30 miles/30 minutes)

DWP Member / Provider Groups
DWP Members (Iowa)
Oral Surgeons (Iowa)

Comparison Graph
Percent of dwp members with access to a choice of providers over miles

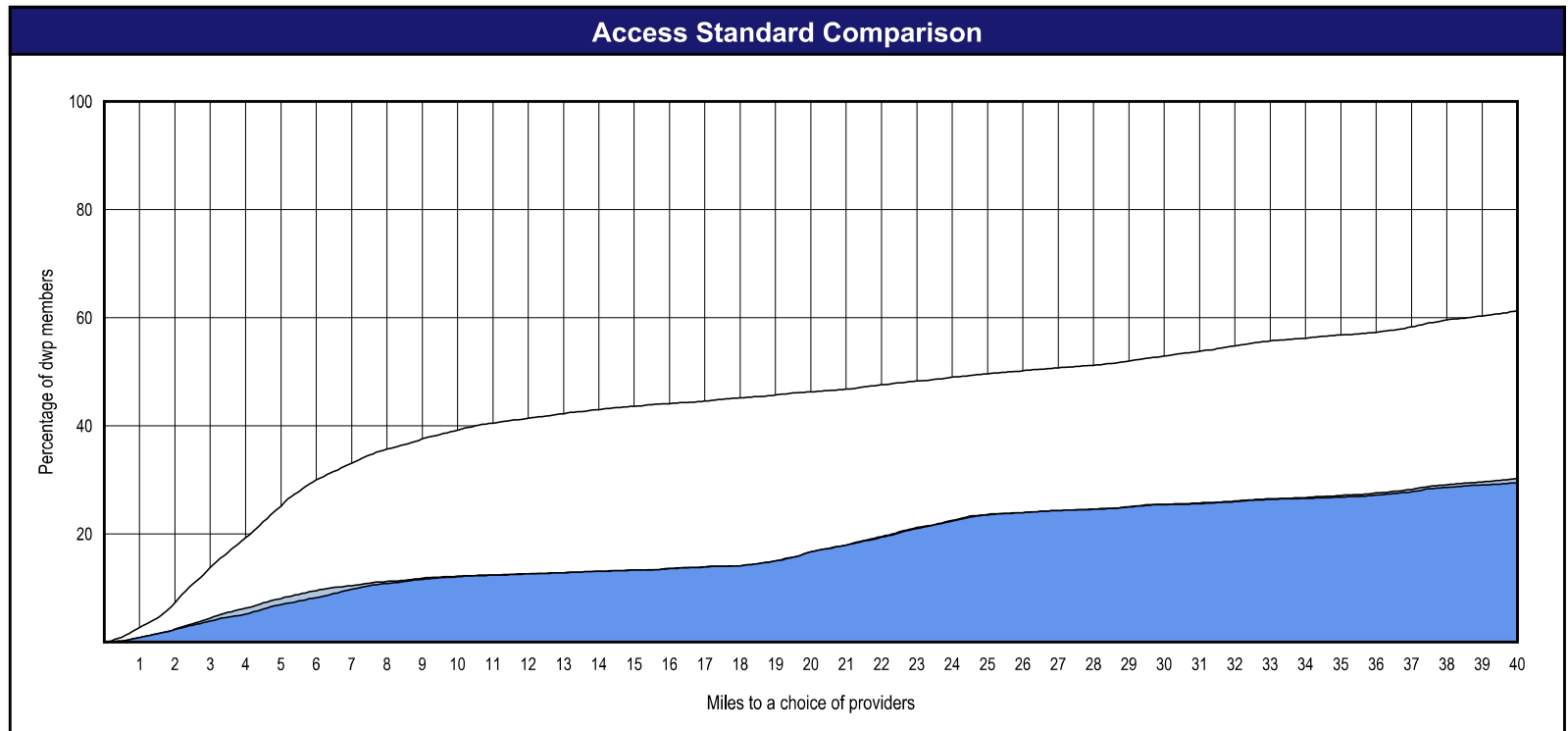
- 1st closest
- 2nd closest
- 3rd closest

¹ The Access Standard is defined as (DWP Members (Iowa)) dwp members accessing:
1 (Oral Surgeons (Iowa)) provider in 30 miles and 30 minutes



Distances/Times

	Average
Distance/Time to 1st closest provider	30.6 miles 38.8 mins
Distance/Time to 2nd closest provider	58.9 miles 74.0 mins
Distance/Time to 3rd closest provider	62.7 miles 77.6 mins



Access Overview - Periodontists (30 miles/30 minutes)

January 3, 2022

Access Analysis
Periodontists (30 miles/30 minutes)


DWP Member / Provider Groups
DWP Members (Iowa)
Periodontists (Iowa)

Comparison Graph
Percent of dwp members with access to a choice of providers over miles

- 1st closest
- 2nd closest
- 3rd closest

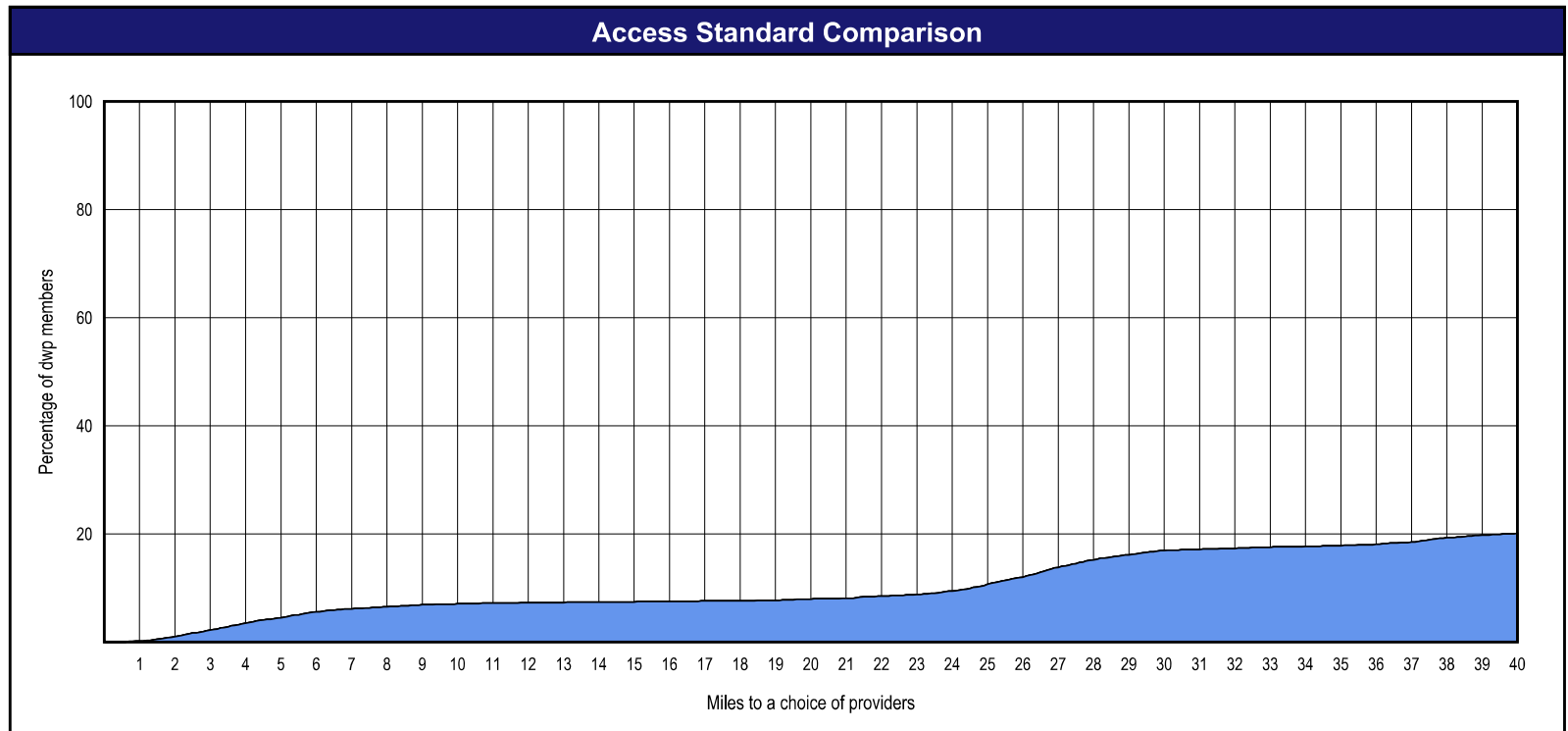
¹ The Access Standard is defined as (DWP Members (Iowa)) dwp members accessing:

1 (Periodontists (Iowa)) provider in 30 miles and 30 minutes



Distances/Times

	Average
Distance/Time to 1st closest provider	77.7 miles 117.5 mins
Distance/Time to 2nd closest provider	77.7 miles 117.5 mins
Distance/Time to 3rd closest provider	77.7 miles 117.5 mins



Access Overview - Endodontists (30 miles/30 minutes)

January 3, 2022

Access Analysis
Endodontists (30 miles/30 minutes)


DWP Member / Provider Groups
DWP Members (Iowa)
Endodontists (Iowa)

Comparison Graph
Percent of dwp members with access to a choice of providers over miles

- 1st closest
- 2nd closest
- 3rd closest

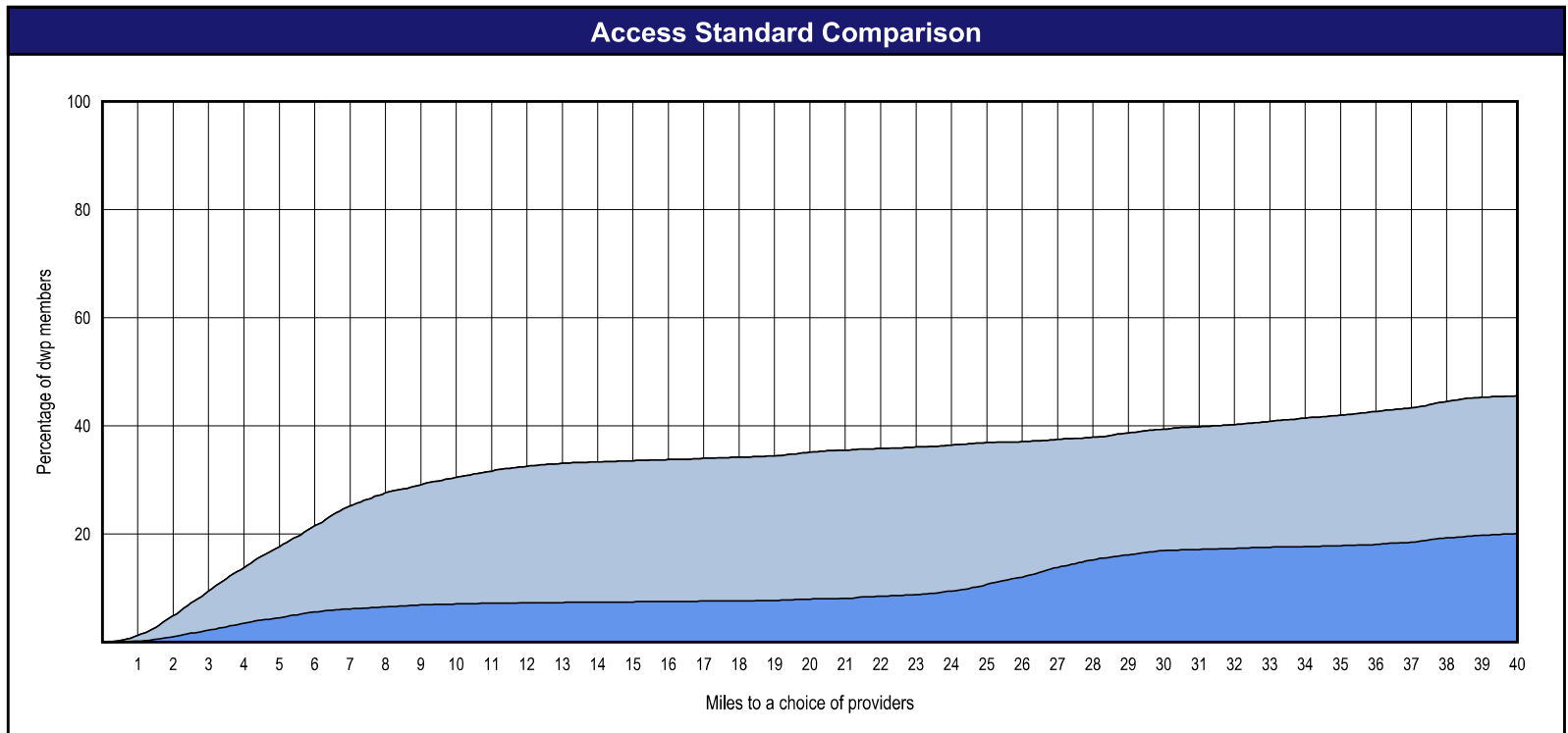
¹ The Access Standard is defined as (DWP Members (Iowa)) dwp members accessing:

1 (Endodontists (Iowa)) provider in 30 miles and 30 minutes



Distances/Times

	Average
Distance/Time to 1st closest provider	44.8 miles 62.6 mins
Distance/Time to 2nd closest provider	44.8 miles 62.6 mins
Distance/Time to 3rd closest provider	76.1 miles 106.7 mins



Access Overview - Prosthodontists (30 miles/30 minutes)

January 3, 2022


Access Analysis
Prosthodontists (30 miles/30 minutes)

DWP Member / Provider Groups
DWP Members (Iowa)
Prosthodontists (Iowa)

Comparison Graph
Percent of dwp members with access to a choice of providers over miles

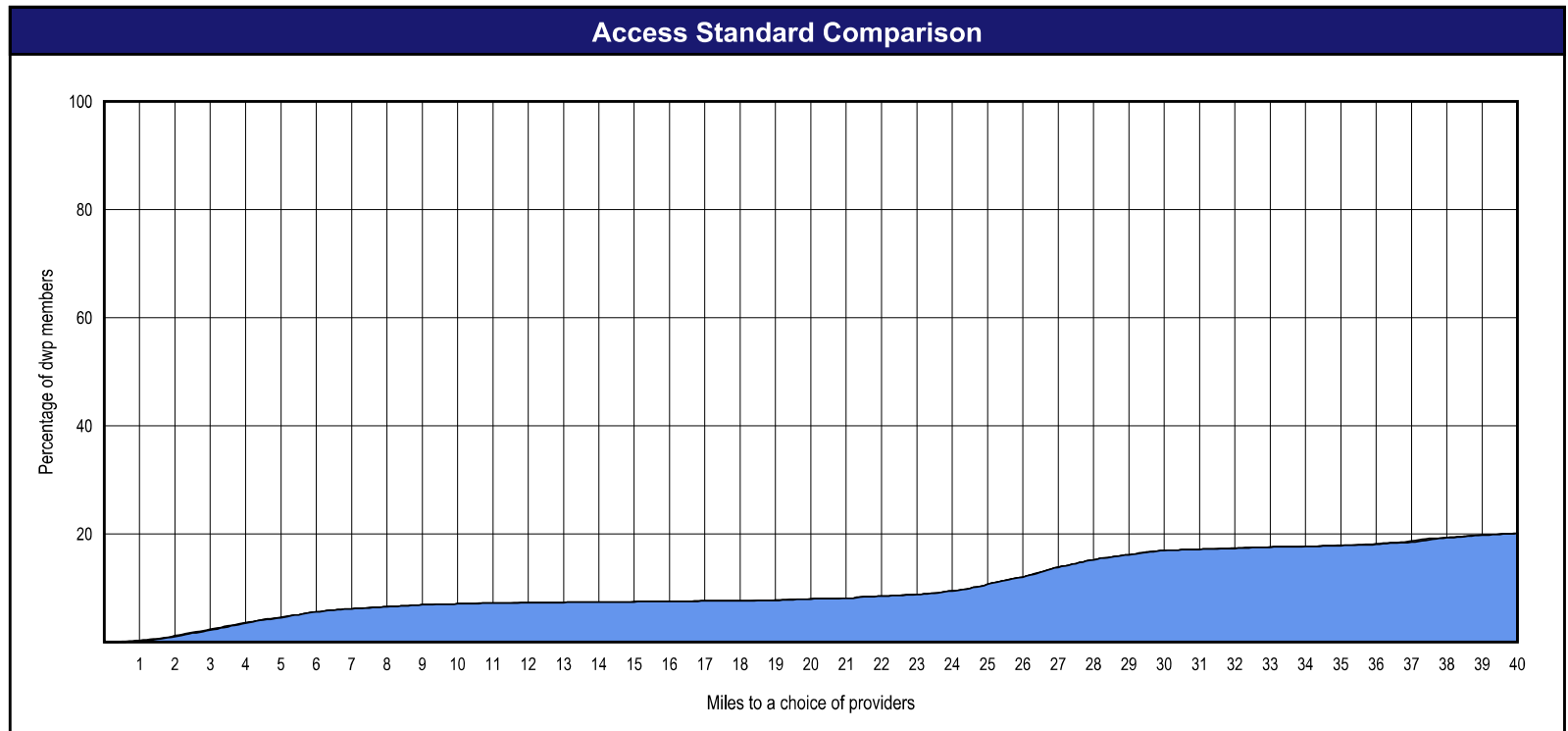
- 1st closest
- 2nd closest
- 3rd closest

¹ The Access Standard is defined as (DWP Members (Iowa)) dwp members accessing:
1 (Prosthodontists (Iowa)) provider in 30 miles and 30 minutes



Distances/Times

	Average
Distance/Time to 1st closest provider	77.6 miles 117.4 mins
Distance/Time to 2nd closest provider	77.7 miles 117.5 mins
Distance/Time to 3rd closest provider	77.7 miles 117.5 mins



Access Overview - All Dentists (60 miles/60 minutes)

January 3, 2022

Access Analysis
All Dentists (60 miles/60 minutes)


DWP Member / Provider Groups
DWP Members (Iowa)
All Dentists (Iowa)

Comparison Graph
Percent of dwp members with access to a choice of providers over miles

- 1st closest
- 2nd closest
- 3rd closest

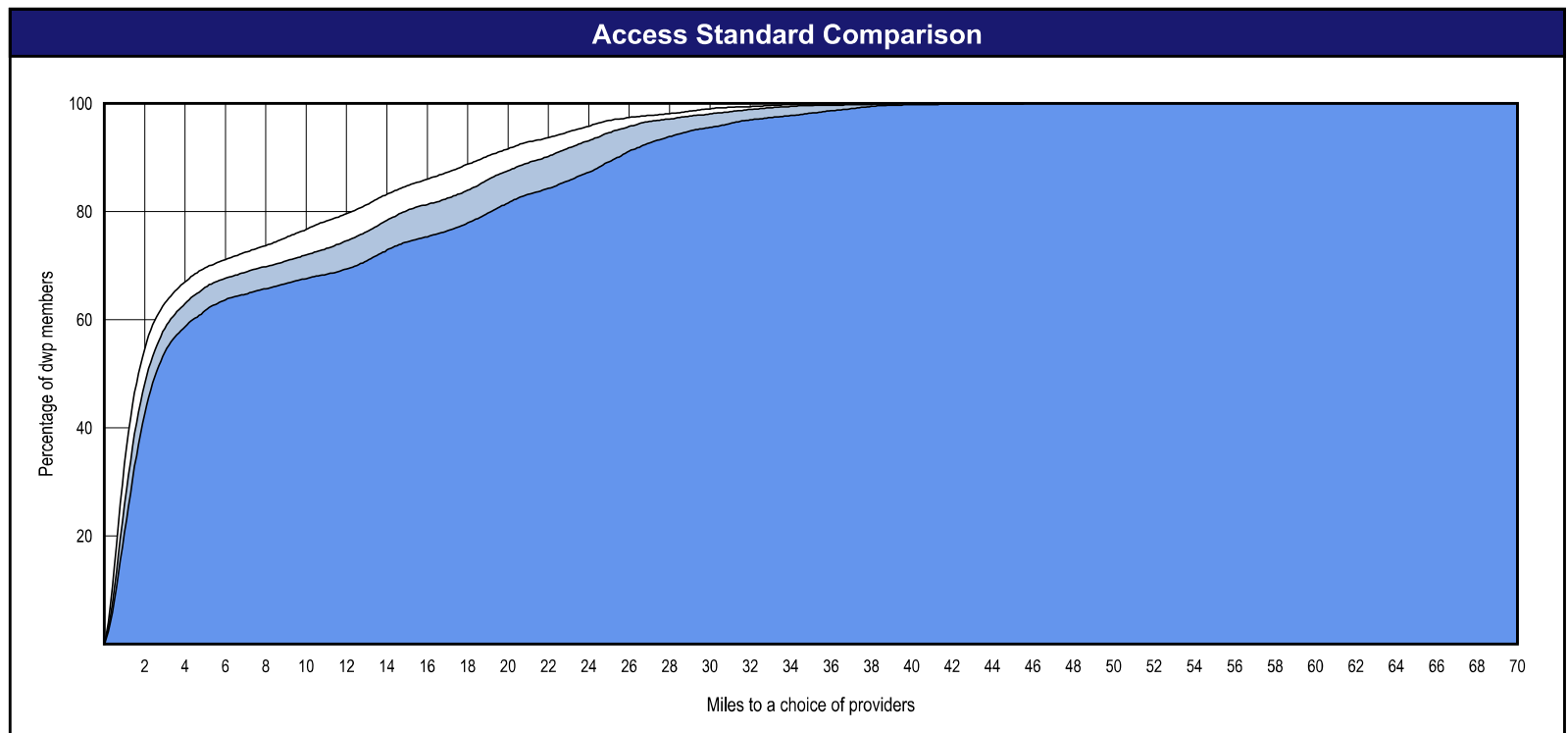
¹ The Access Standard is defined as (DWP Members (Iowa)) dwp members accessing:

1 (All Dentists (Iowa)) provider in 60 miles and 60 minutes



Distances/Times

	Average
Distance/Time to 1st closest provider	5.8 miles 6.5 mins
Distance/Time to 2nd closest provider	7.0 miles 7.8 mins
Distance/Time to 3rd closest provider	8.6 miles 9.6 mins



Access Overview - General Dentists (60 miles/60 minutes)

January 3, 2022

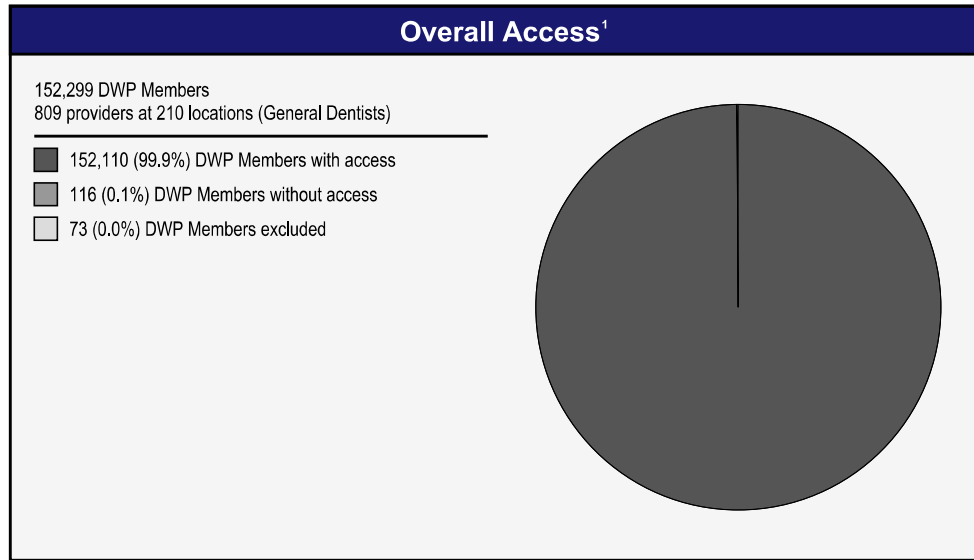
Access Analysis
General Dentists (60 miles/60 minutes)

DWP Member / Provider Groups
DWP Members (Iowa)
General Dentists (Iowa)

Comparison Graph
Percent of dwp members with access to a choice of providers over miles

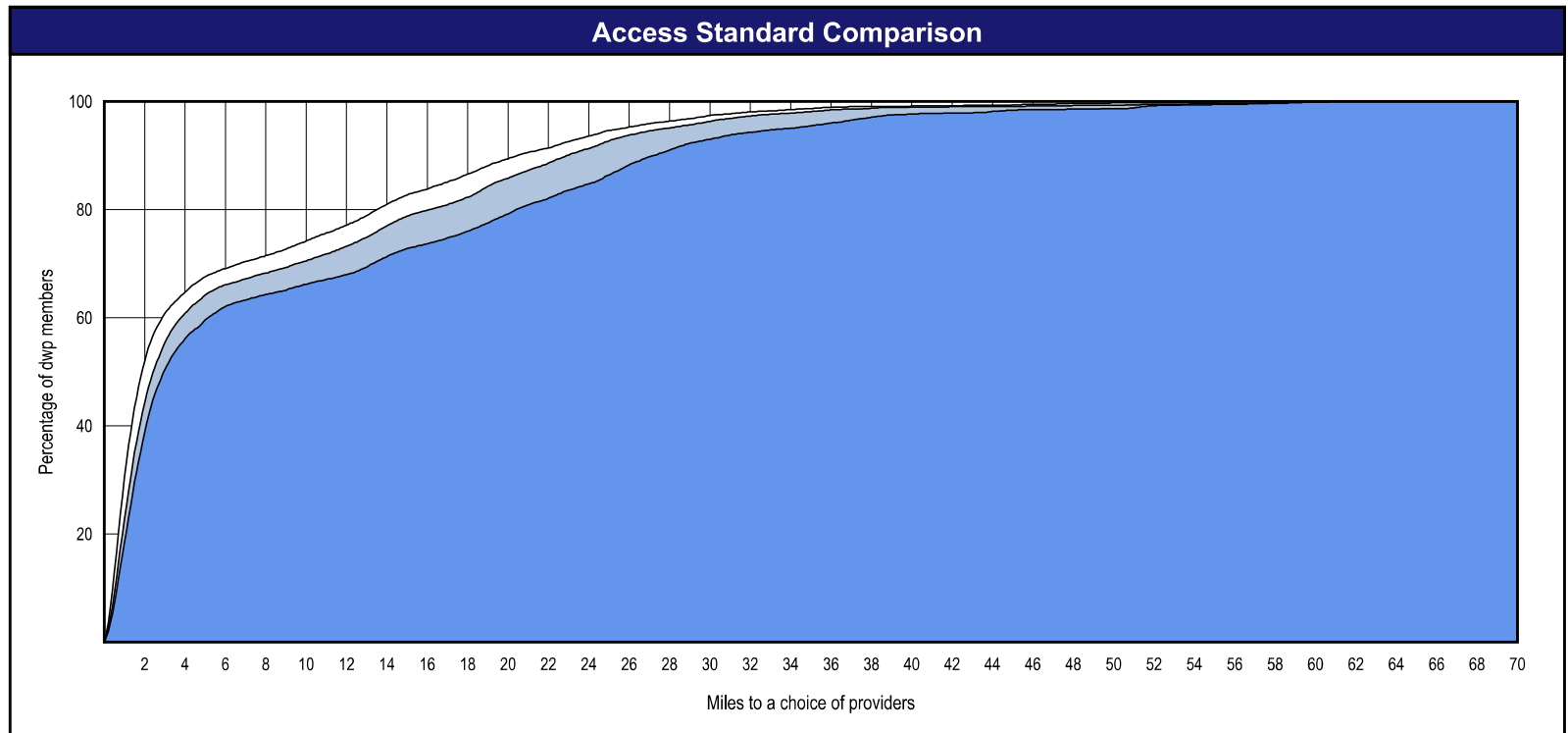
- 1st closest
- 2nd closest
- 3rd closest

¹ The Access Standard is defined as (DWP Members (Iowa)) dwp members accessing:
1 (General Dentists (Iowa)) provider in 60 miles and 60 minutes



Distances/Times

	Average
Distance/Time to 1st closest provider	6.7 miles 7.4 mins
Distance/Time to 2nd closest provider	7.8 miles 8.7 mins
Distance/Time to 3rd closest provider	9.7 miles 10.9 mins



Access Overview - Orthodontists (60 miles/60 minutes)

January 3, 2022

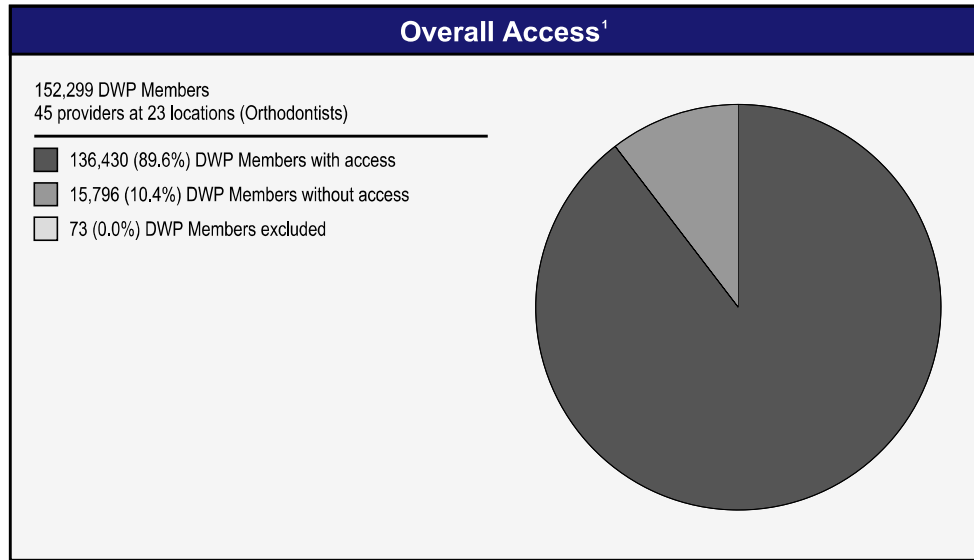
Access Analysis
Orthodontists (60 miles/60 minutes)

DWP Member / Provider Groups
DWP Members (Iowa)
Orthodontists (Iowa)

Comparison Graph
Percent of dwp members with access to a choice of providers over miles

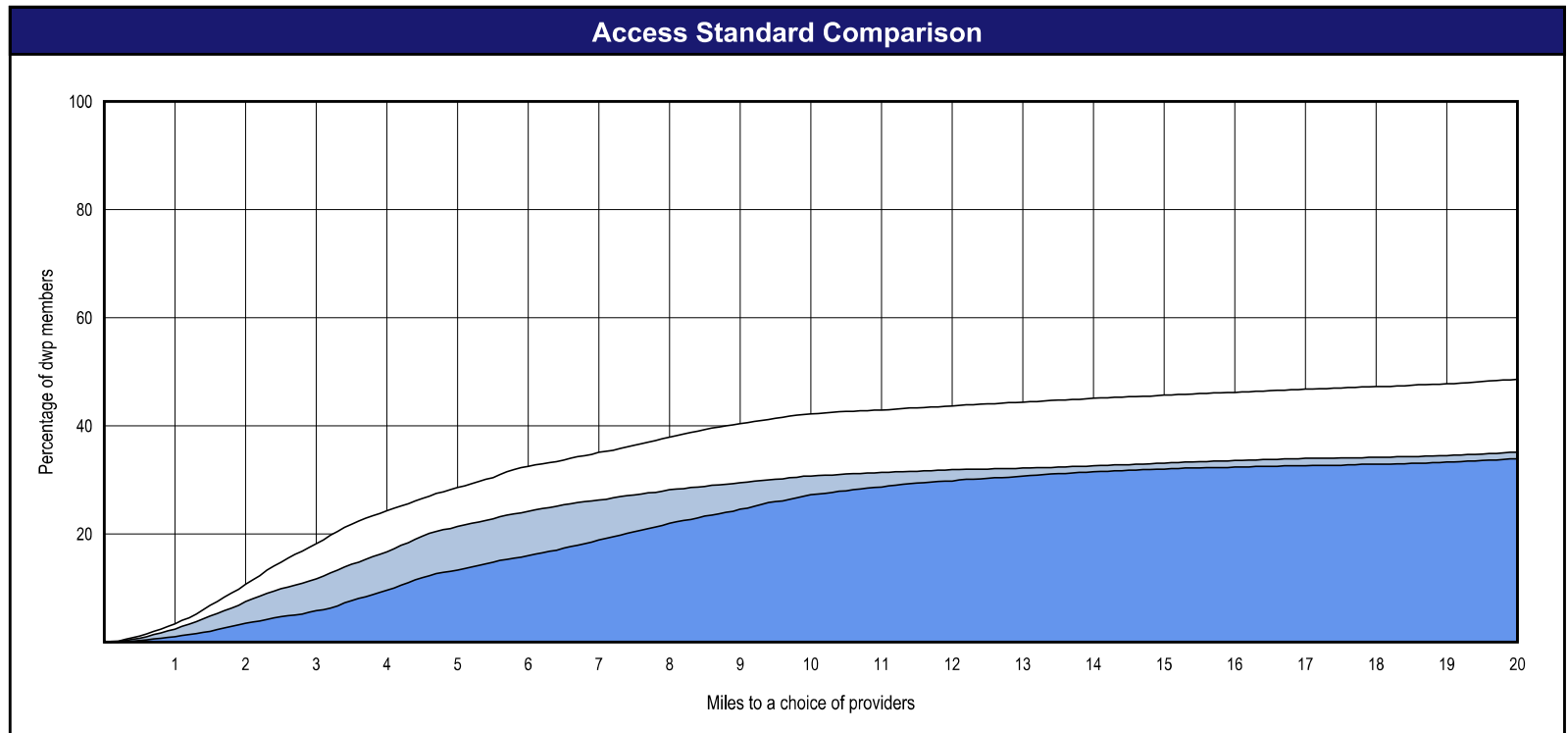
- 1st closest
- 2nd closest
- 3rd closest

¹ The Access Standard is defined as (DWP Members (Iowa)) dwp members accessing:
1 (Orthodontists (Iowa)) provider in 60 miles and 60 minutes



Distances/Times

	Average
Distance/Time to 1st closest provider	23.8 miles 28.3 mins
Distance/Time to 2nd closest provider	37.6 miles 49.3 mins
Distance/Time to 3rd closest provider	39.0 miles 52.7 mins



Access Overview - Oral Surgeons (60 miles/60 minutes)

January 3, 2022


Access Analysis
Oral Surgeons (60 miles/60 minutes)

DWP Member / Provider Groups
DWP Members (Iowa)
Oral Surgeons (Iowa)

Comparison Graph
Percent of dwp members with access to a choice of providers over miles

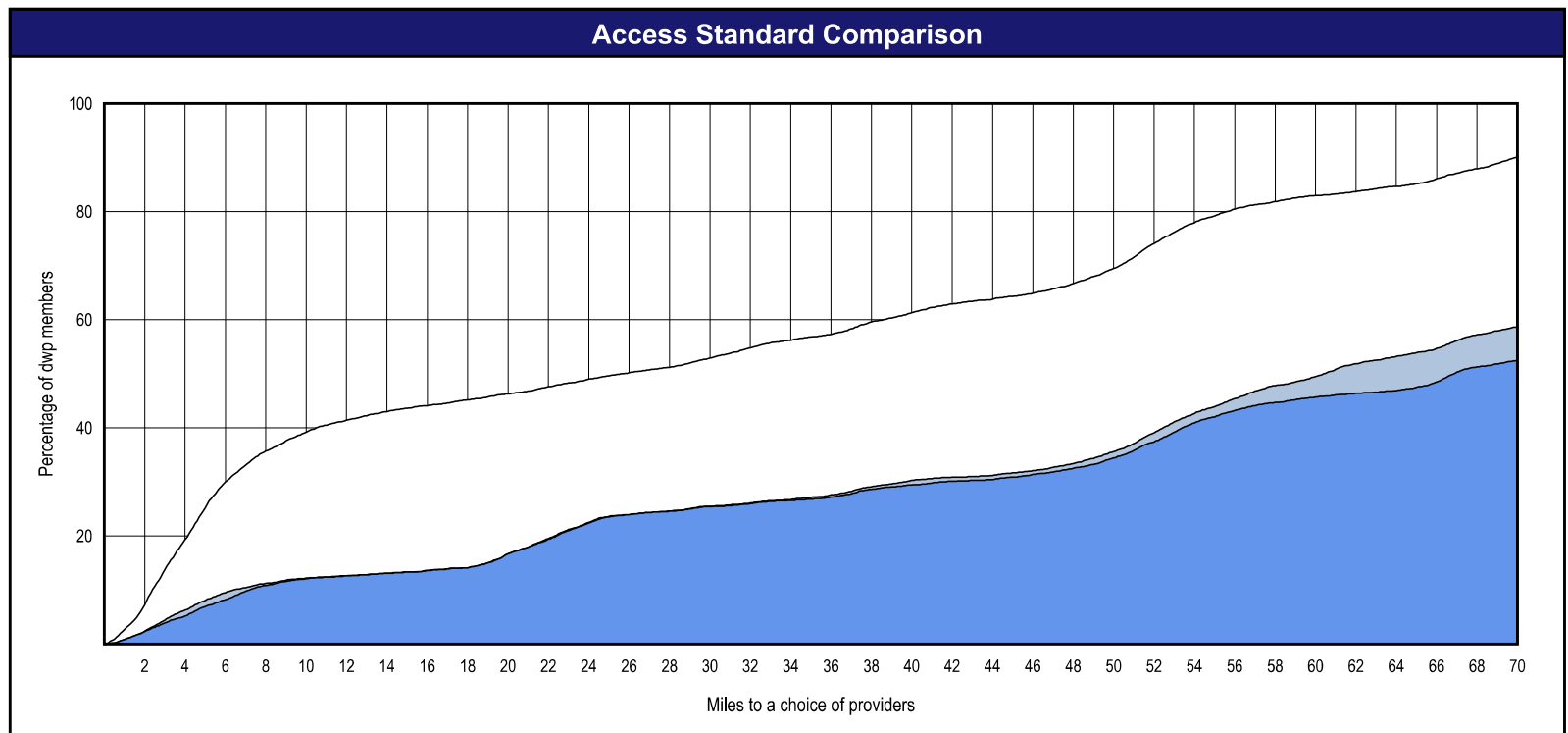
- 1st closest
- 2nd closest
- 3rd closest

¹ The Access Standard is defined as (DWP Members (Iowa)) dwp members accessing:
1 (Oral Surgeons (Iowa)) provider in 60 miles and 60 minutes



Distances/Times

	Average
Distance/Time to 1st closest provider	30.6 miles 38.8 mins
Distance/Time to 2nd closest provider	58.9 miles 74.0 mins
Distance/Time to 3rd closest provider	62.7 miles 77.6 mins



Access Overview - Endodontists (60 miles/60 minutes)

January 3, 2022

Access Analysis
Endodontists (60 miles/60 minutes)

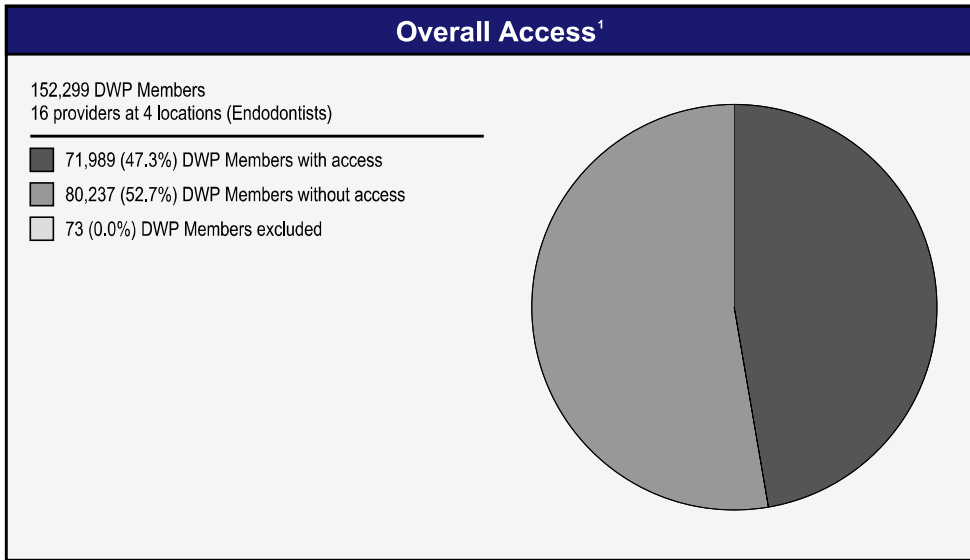
DWP Member / Provider Groups
DWP Members (Iowa)
Endodontists (Iowa)

Comparison Graph
Percent of dwp members with access to a choice of providers over miles

- 1st closest
- 2nd closest
- 3rd closest

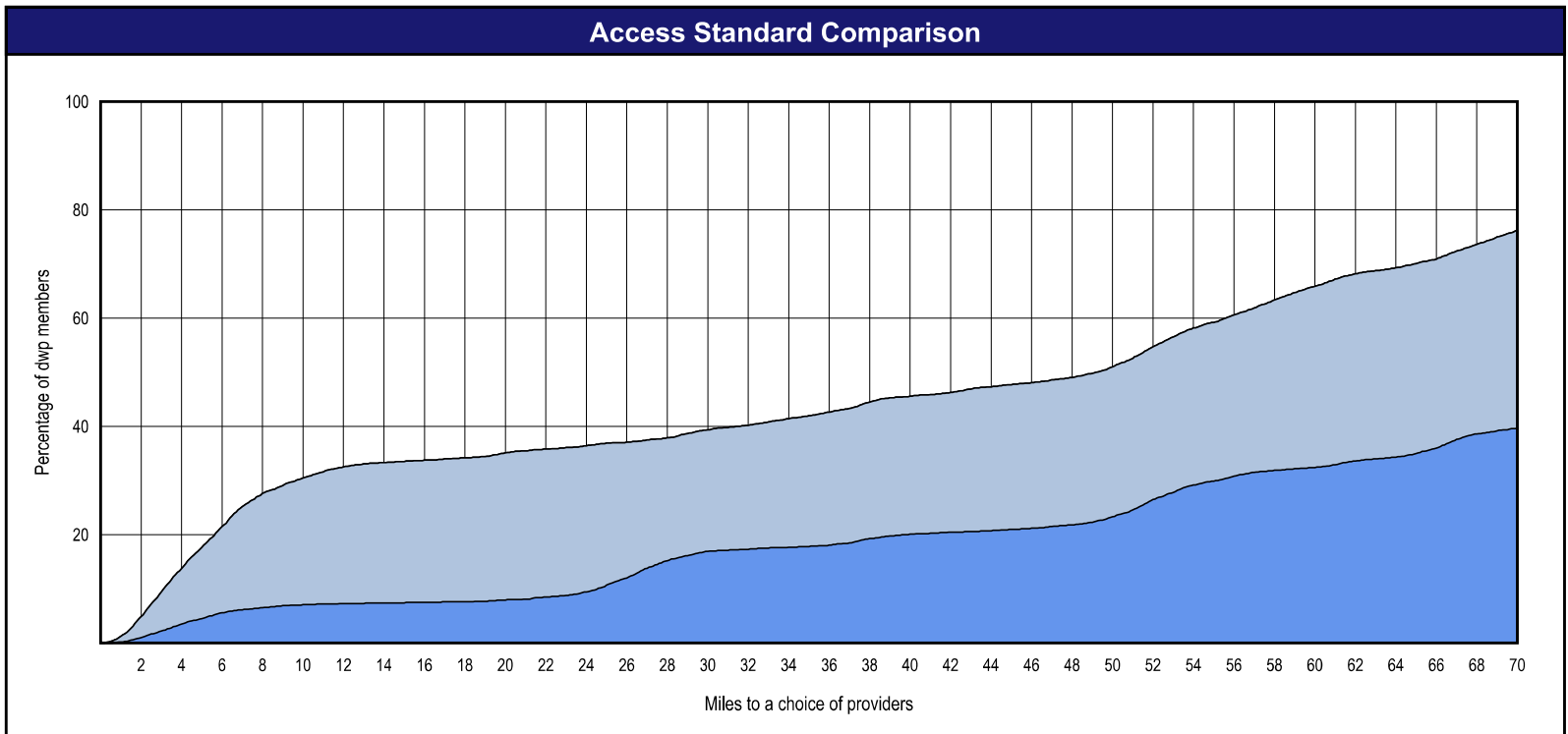
¹ The Access Standard is defined as (DWP Members (Iowa)) dwp members accessing:

1 (Endodontists (Iowa)) provider in 60 miles and 60 minutes



Distances/Times

	Average
Distance/Time to 1st closest provider	44.8 miles 62.6 mins
Distance/Time to 2nd closest provider	44.8 miles 62.6 mins
Distance/Time to 3rd closest provider	76.1 miles 106.7 mins



Access Overview - Prosthodontists (60 miles/60 minutes)

January 3, 2022


Access Analysis
Prosthodontists (60 miles/60 minutes)

DWP Member / Provider Groups
DWP Members (Iowa)
Prosthodontists (Iowa)

Comparison Graph
Percent of dwp members with access to a choice of providers over miles

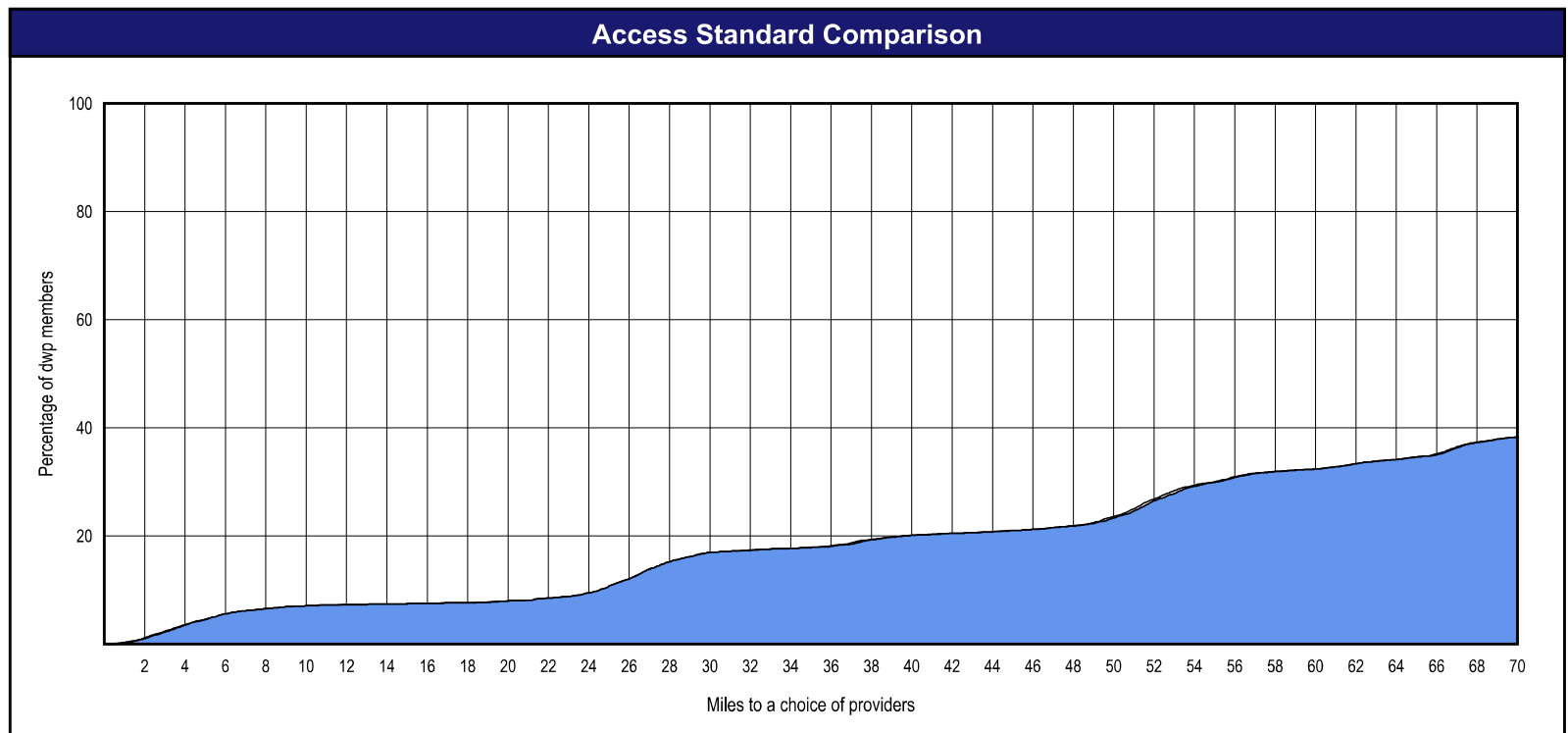
- 1st closest
- 2nd closest
- 3rd closest

¹ The Access Standard is defined as (DWP Members (Iowa)) dwp members accessing:
1 (Prosthodontists (Iowa)) provider in 60 miles and 60 minutes



Distances/Times

	Average
Distance/Time to 1st closest provider	77.6 miles 117.4 mins
Distance/Time to 2nd closest provider	77.7 miles 117.5 mins
Distance/Time to 3rd closest provider	77.7 miles 117.5 mins



Access Overview - Periodontists (60 miles/60 minutes)

January 3, 2022

Access Analysis
Periodontists (60 miles/60 minutes)


DWP Member / Provider Groups
DWP Members (Iowa)
Periodontists (Iowa)

Comparison Graph
Percent of dwp members with access to a choice of providers over miles

- 1st closest
- 2nd closest
- 3rd closest

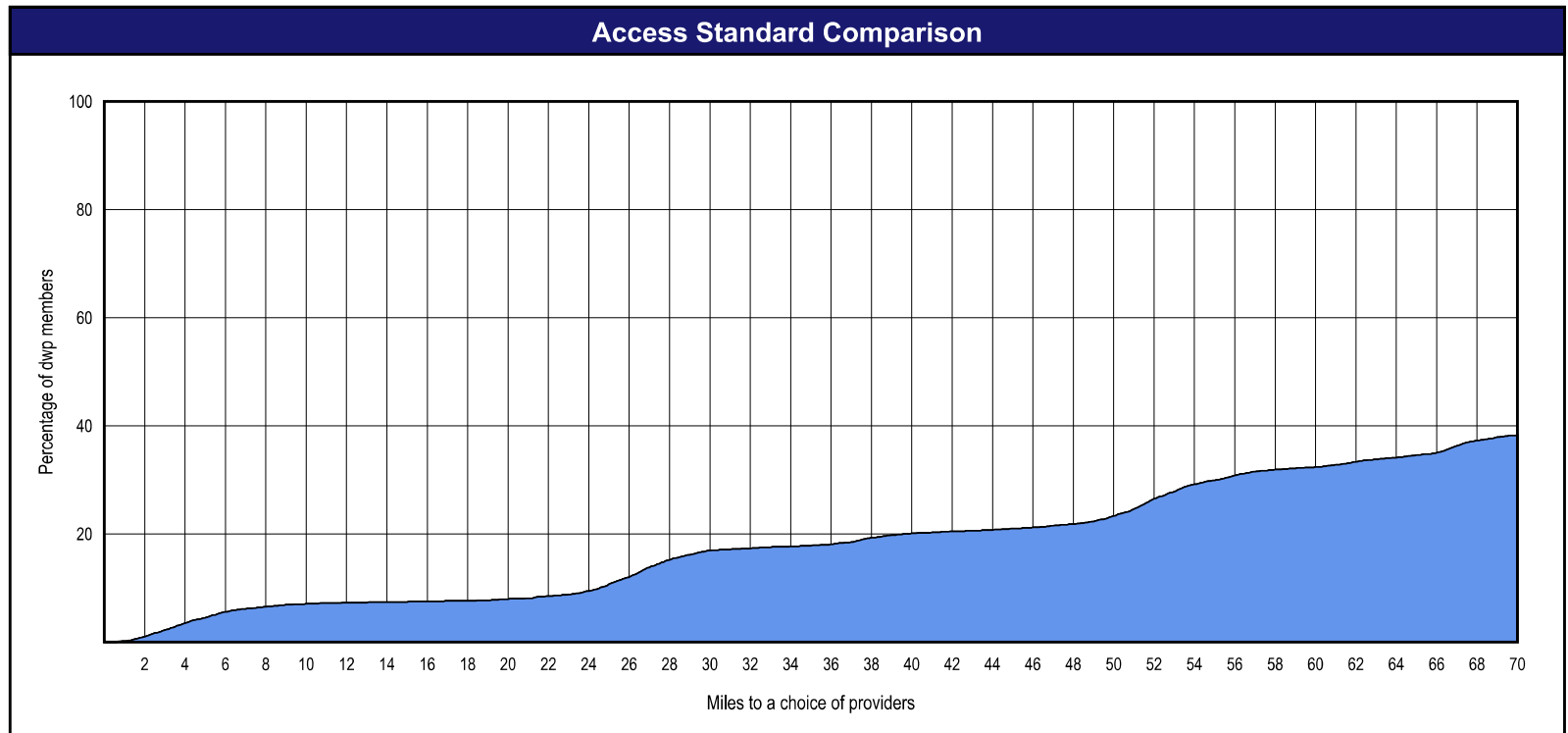
¹ The Access Standard is defined as (DWP Members (Iowa)) dwp members accessing:

1 (Periodontists (Iowa)) provider in 60 miles and 60 minutes



Distances/Times

	Average
Distance/Time to 1st closest provider	77.7 miles 117.5 mins
Distance/Time to 2nd closest provider	77.7 miles 117.5 mins
Distance/Time to 3rd closest provider	77.7 miles 117.5 mins



Access Overview - All Dentists (90 miles/90 minutes)


January 3, 2022

Access Analysis
 All Dentists (90 miles/90 minutes)
 DWP Member / Provider Groups
 DWP Members (Iowa)
 All Dentists (Iowa)

Comparison Graph
 Percent of dwp members with access to a choice of providers over miles

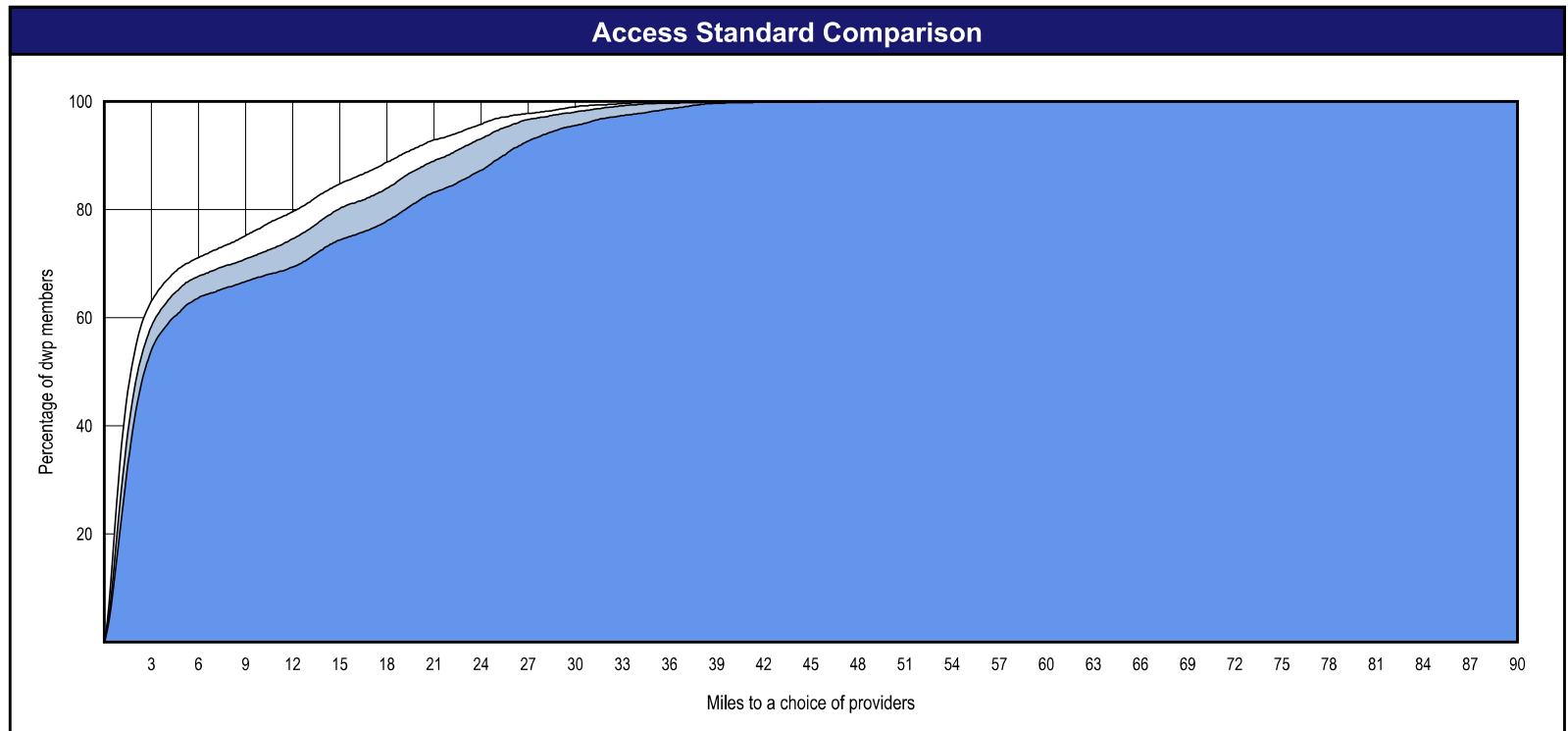
- 1st closest
- 2nd closest
- 3rd closest

¹ The Access Standard is defined as (DWP Members (Iowa)) dwp members accessing:
 1 (All Dentists (Iowa)) provider in 90 miles and 90 minutes



Distances/Times

	Average
Distance/Time to 1st closest provider	5.8 miles 6.5 mins
Distance/Time to 2nd closest provider	7.0 miles 7.8 mins
Distance/Time to 3rd closest provider	8.6 miles 9.6 mins



Access Overview - General Dentists (90 miles/90 minutes)

January 3, 2022

Access Analysis
General Dentists (90 miles/90 minutes)


DWP Member / Provider Groups
DWP Members (Iowa)
General Dentists (Iowa)

Comparison Graph
Percent of dwp members with access to a choice of providers over miles

- 1st closest
- 2nd closest
- 3rd closest

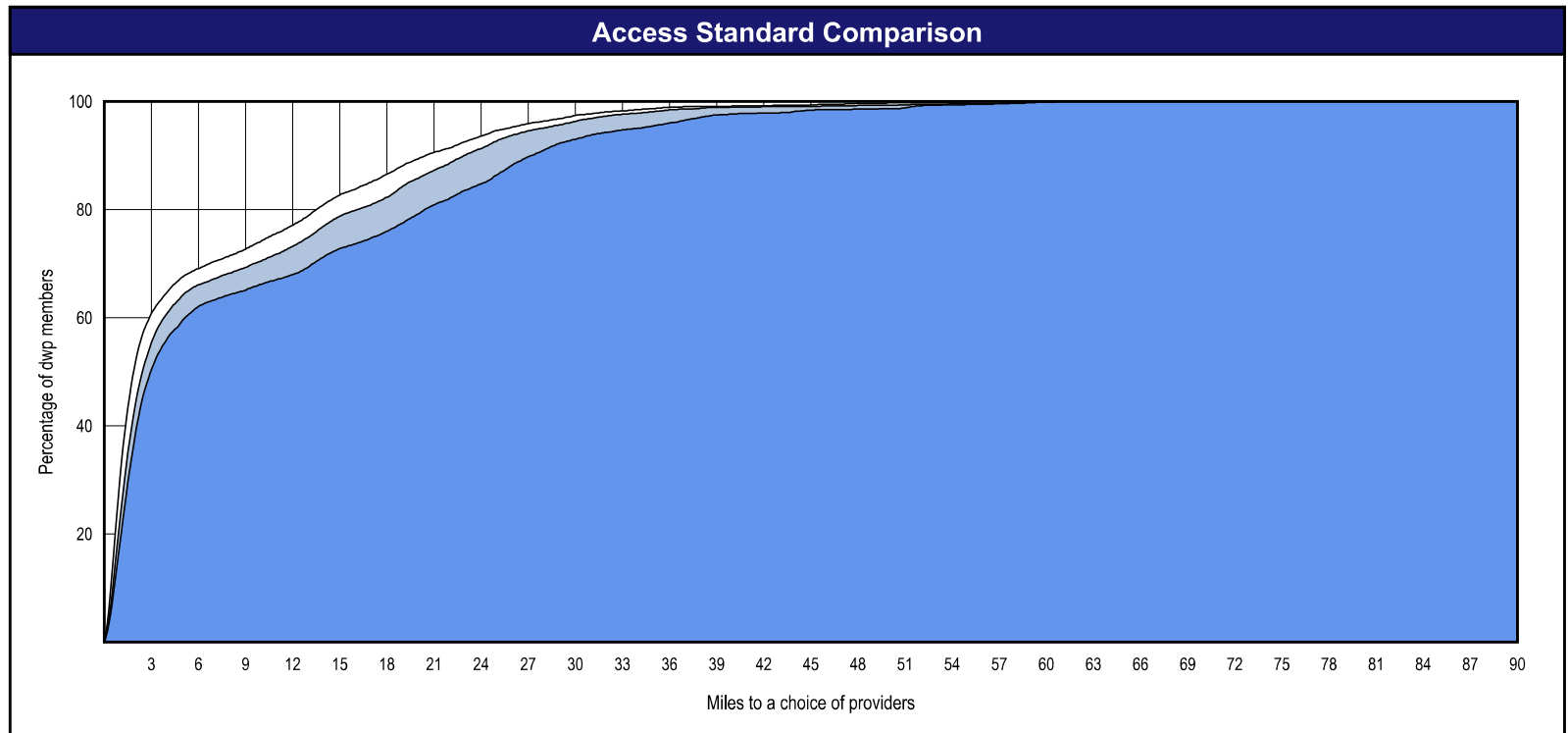
¹ The Access Standard is defined as (DWP Members (Iowa)) dwp members accessing:

1 (General Dentists (Iowa)) provider in 90 miles and 90 minutes



Distances/Times

	Average
Distance/Time to 1st closest provider	6.7 miles 7.4 mins
Distance/Time to 2nd closest provider	7.8 miles 8.7 mins
Distance/Time to 3rd closest provider	9.7 miles 10.9 mins



Access Overview - Orthodontists (90 miles/90 minutes)

January 3, 2022

Access Analysis
Orthodontists (90 miles/90 minutes)

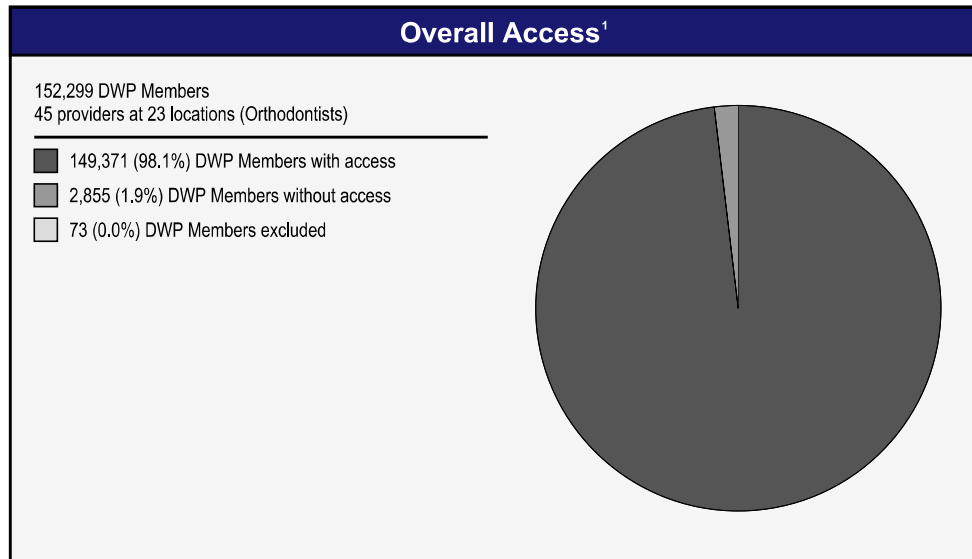
DWP Member / Provider Groups
DWP Members (Iowa)
Orthodontists (Iowa)

Comparison Graph
Percent of dwp members with access to a choice of providers over miles

- 1st closest
- 2nd closest
- 3rd closest

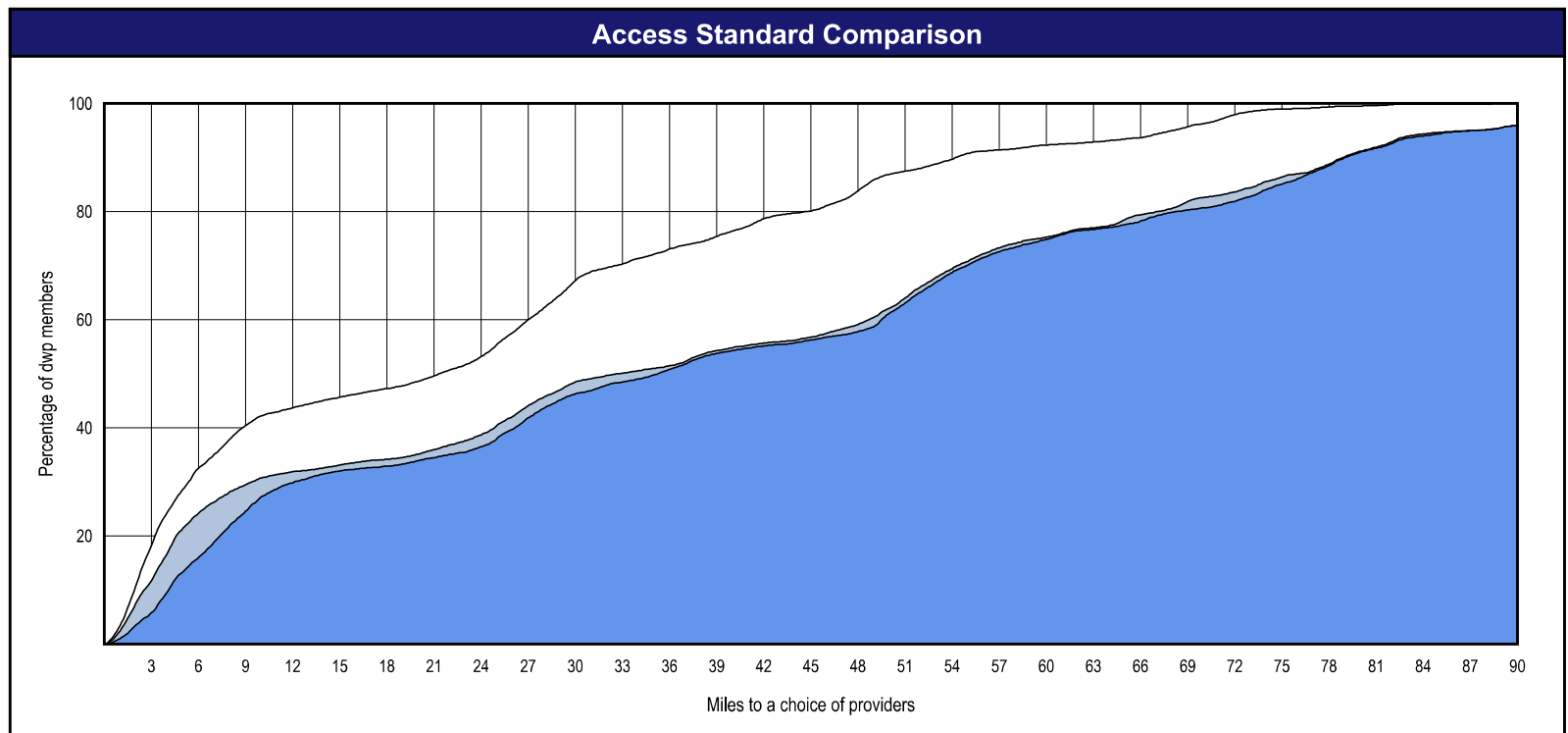
¹ The Access Standard is defined as (DWP Members (Iowa)) dwp members accessing:

1 (Orthodontists (Iowa)) provider in 90 miles and 90 minutes



Distances/Times

	Average
Distance/Time to 1st closest provider	23.8 miles 28.3 mins
Distance/Time to 2nd closest provider	37.6 miles 49.3 mins
Distance/Time to 3rd closest provider	39.0 miles 52.7 mins



Access Overview - Oral Surgeons (90 miles/90 minutes)

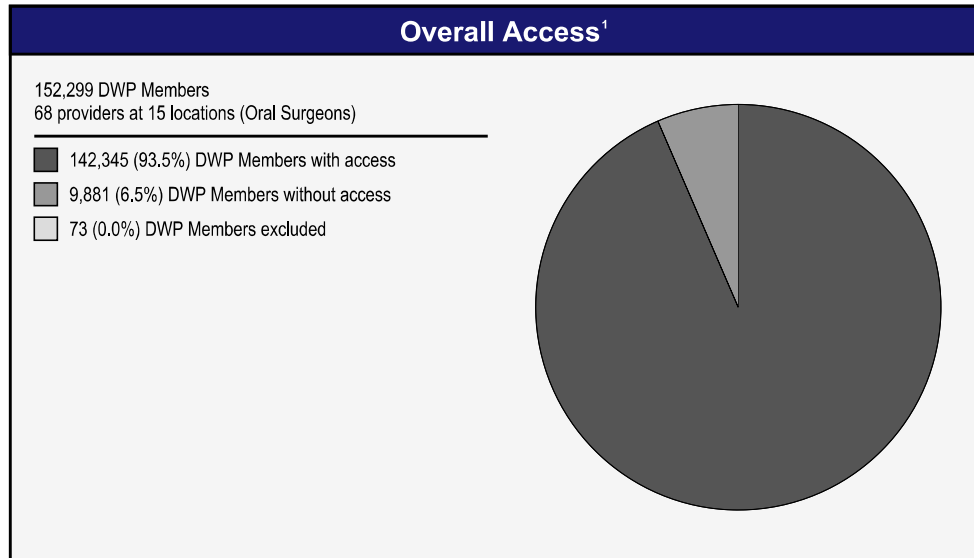
January 3, 2022

Access Analysis
 Oral Surgeons (90 miles/90 minutes)
 DWP Member / Provider Groups
 DWP Members (Iowa)
 Oral Surgeons (Iowa)

Comparison Graph
 Percent of dwp members with access to a choice of providers over miles

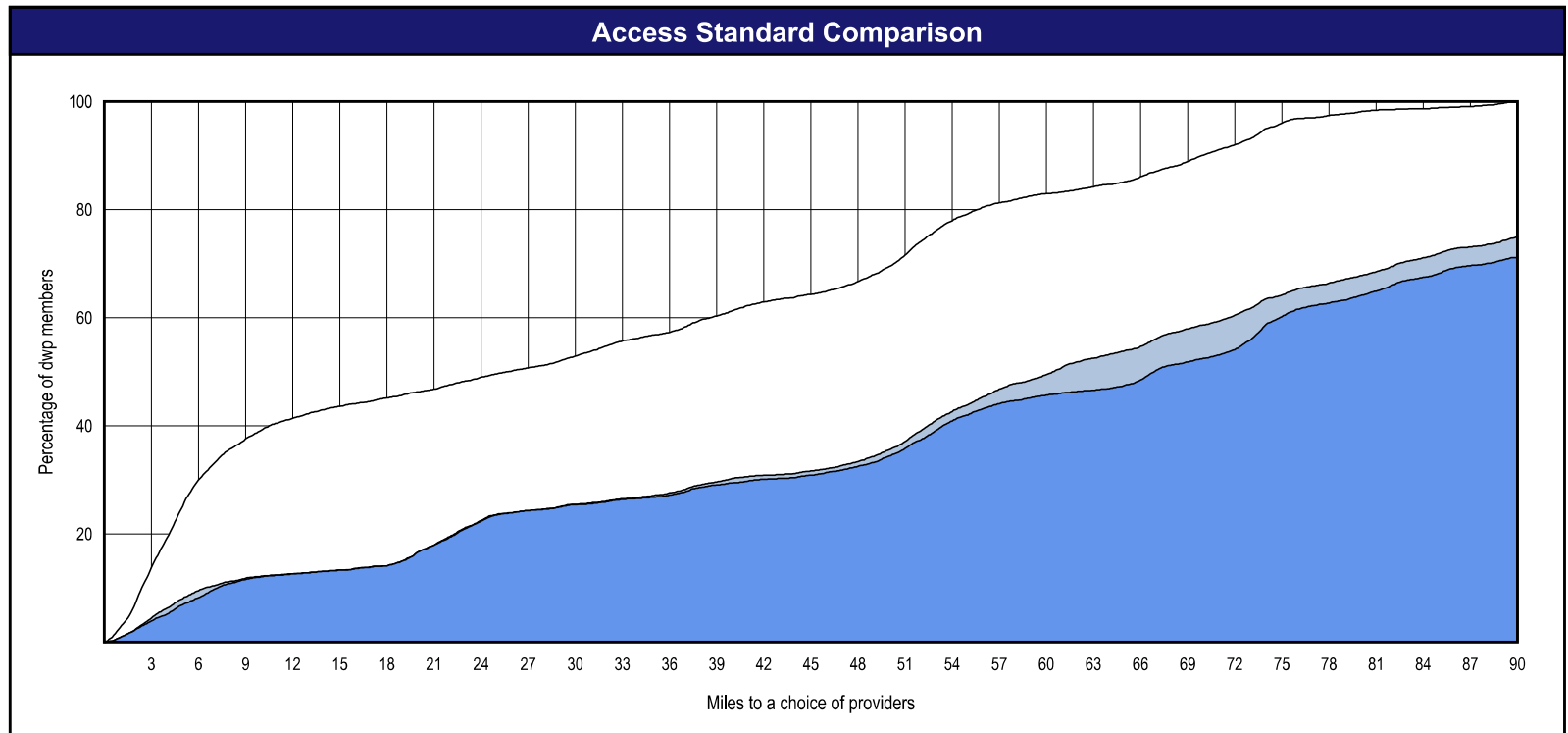
- 1st closest
- 2nd closest
- 3rd closest

¹ The Access Standard is defined as (DWP Members (Iowa)) dwp members accessing:
 1 (Oral Surgeons (Iowa)) provider in 90 miles and 90 minutes



Distances/Times

	Average
Distance/Time to 1st closest provider	30.6 miles 38.8 mins
Distance/Time to 2nd closest provider	58.9 miles 74.0 mins
Distance/Time to 3rd closest provider	62.7 miles 77.6 mins



Access Overview - Endodontists (90 miles/90 minutes)

January 3, 2022

Access Analysis
Endodontists (90 miles/90 minutes)


DWP Member / Provider Groups
DWP Members (Iowa)
Endodontists (Iowa)

Comparison Graph
Percent of dwp members with access to a choice of providers over miles

- 1st closest
- 2nd closest
- 3rd closest

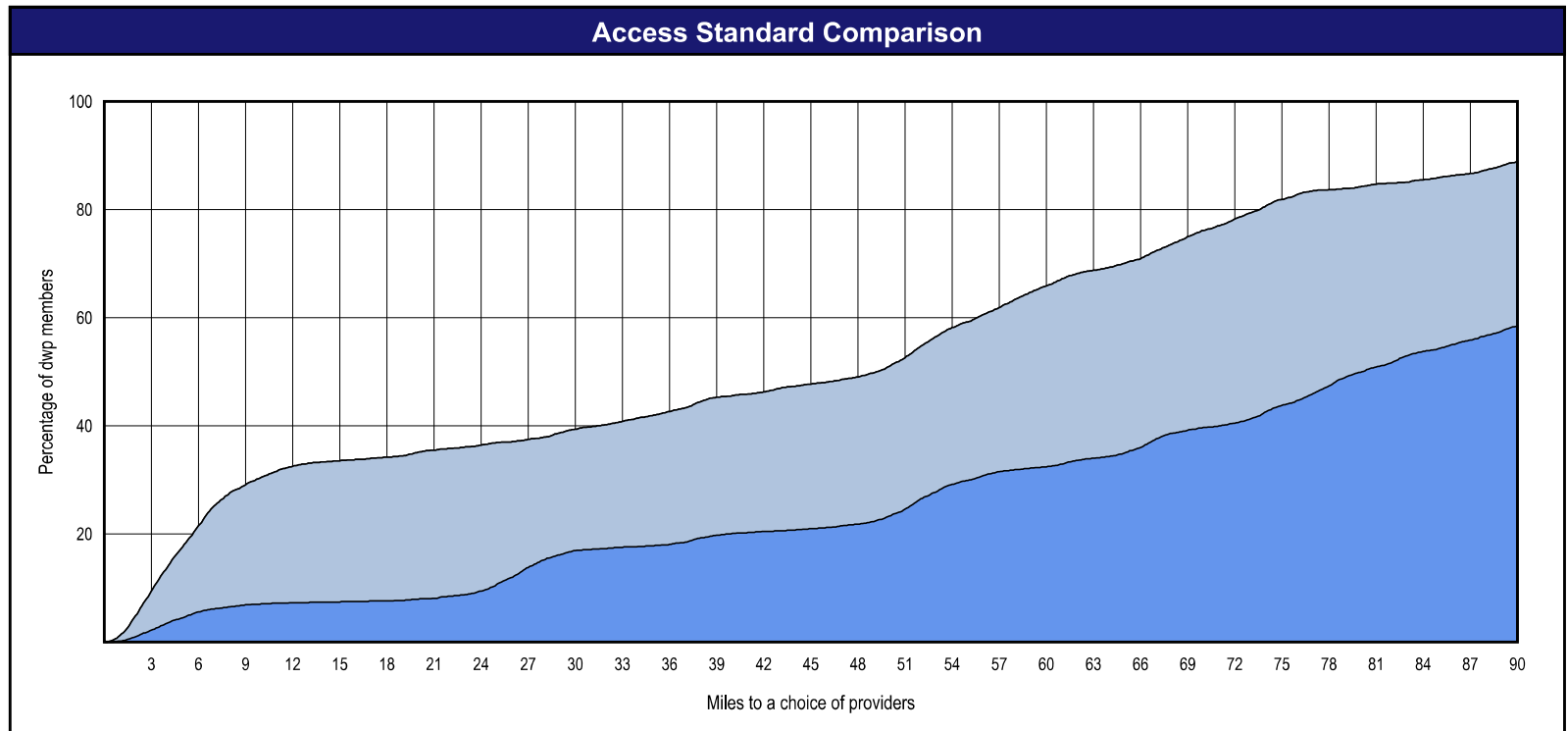
¹ The Access Standard is defined as (DWP Members (Iowa)) dwp members accessing:

1 (Endodontists (Iowa)) provider in 90 miles and 90 minutes



Distances/Times

	Average
Distance/Time to 1st closest provider	44.8 miles 62.6 mins
Distance/Time to 2nd closest provider	44.8 miles 62.6 mins
Distance/Time to 3rd closest provider	76.1 miles 106.7 mins



Access Overview - Prosthodontists (90 miles/90 minutes)

January 3, 2022


Access Analysis
Prosthodontists (90 miles/90 minutes)

DWP Member / Provider Groups
DWP Members (Iowa)
Prosthodontists (Iowa)

Comparison Graph
Percent of dwp members with access to a choice of providers over miles

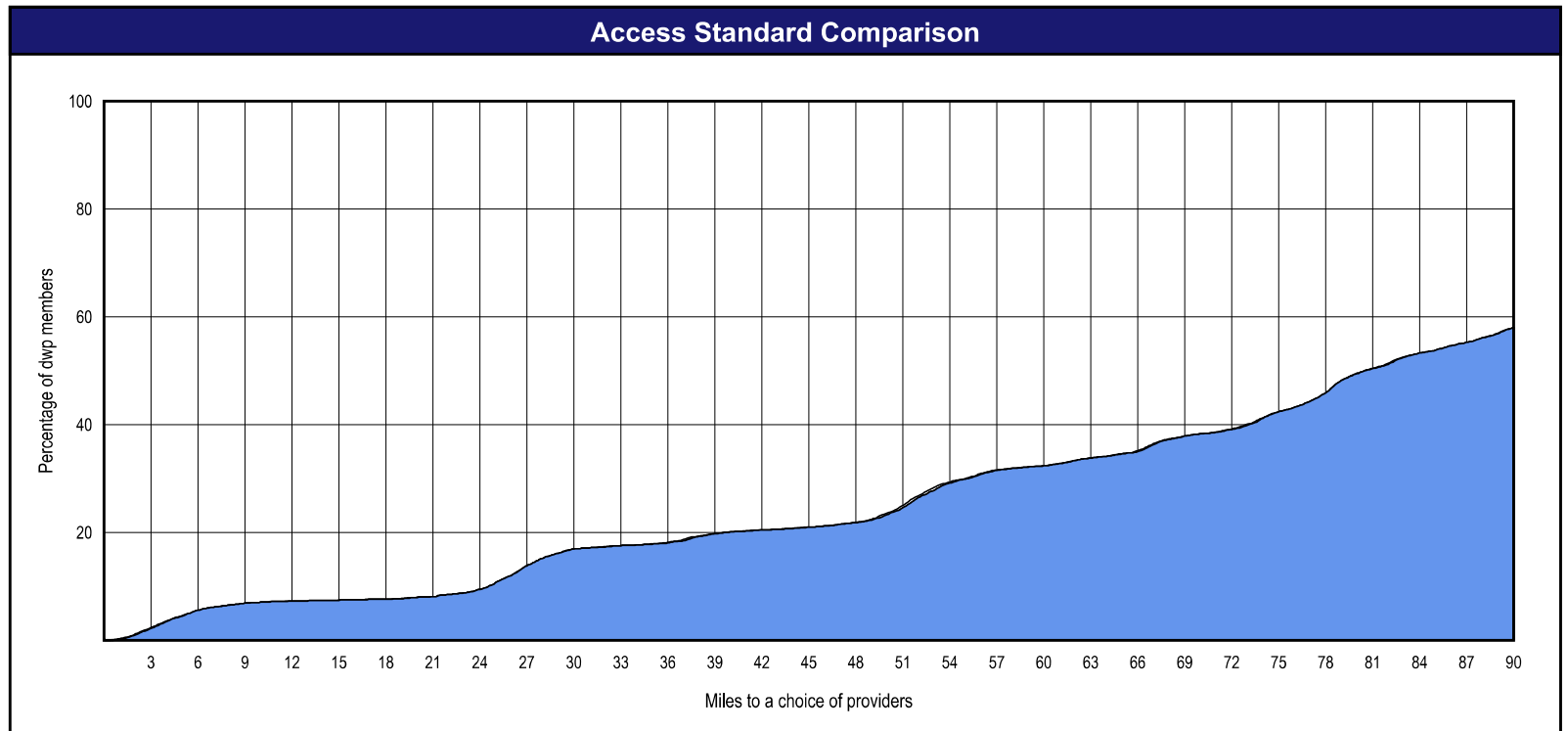
- 1st closest
- 2nd closest
- 3rd closest

¹ The Access Standard is defined as (DWP Members (Iowa)) dwp members accessing:
1 (Prosthodontists (Iowa)) provider in 90 miles and 90 minutes



Distances/Times

	Average
Distance/Time to 1st closest provider	77.6 miles 117.4 mins
Distance/Time to 2nd closest provider	77.7 miles 117.5 mins
Distance/Time to 3rd closest provider	77.7 miles 117.5 mins



Access Overview - Periodontists (90 miles/90 minutes)

January 3, 2022

Access Analysis
 Periodontists (90 miles/90 minutes)


DWP Member / Provider Groups
 DWP Members (Iowa)
 Periodontists (Iowa)

Comparison Graph
 Percent of dwp members with access to a choice of providers over miles

- 1st closest
- 2nd closest
- 3rd closest

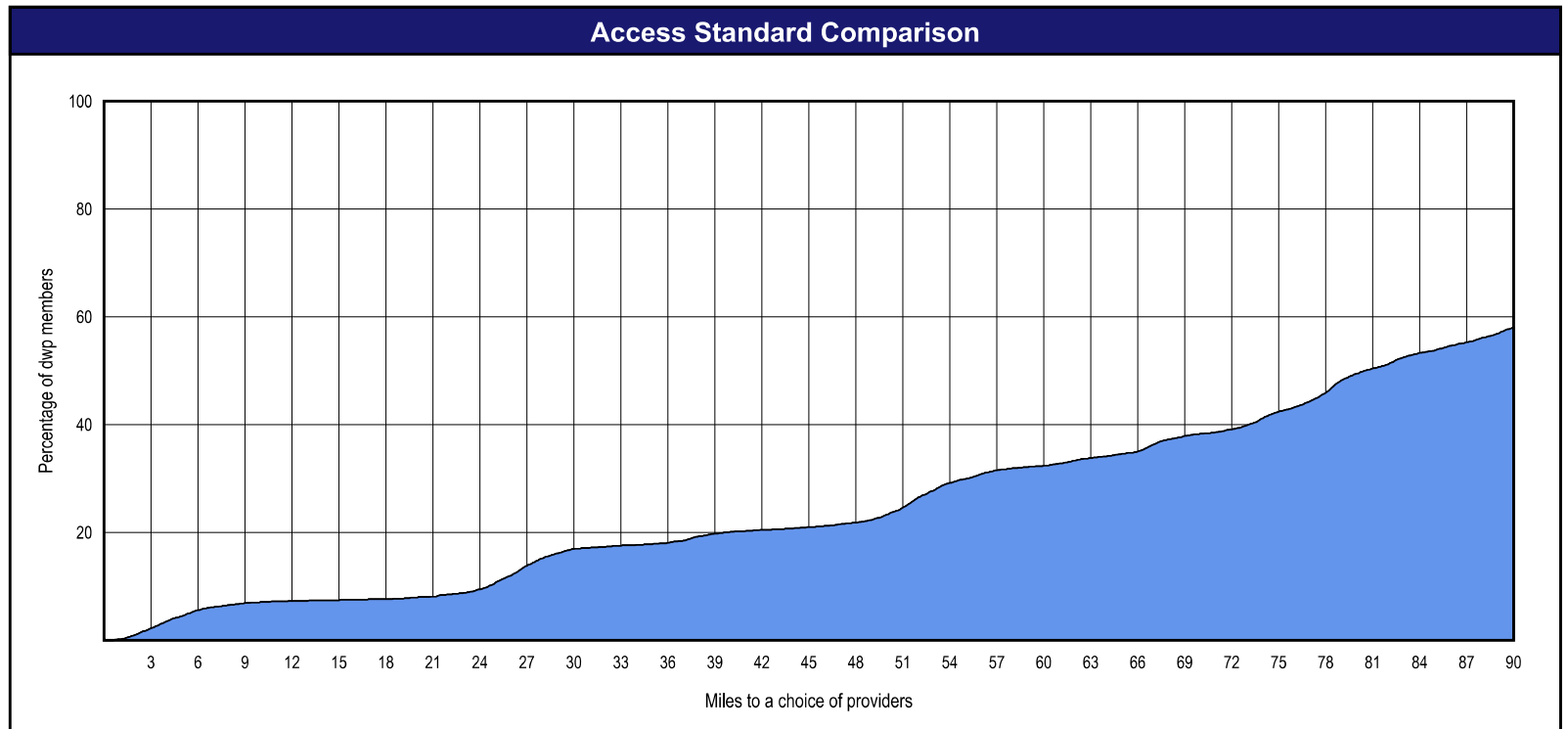
¹ The Access Standard is defined as (DWP Members (Iowa)) dwp members accessing:

1 (Periodontists (Iowa)) provider in 90 miles and 90 minutes



Distances/Times

	Average
Distance/Time to 1st closest provider	77.7 miles 117.5 mins
Distance/Time to 2nd closest provider	77.7 miles 117.5 mins
Distance/Time to 3rd closest provider	77.7 miles 117.5 mins



All Dentists Access Map

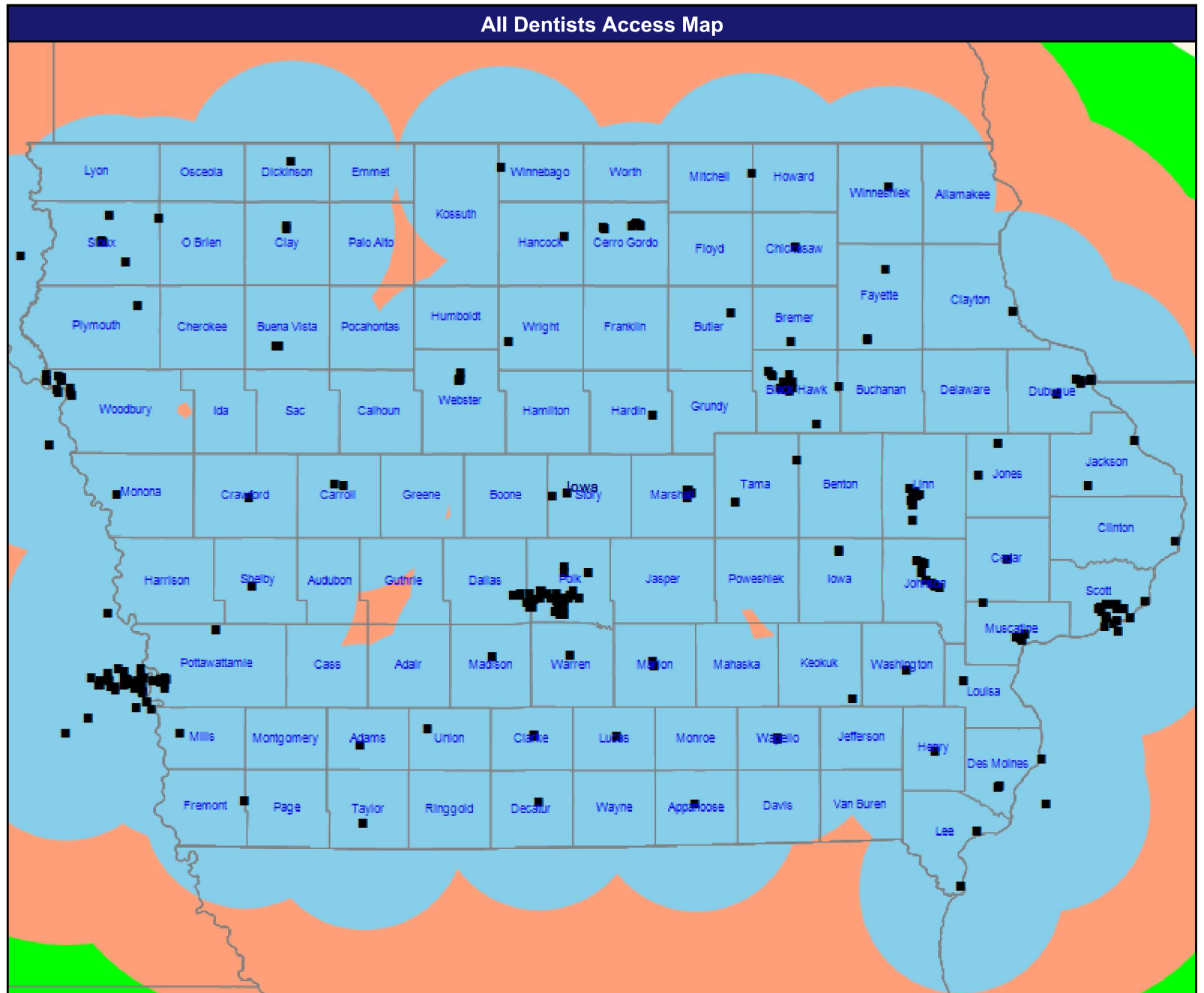
January 3, 2022

All Dentists

Total Providers: 1,171

- All providers
- 30 mile radius
- 60 mile radius
- 90 mile radius

41.42 miles



Endodontists Access Map

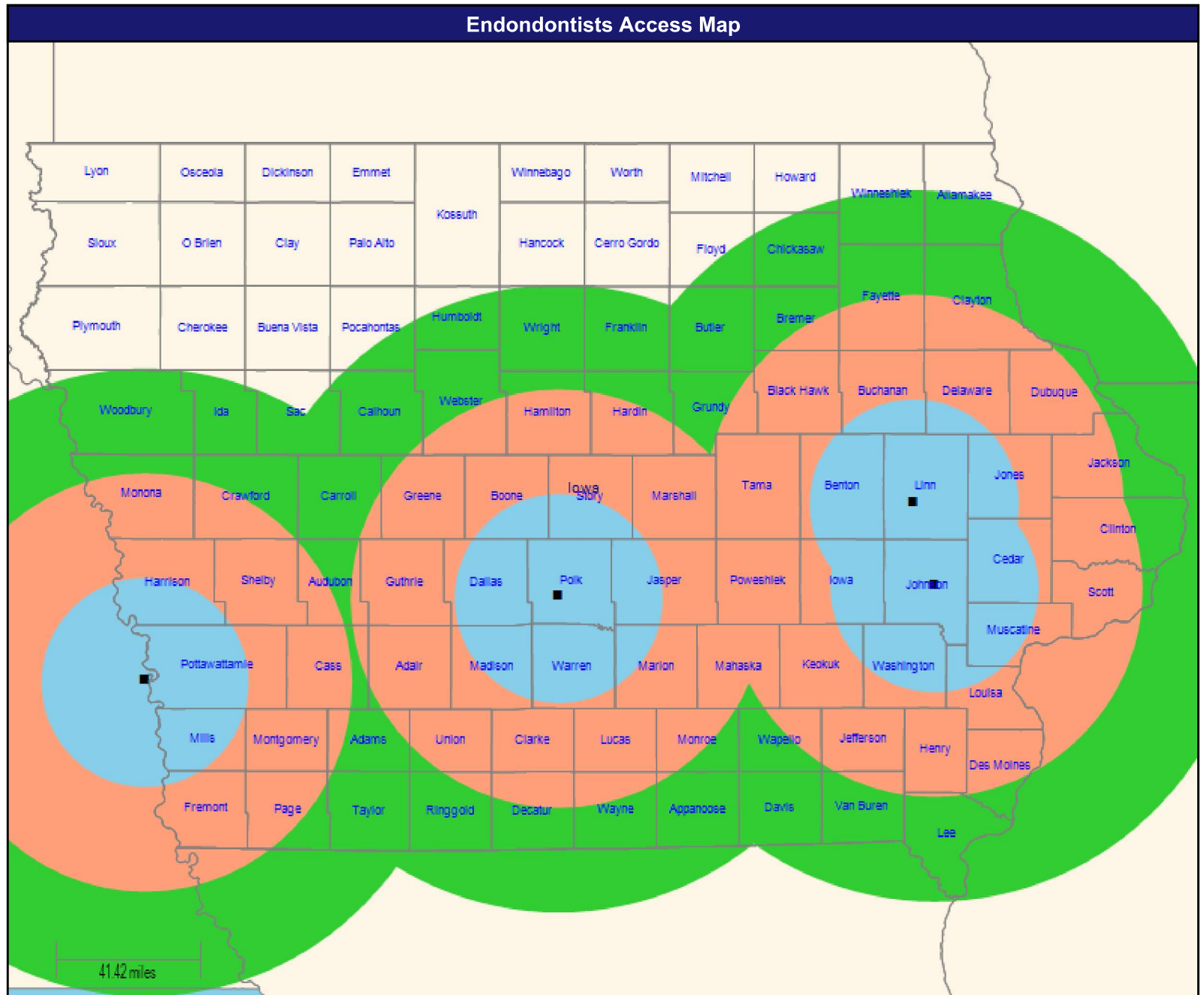
January 3, 2022

Endodontists

Total Providers: 16

- All providers
- 30 mile radius
- 60 mile radius
- 90 mile radius

41.42 miles



General Dentists Access Map

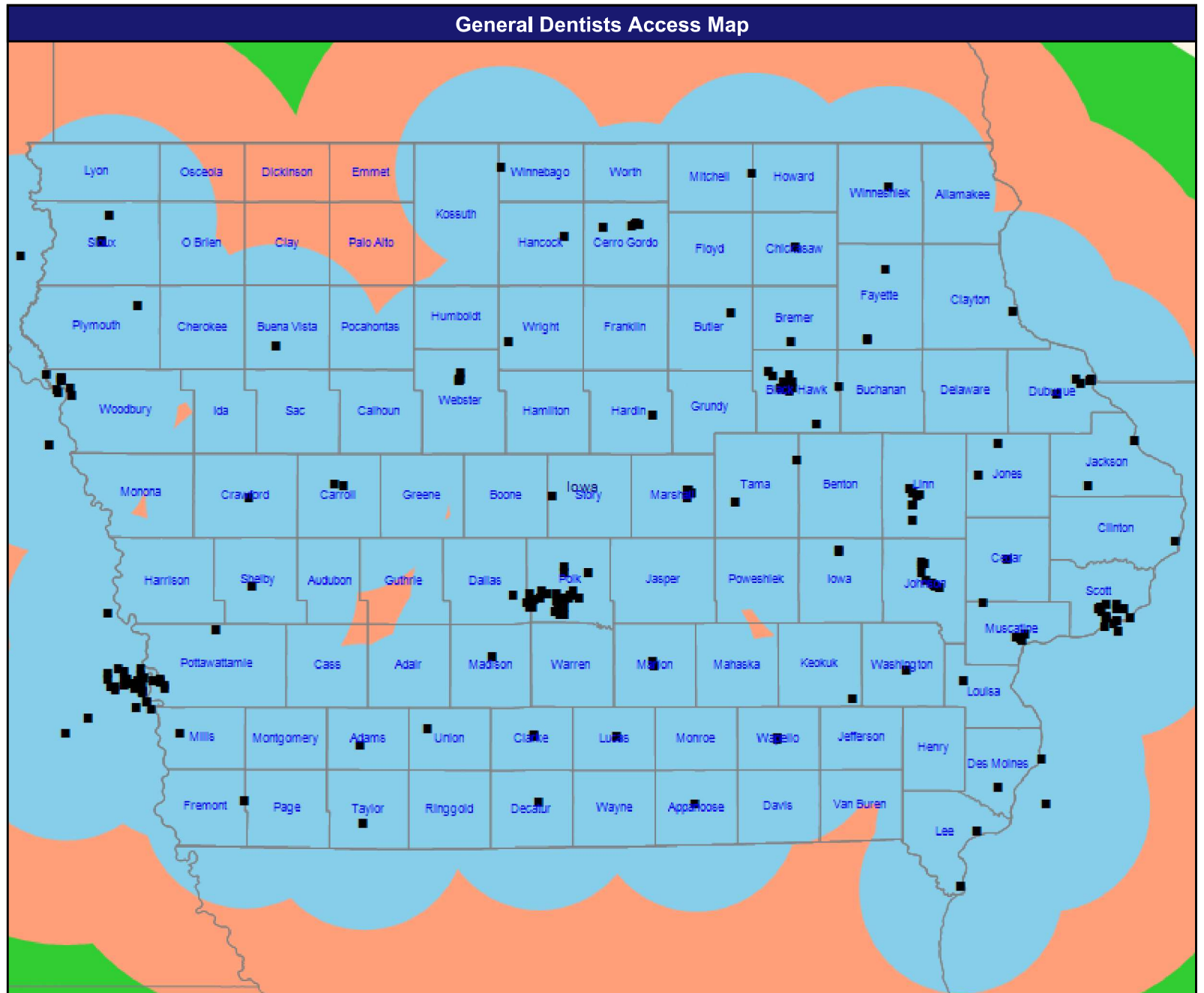
January 3, 2022

General Dentists

Total Providers: 846

- All providers
- 30 mile radius
- 60 mile radius
- 90 mile radius

41.42 miles



Oral Surgeons Access Map

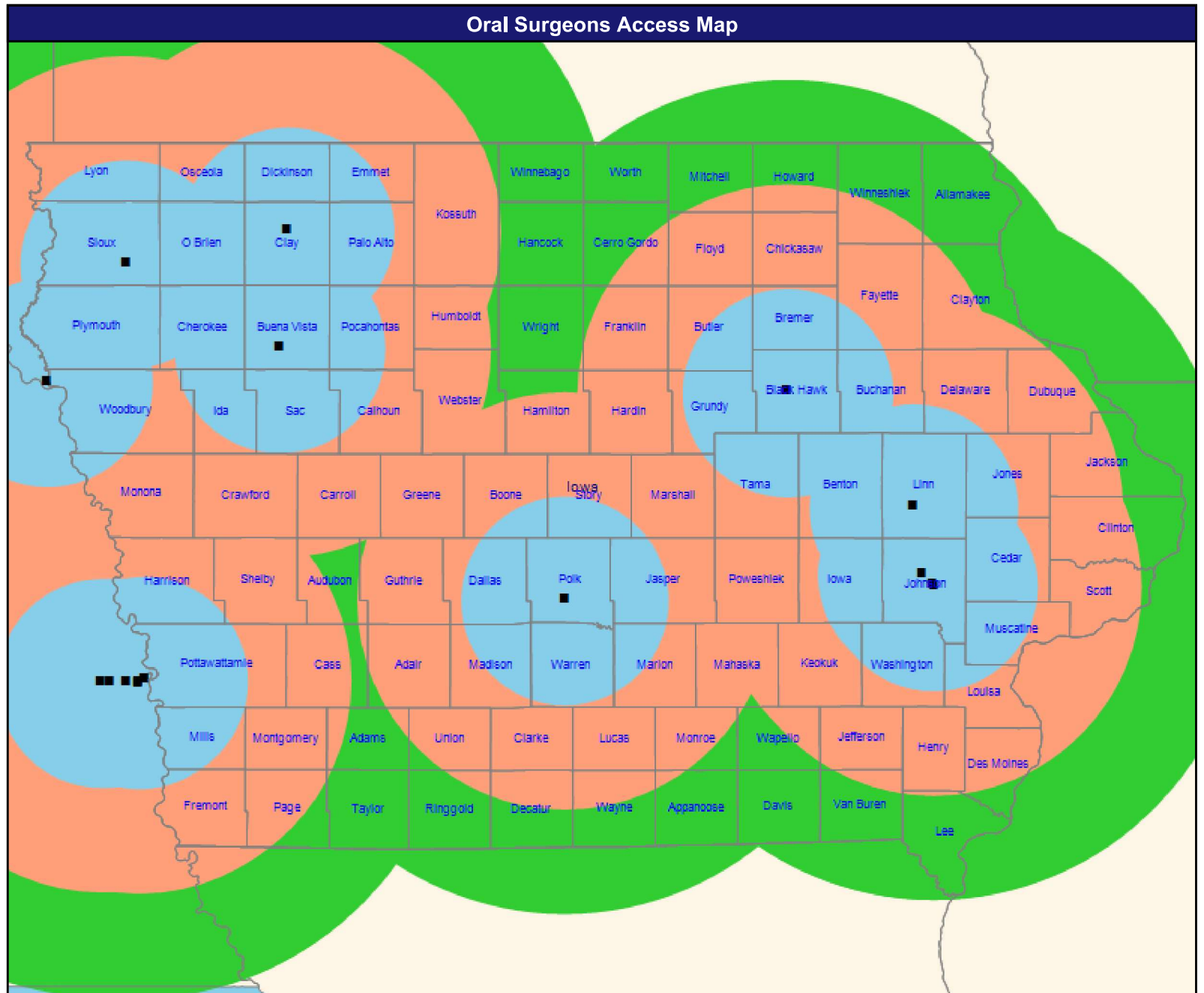
January 3, 2022

Oral Surgeons

Total Providers: 72

- All providers
- 30 mile radius
- 60 mile radius
- 90 mile radius

41.42 miles



Orthodontists Access Map

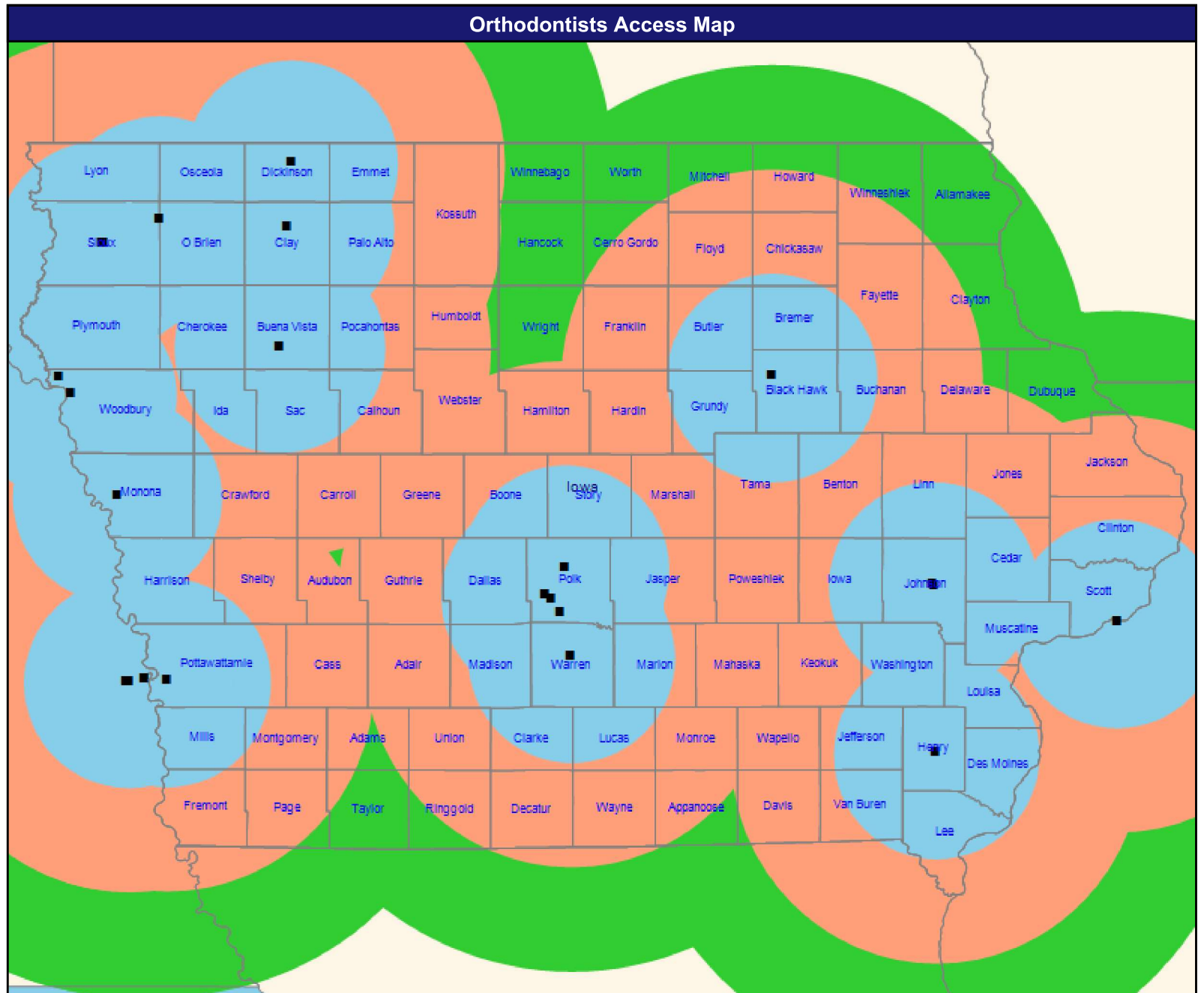
January 3, 2022

Orthodontists

Total Providers: 45

- All providers
- 30 mile radius
- 60 mile radius
- 90 mile radius

41.42 miles



Periodontists Access Map

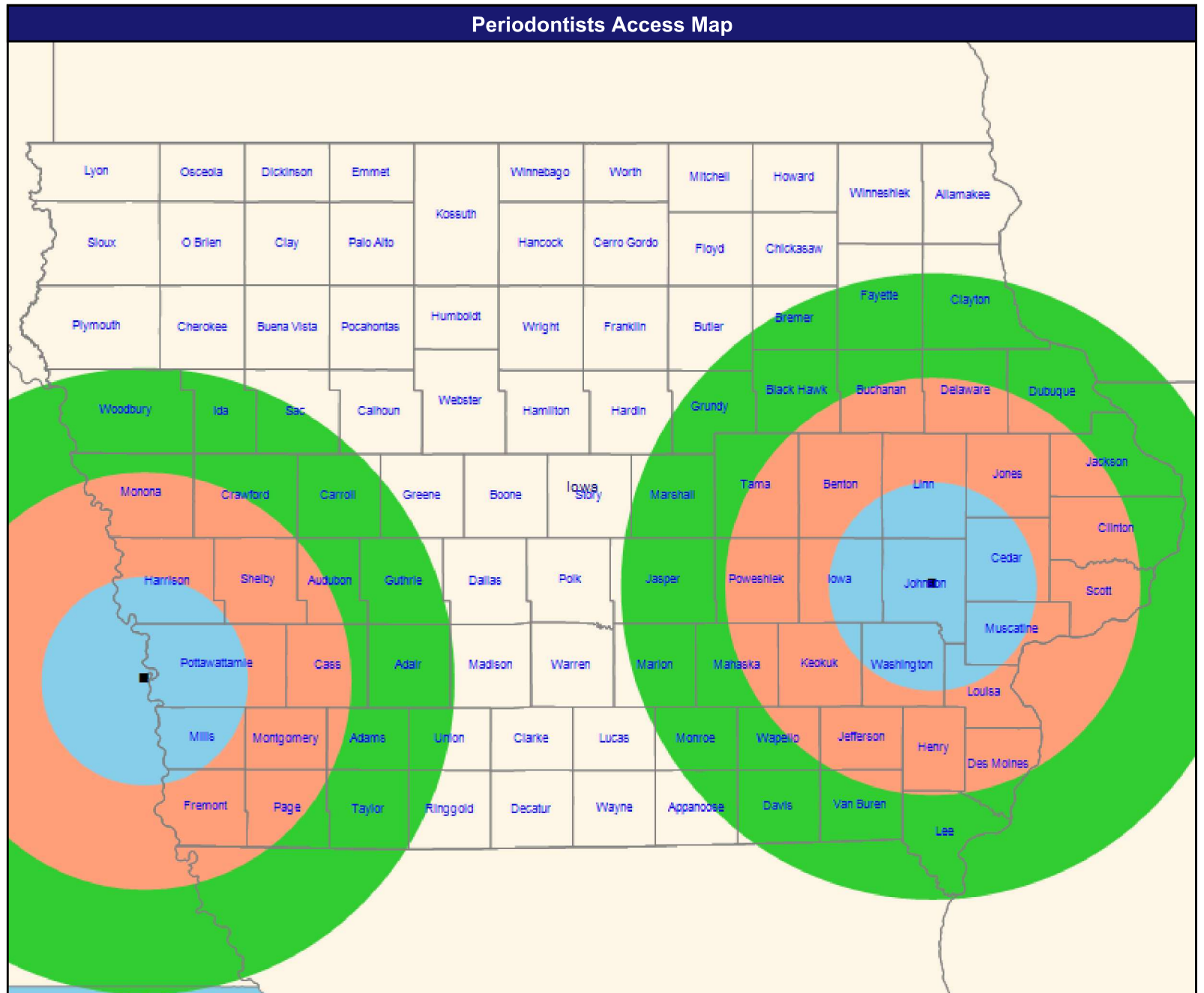
January 3, 2022

Periodontists

Total Providers: 15

- All providers
- 30 mile radius
- 60 mile radius
- 90 mile radius

41.42 miles



Prosthodontists Access Map

January 3, 2022

Prosthodontists

Total Providers: 22

- All providers
- 30 mile radius
- 60 mile radius
- 90 mile radius

41.42 miles

