



# **Network Analysis**

*Iowa Dental Wellness Plan*  
**MCNA Dental**

---

*July 3, 2023*

# Contents

## Report Contents

Access Overview - All Dentists (30 miles/30 minutes)	4
Access Overview - General Dentists (30 miles/30 minutes)	5
Access Overview - Primary Care Dentist (30 miles/30 minutes)	6
Access Overview - Orthodontists (30 miles/30 minutes)	7
Access Overview - Oral Surgeons (30 miles/30 minutes)	8
Access Overview - Periodontists (30 miles/30 minutes)	9
Access Overview - Endodontists (30 miles/30 minutes)	10
Access Overview - Prosthodontists (30 miles/30 minutes)	11
Access Overview - Pedodontists (30 miles/30 minutes)	12
Access Overview - All Dentists (60 miles/60 minutes)	13
Access Overview - General Dentists (60 miles/60 minutes)	14
Access Overview - Primary Care Dentist (60 miles/60 minutes)	15
Access Overview - Orthodontists (60 miles/60 minutes)	16
Access Overview - Oral Surgeons (60 miles/60 minutes)	17
Access Overview - Endodontists (60 miles/60 minutes)	18
Access Overview - Prosthodontists (60 miles/60 minutes)	19
Access Overview - Periodontists (60 miles/60 minutes)	20
Access Overview - Pedontists (60 miles/60 minutes)	21
Access Overview - All Dentists (90 miles/90 minutes)	22
Access Overview - General Dentists (90 miles/90 minutes)	23
Access Overview - Primary Care Dentist (90 miles/90 minutes)	24
Access Overview - Orthodontists (90 miles/90 minutes)	25
Access Overview - Oral Surgeons (90 miles/90 minutes)	26
Access Overview - Endodontists (90 miles/90 minutes)	27

# Contents

## Report Contents

Access Overview - Prosthodontists (90 miles/90 minutes)	28
Access Overview - Periodontists (90 miles/90 minutes)	29
Access Overview - Pedodontists (90 miles/90 minutes)	30
All Dentists Access Map	31
General Dentists Access Map	32
Primary Care Dentist Access Map	33
Endodontists Access Map	34
Oral Surgeons Access Map	35
Orthodontists Access Map	36
Periodontists Access Map	37
Prosthodontists Access Map	38
Prosthodontists Access Map	39
Access Summary By County	40
<small>DWP Members: General Dentists, DWP Members: General Dentists, DWP Members: General Dentists, DWP Members: Endodontists, DWP Members: Endodontists, DWP Members: Endodontists, DWP Members: Oral Surgeons, DWP Members: Oral Surgeons, DWP Members: Oral Surgeons, DWP Members: Orthodontists, DWP Members: Orthodontists, DWP Members: Orthodontists, DWP Members: Periodontists, DWP Members: Periodontists, DWP Members: Periodontists, DWP Members: Prosthodontists, DWP Members: Prosthodontists, DWP Members: Primary Care Dentist</small>	
Access Detail By County	41
<small>DWP Members: General Dentists, DWP Members: General Dentists, DWP Members: General Dentists, DWP Members: Endodontists, DWP Members: Endodontists, DWP Members: Endodontists, DWP Members: Oral Surgeons, DWP Members: Oral Surgeons, DWP Members: Oral Surgeons, DWP Members: Orthodontists, DWP Members: Orthodontists, DWP Members: Orthodontists, DWP Members: Periodontists, DWP Members: Periodontists, DWP Members: Periodontists, DWP Members: Prosthodontists, DWP Members: Prosthodontists, DWP Members: Primary Care Dentist</small>	

## Access Overview - All Dentists (30 miles/30 minutes)

July 3, 2023

**Access Analysis**

All Dentists (30 miles/30 minutes)

DWP Member / Provider Access Points Groups

- DWP Members (Iowa)
- All Dentists (Iowa)


**Comparison Graph**

Percent of dwp members with access to a choice of provider access points over miles

- 1st closest
- 2nd closest
- 3rd closest

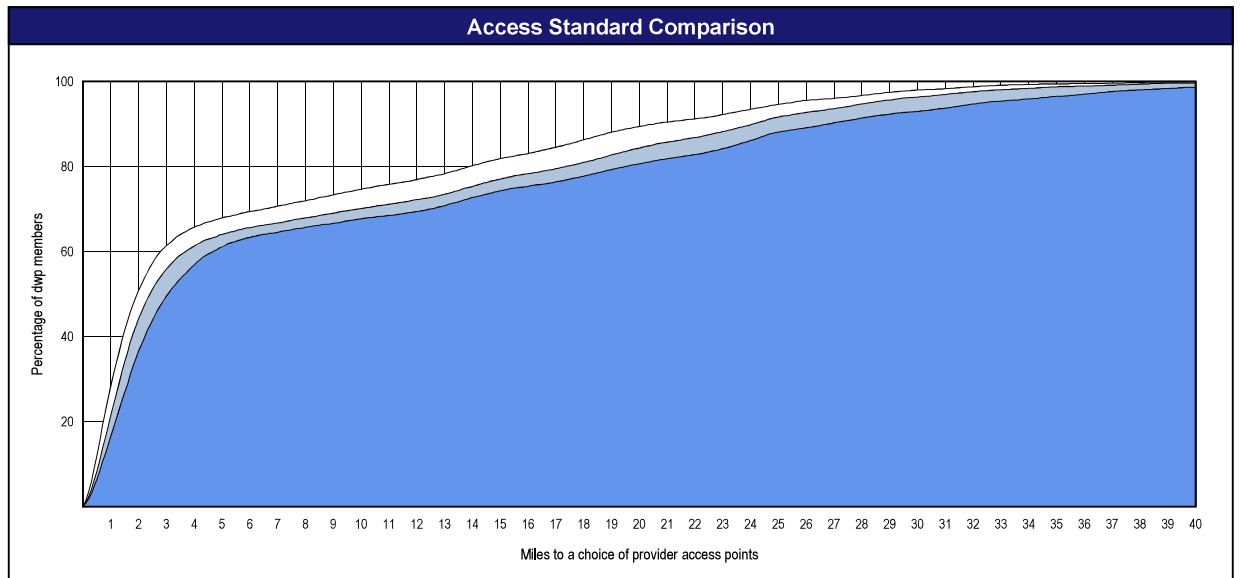
<sup>1</sup> The Access Standard is defined as (DWP Members (Iowa)) dwp members accessing:

1 (All Dentists (Iowa)) provider access points in 30 miles and 30 minutes



### Distances/Times

	Average
Distance/Time to 1st closest provider access points	6.6 miles 7.3 mins
Distance/Time to 2nd closest provider access points	7.9 miles 8.8 mins
Distance/Time to 3rd closest provider access points	9.2 miles 10.3 mins



## Access Overview - General Dentists (30 miles/30 minutes)

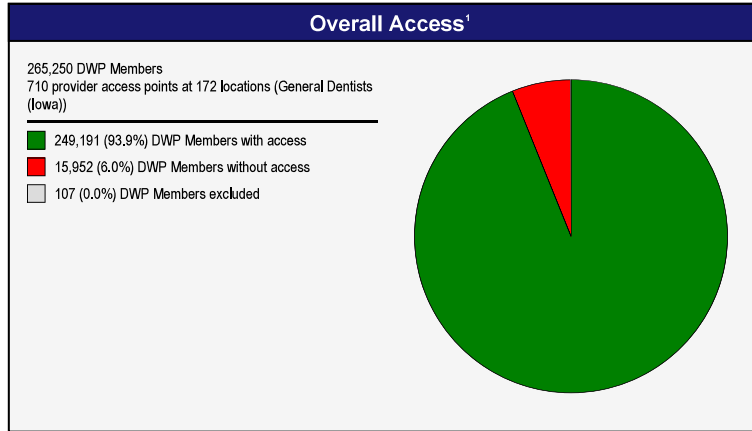
July 3, 2023

Access Analysis  
 General Dentists (30 miles/30 minutes)  
 DWP Member / Provider Access Points  
 Groups  
 DWP Members (Iowa)  
 General Dentists (Iowa)

Comparison Graph  
 Percent of dwp members with access to a choice of provider access points over miles

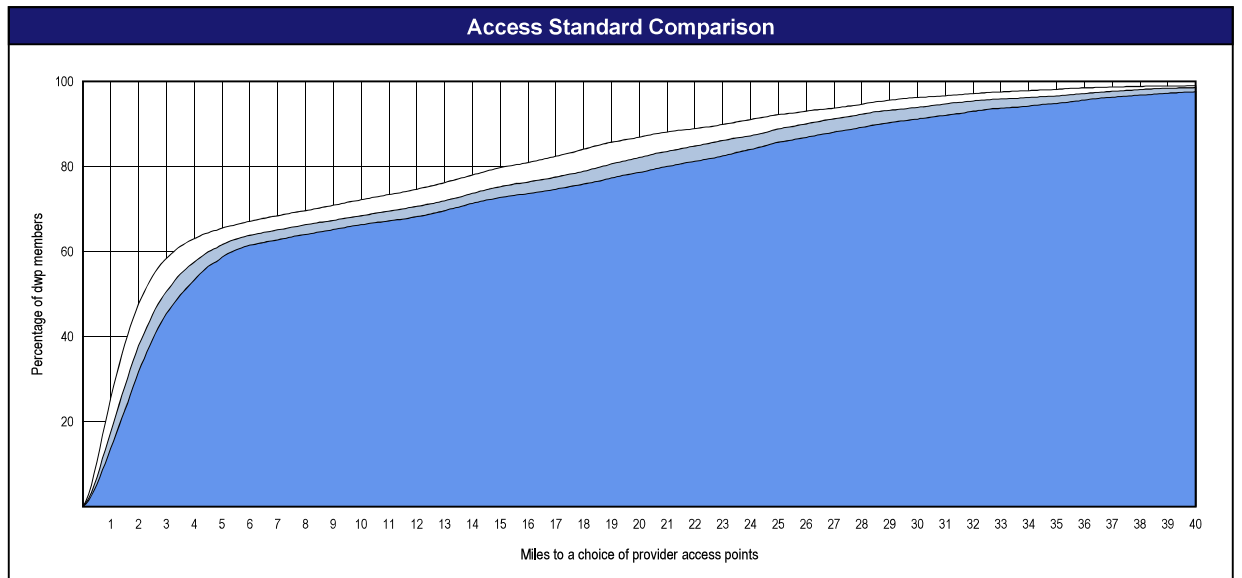
- 1st closest
- 2nd closest
- 3rd closest

<sup>1</sup> The Access Standard is defined as (DWP Members (Iowa)) dwp members accessing:  
 1 (General Dentists (Iowa)) provider access points in 30 miles and 30 minutes



### Distances/Times

	Average
Distance/Time to 1st closest provider access points	7.5 miles 8.3 mins
Distance/Time to 2nd closest provider access points	9.0 miles 10.0 mins
Distance/Time to 3rd closest provider access points	10.1 miles 11.4 mins



## Access Overview - Primary Care Dentist (30 miles/30 minutes)

July 3, 2023

**Access Analysis**

Primary Care Dentist (30 miles/30 minutes)

DWP Member / Provider Access Points Groups

DWP Members (Iowa)

Primary Care Dentist (Iowa)

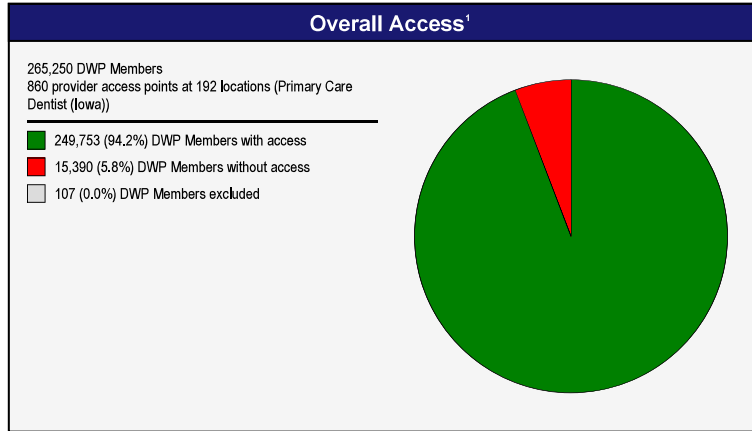
**Comparison Graph**

Percent of dwp members with access to a choice of provider access points over miles

- 1st closest
- 2nd closest
- 3rd closest

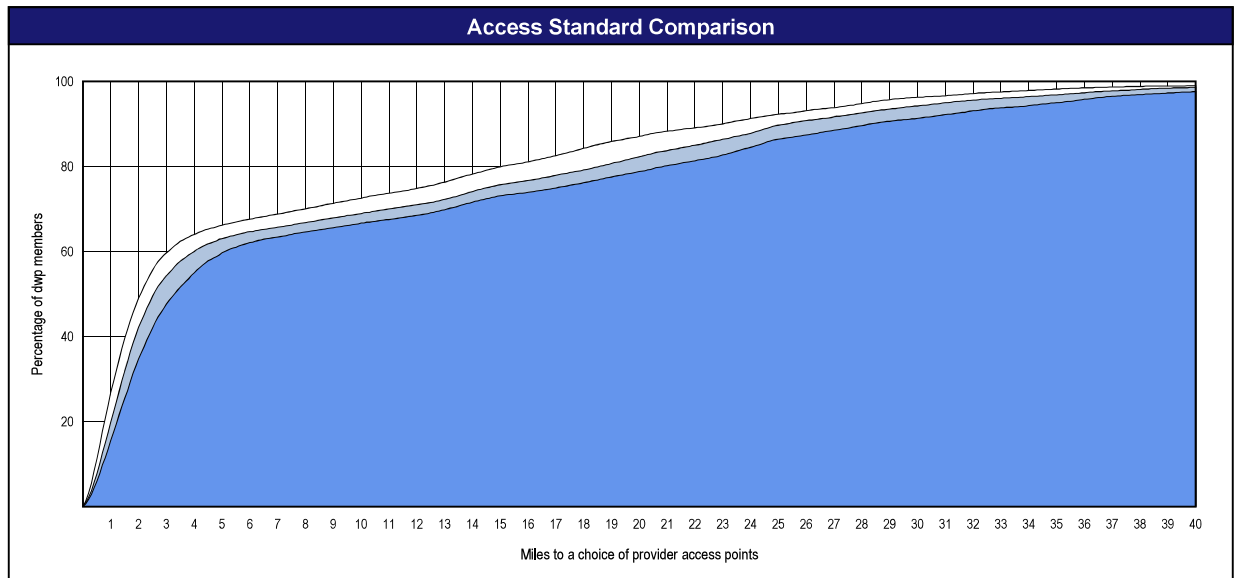
<sup>1</sup> The Access Standard is defined as (DWP Members (Iowa)) dwp members accessing:

1 (Primary Care Dentist (Iowa)) provider access points in 30 miles and 30 minutes



### Distances/Times

	Average
Distance/Time to 1st closest provider access points	7.4 miles 8.2 mins
Distance/Time to 2nd closest provider access points	8.7 miles 9.7 mins
Distance/Time to 3rd closest provider access points	9.9 miles 11.1 mins



## Access Overview - Orthodontists (30 miles/30 minutes)

July 3, 2023

**Access Analysis**

Orthodontists (30 miles/30 minutes)

DWP Member / Provider Access Points Groups

- DWP Members (Iowa)
- Orthodontists (Iowa)


**Comparison Graph**

Percent of dwp members with access to a choice of provider access points over miles

- 1st closest
- 2nd closest
- 3rd closest

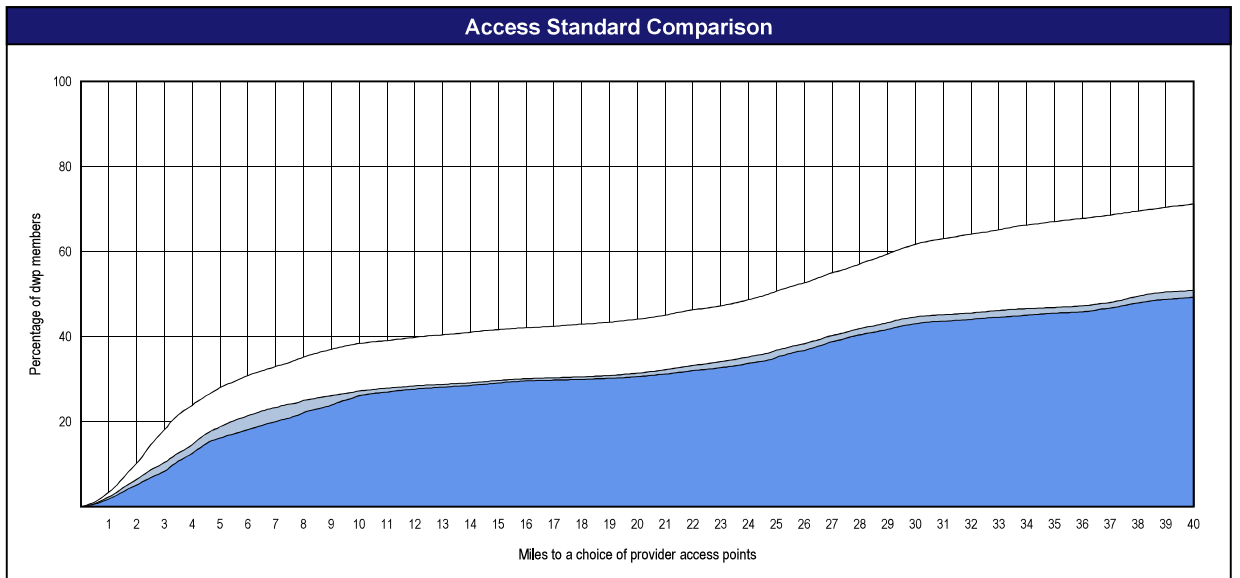
<sup>1</sup> The Access Standard is defined as (DWP Members (Iowa)) dwp members accessing:

1 (Orthodontists (Iowa)) provider access points in 30 miles and 30 minutes



### Distances/Times

	Average
Distance/Time to 1st closest provider access points	26.3 miles 30.8 mins
Distance/Time to 2nd closest provider access points	39.5 miles 50.9 mins
Distance/Time to 3rd closest provider access points	40.7 miles 54.0 mins



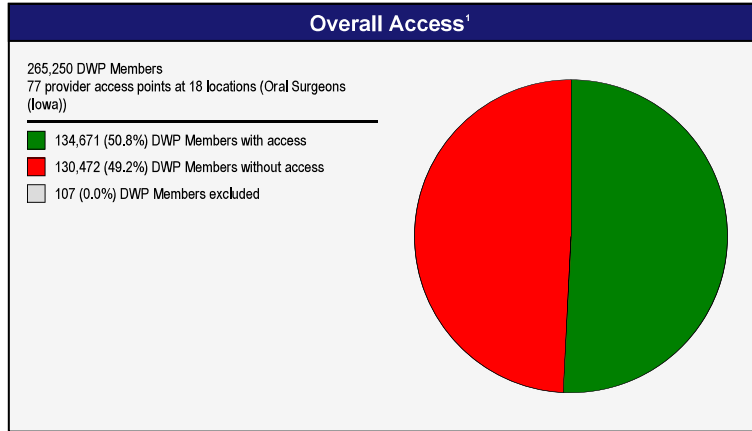
## Access Overview - Oral Surgeons (30 miles/30 minutes)

July 3, 2023

Access Analysis  
 Oral Surgeons (30 miles/30 minutes)  
 DWP Member / Provider Access Points  
 Groups  
 DWP Members (Iowa)  
 Oral Surgeons (Iowa)

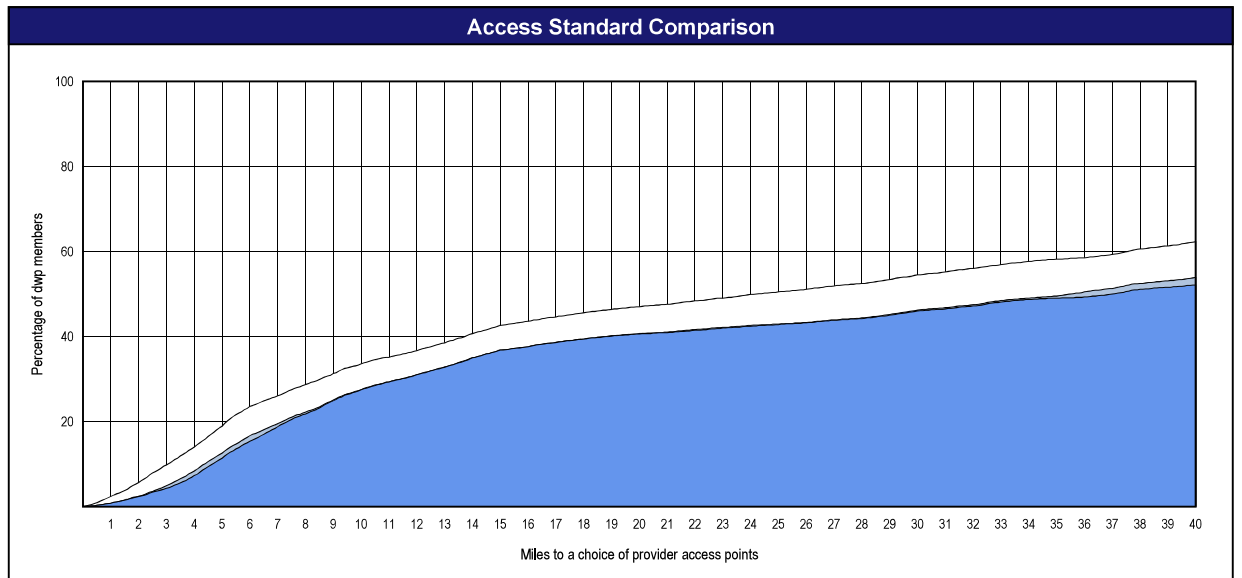
Comparison Graph  
 Percent of dwp members with access to a  
 choice of provider access points over  
 miles  
 1st closest  
 2nd closest  
 3rd closest

<sup>1</sup> The Access Standard is defined as  
 (DWP Members (Iowa)) dwp members  
 accessing:  
 1 (Oral Surgeons (Iowa)) provider  
 access points in 30 miles and 30  
 minutes



### Distances/Times

	Average
Distance/Time to 1st closest provider access points	30.8 miles 37.5 mins
Distance/Time to 2nd closest provider access points	37.1 miles 44.2 mins
Distance/Time to 3rd closest provider access points	38.3 miles 45.6 mins





## Access Overview - Periodontists (30 miles/30 minutes)


July 3, 2023

Access Analysis  
 Periodontists (30 miles/30 minutes)  
 DWP Member / Provider Access Points Groups  
 DWP Members (Iowa)  
 Periodontists (Iowa)

Comparison Graph  
 Percent of dwp members with access to a choice of provider access points over miles

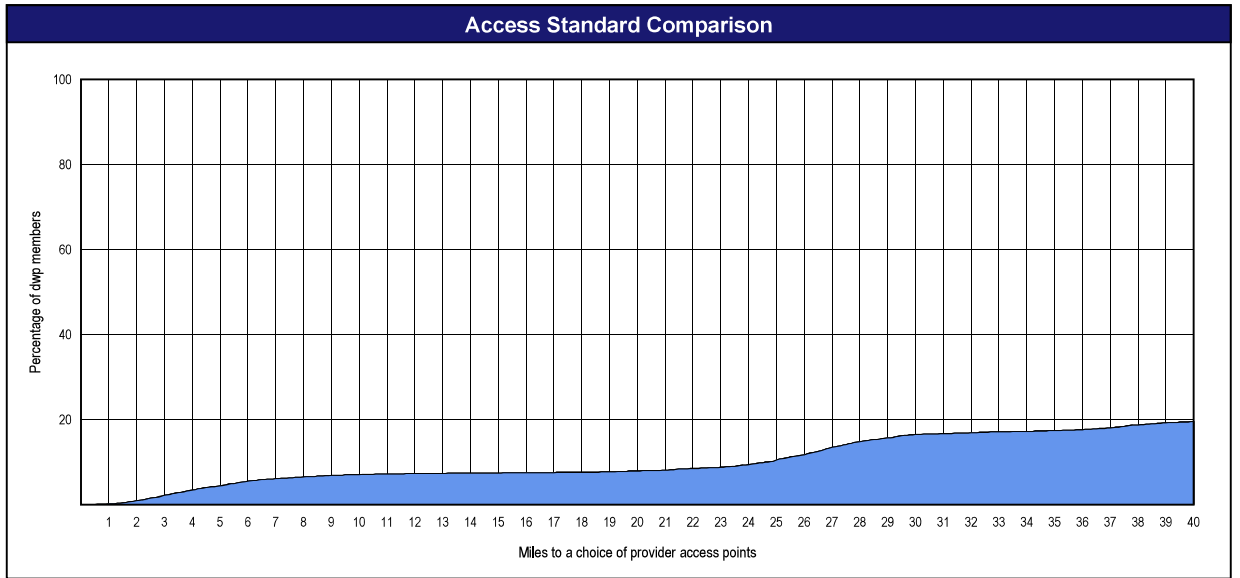
- 1st closest
- 2nd closest
- 3rd closest

<sup>1</sup> The Access Standard is defined as (DWP Members (Iowa)) dwp members accessing:  
 1 (Periodontists (Iowa)) provider access points in 30 miles and 30 minutes



### Distances/Times

	Average
Distance/Time to 1st closest provider access points	78.7 miles 119.1 mins
Distance/Time to 2nd closest provider access points	78.7 miles 119.1 mins
Distance/Time to 3rd closest provider access points	78.7 miles 119.1 mins



## Access Overview - Endodontists (30 miles/30 minutes)


July 3, 2023

Access Analysis  
 Endodontists (30 miles/30 minutes)  
 DWP Member / Provider Access Points  
 Groups  
 DWP Members (Iowa)  
 Endodontists (Iowa)

Comparison Graph  
 Percent of dwp members with access to a choice of provider access points over miles

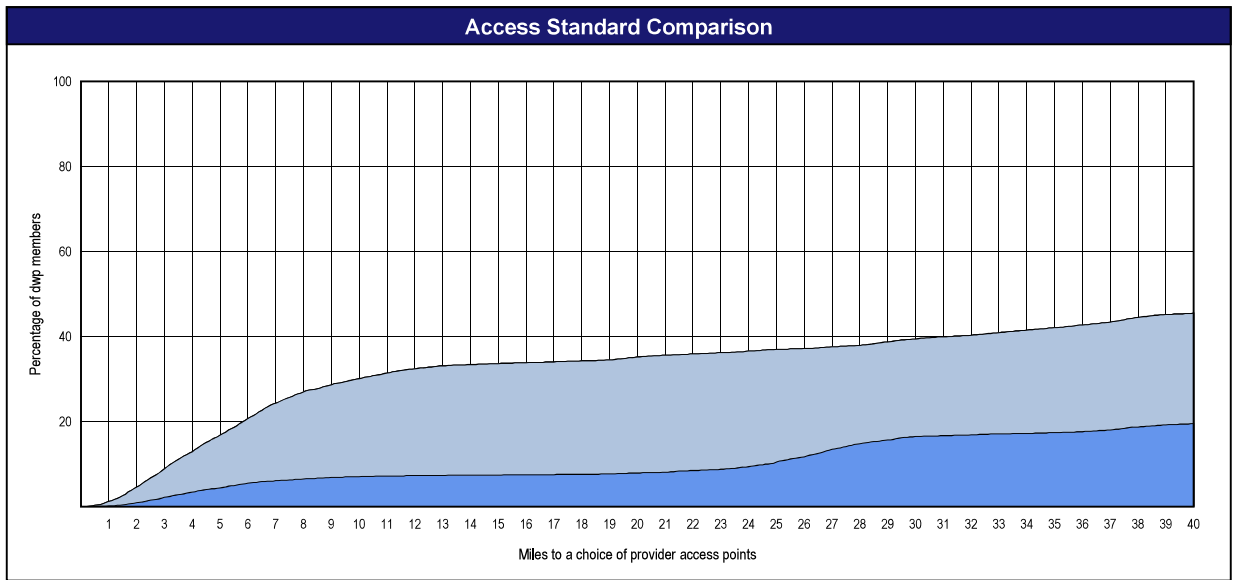
- 1st closest
- 2nd closest
- 3rd closest

<sup>1</sup> The Access Standard is defined as (DWP Members (Iowa)) dwp members accessing:  
 1 (Endodontists (Iowa)) provider access points in 30 miles and 30 minutes



### Distances/Times

	Average
Distance/Time to 1st closest provider access points	45.5 miles 63.8 mins
Distance/Time to 2nd closest provider access points	45.5 miles 63.8 mins
Distance/Time to 3rd closest provider access points	77.1 miles 108.1 mins



## Access Overview - Prosthodontists (30 miles/30 minutes)


July 3, 2023

Access Analysis  
 Prosthodontists (30 miles/30 minutes)  
 DWP Member / Provider Access Points  
 Groups  
 DWP Members (Iowa)  
 Prosthodontists (Iowa)

Comparison Graph  
 Percent of dwp members with access to a choice of provider access points over miles

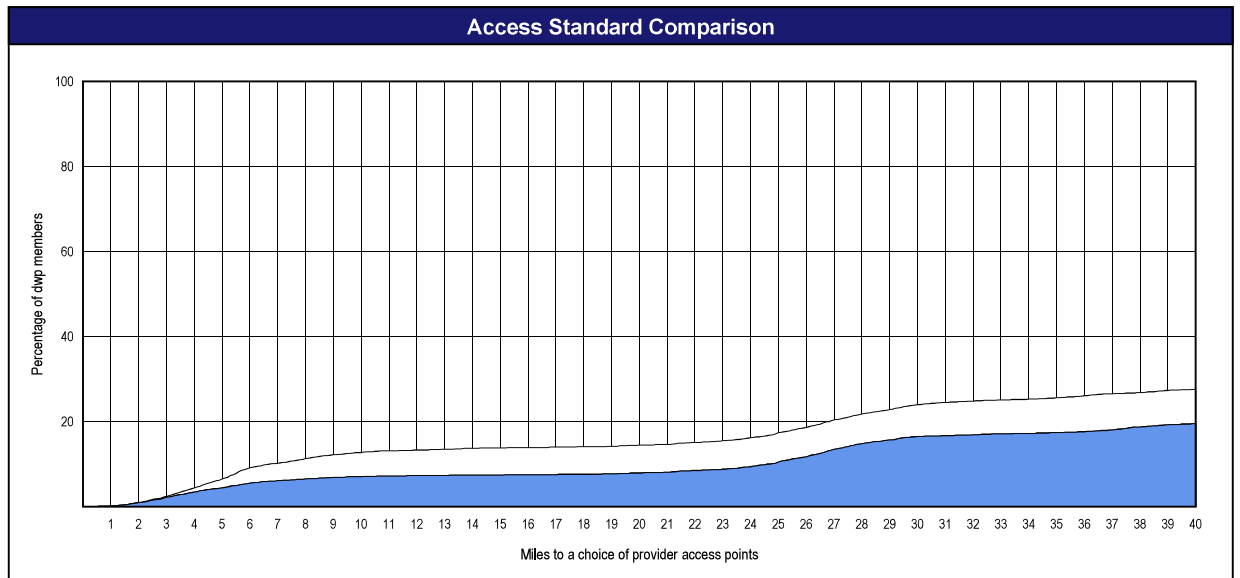
- 1st closest
- 2nd closest
- 3rd closest

<sup>1</sup> The Access Standard is defined as (DWP Members (Iowa)) dwp members accessing:  
 1 (Prosthodontists (Iowa)) provider access points in 30 miles and 30 minutes



### Distances/Times

	Average
Distance/Time to 1st closest provider access points	74.7 miles 111.9 mins
Distance/Time to 2nd closest provider access points	78.7 miles 119.1 mins
Distance/Time to 3rd closest provider access points	78.7 miles 119.1 mins



## Access Overview - Pedodontists (30 miles/30 minutes)

July 3, 2023

**Access Analysis**

Pedodontists (30 miles/30 minutes)

DWP Member / Provider Access Points Groups

DWP Members (Iowa)

Pedodontists (Iowa)

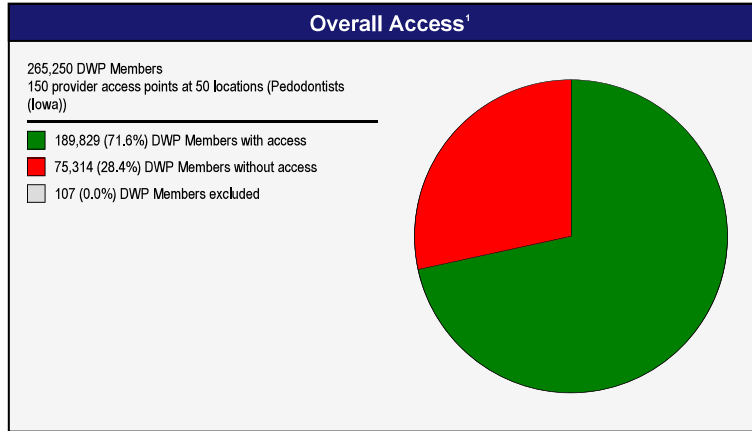
**Comparison Graph**

Percent of dwp members with access to a choice of provider access points over miles

- 1st closest
- 2nd closest
- 3rd closest

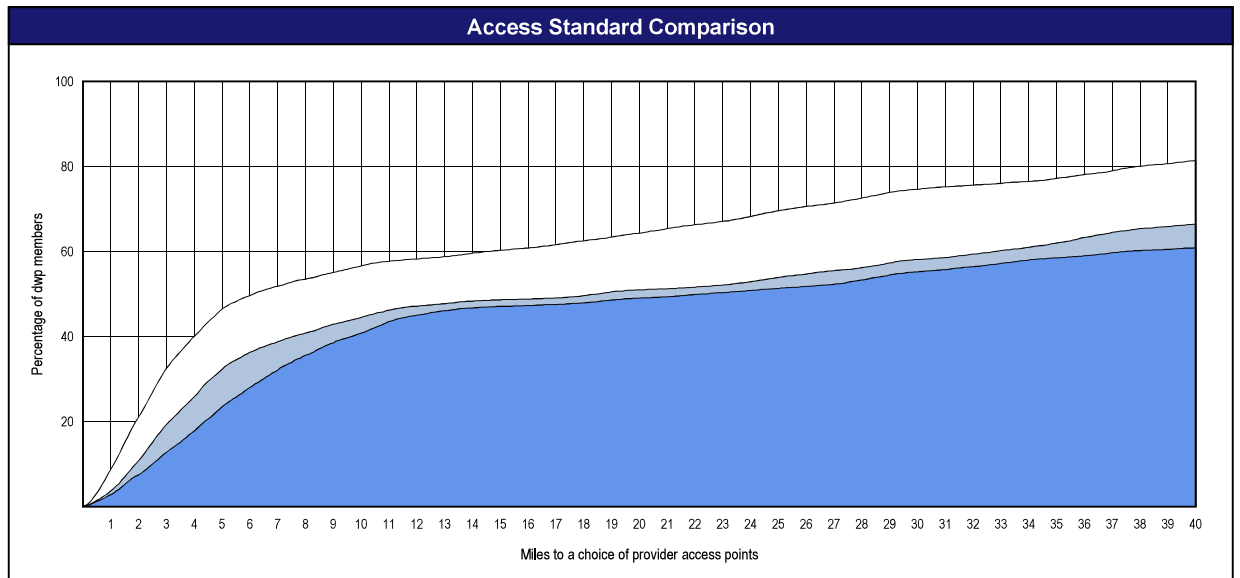
<sup>1</sup> The Access Standard is defined as (DWP Members (Iowa)) dwp members accessing:

1 (Pedodontists (Iowa)) provider access points in 30 miles and 30 minutes



### Distances/Times

	Average
Distance/Time to 1st closest provider access points	18.2 miles 20.4 mins
Distance/Time to 2nd closest provider access points	27.4 miles 30.9 mins
Distance/Time to 3rd closest provider access points	31.2 miles 35.1 mins



## Access Overview - All Dentists (60 miles/60 minutes)

July 3, 2023

**Access Analysis**

All Dentists (60 miles/60 minutes)

DWP Member / Provider Access Points Groups

DWP Members (Iowa)

All Dentists (Iowa)


**Comparison Graph**

Percent of dwp members with access to a choice of provider access points over miles

- 1st closest
- 2nd closest
- 3rd closest

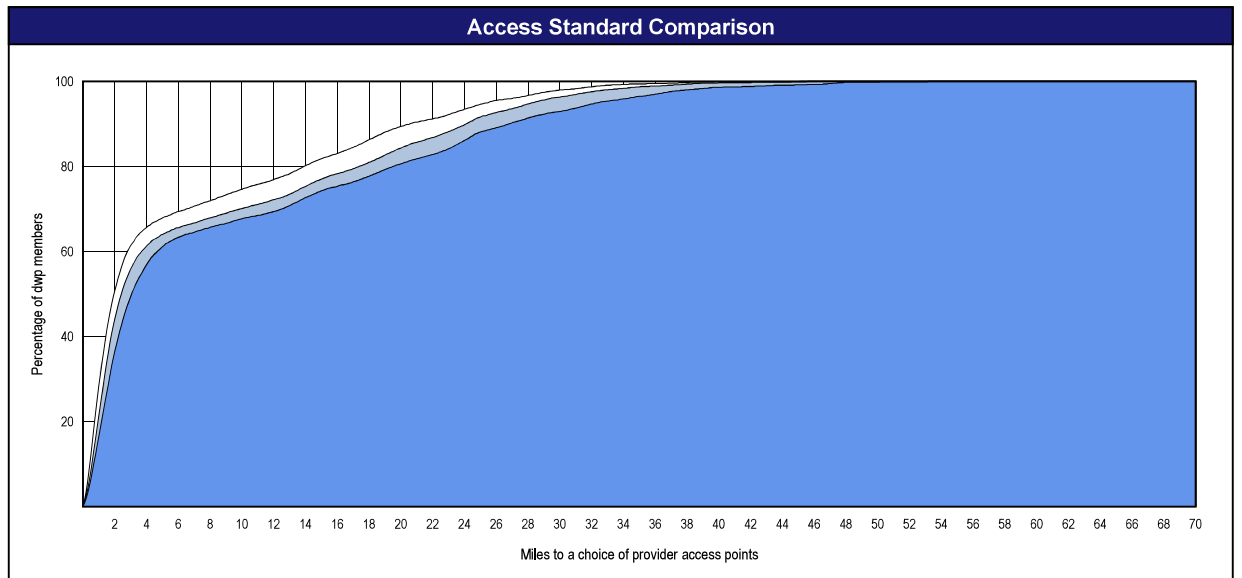
<sup>1</sup> The Access Standard is defined as (DWP Members (Iowa)) dwp members accessing:

1 (All Dentists (Iowa)) provider access points in 60 miles and 60 minutes



### Distances/Times

	Average
Distance/Time to 1st closest provider access points	6.6 miles 7.3 mins
Distance/Time to 2nd closest provider access points	7.9 miles 8.8 mins
Distance/Time to 3rd closest provider access points	9.2 miles 10.3 mins



## Access Overview - General Dentists (60 miles/60 minutes)

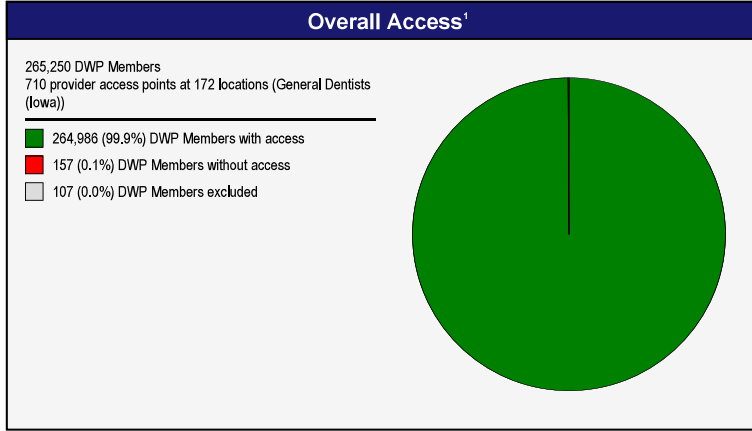
July 3, 2023

Access Analysis  
 General Dentists (60 miles/60 minutes)  
 DWP Member / Provider Access Points  
 Groups  
 DWP Members (Iowa)  
 General Dentists (Iowa)

Comparison Graph  
 Percent of dwp members with access to a choice of provider access points over miles

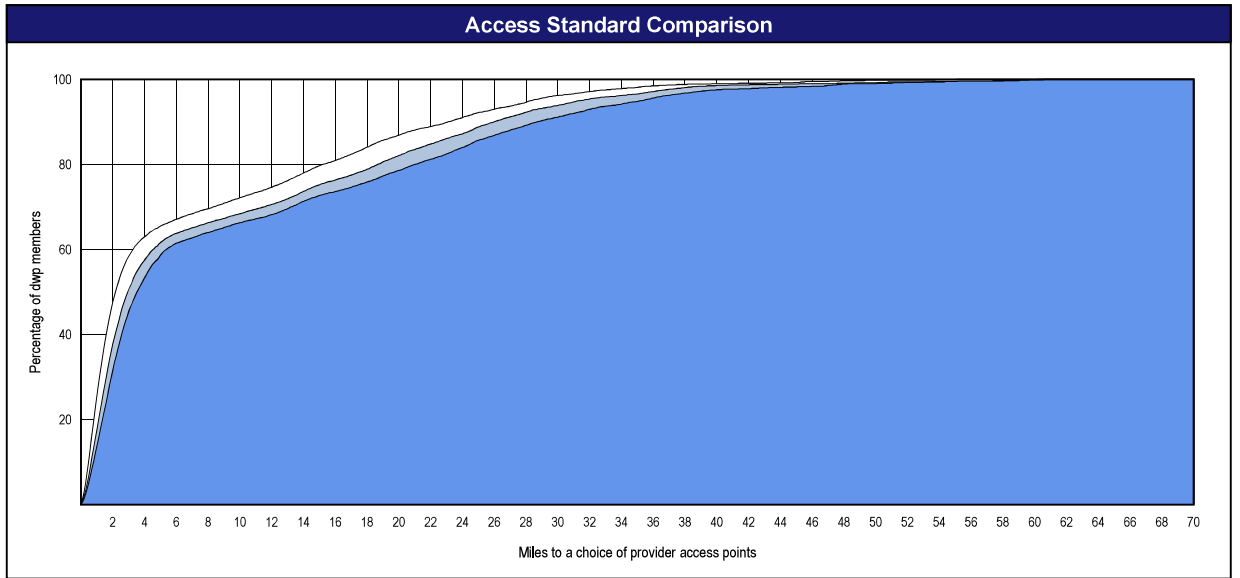
- 1st closest
- 2nd closest
- 3rd closest

<sup>1</sup> The Access Standard is defined as (DWP Members (Iowa)) dwp members accessing:  
 1 (General Dentists (Iowa)) provider access points in 60 miles and 60 minutes



### Distances/Times

	Average
Distance/Time to 1st closest provider access points	7.5 miles 8.3 mins
Distance/Time to 2nd closest provider access points	9.0 miles 10.0 mins
Distance/Time to 3rd closest provider access points	10.1 miles 11.4 mins



## Access Overview - Primary Care Dentist (60 miles/60 minutes)

July 3, 2023

**Access Analysis**

Primary Care Dentist (60 miles/60 minutes)

**DWP Member / Provider Access Points Groups**

DWP Members (Iowa)  
Primary Care Dentist (Iowa)


**Comparison Graph**

Percent of dwp members with access to a choice of provider access points over miles

- 1st closest
- 2nd closest
- 3rd closest

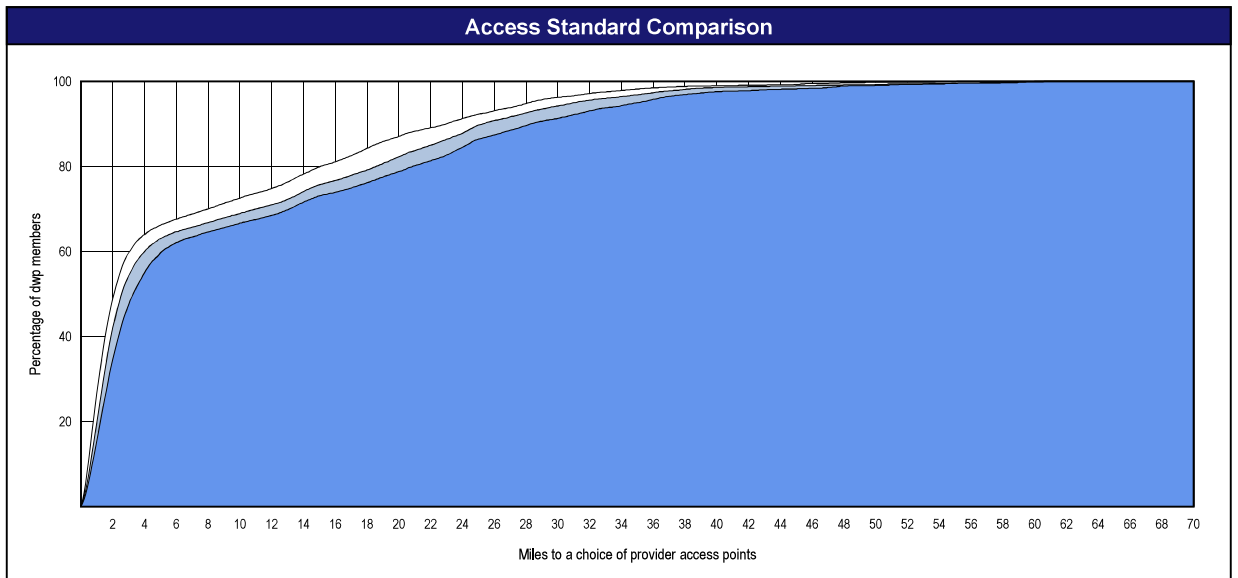
<sup>1</sup> The Access Standard is defined as (DWP Members (Iowa)) dwp members accessing:

1 (Primary Care Dentist (Iowa)) provider access points in 60 miles and 60 minutes



### Distances/Times

	Average
Distance/Time to 1st closest provider access points	7.4 miles 8.2 mins
Distance/Time to 2nd closest provider access points	8.7 miles 9.7 mins
Distance/Time to 3rd closest provider access points	9.9 miles 11.1 mins



## Access Overview - Orthodontists (60 miles/60 minutes)

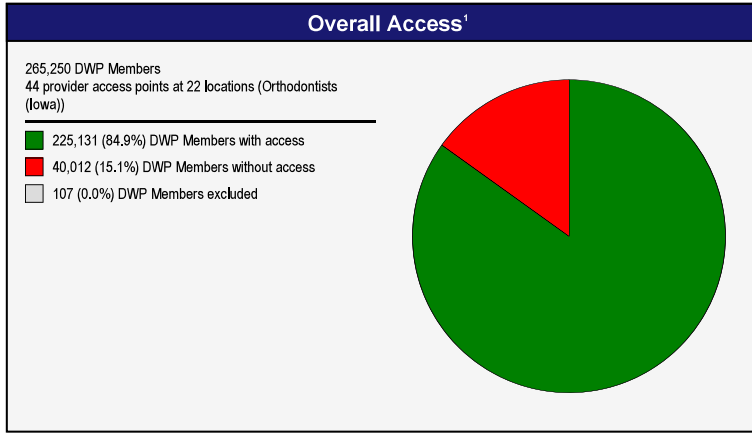
July 3, 2023

Access Analysis  
 Orthodontists (60 miles/60 minutes)  
 DWP Member / Provider Access Points  
 Groups  
 DWP Members (Iowa)  
 Orthodontists (Iowa)

Comparison Graph  
 Percent of dwp members with access to a choice of provider access points over miles

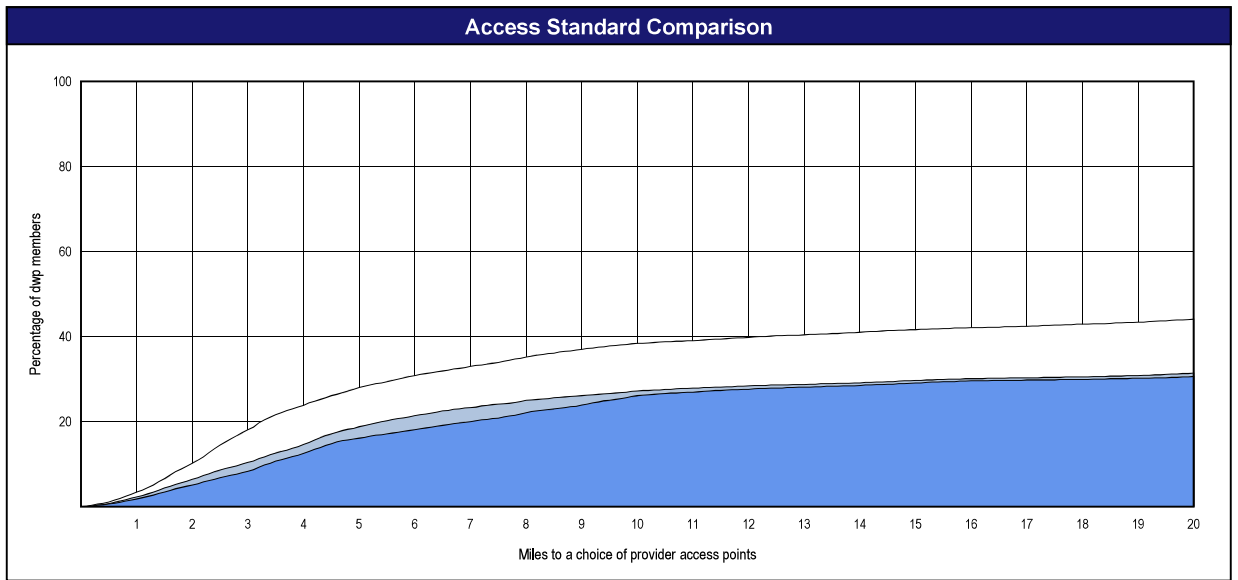
- 1st closest
- 2nd closest
- 3rd closest

<sup>1</sup> The Access Standard is defined as (DWP Members (Iowa)) dwp members accessing:  
 1 (Orthodontists (Iowa)) provider access points in 60 miles and 60 minutes



### Distances/Times

	Average
Distance/Time to 1st closest provider access points	26.3 miles 30.8 mins
Distance/Time to 2nd closest provider access points	39.5 miles 50.9 mins
Distance/Time to 3rd closest provider access points	40.7 miles 54.0 mins





## Access Overview - Oral Surgeons (60 miles/60 minutes)

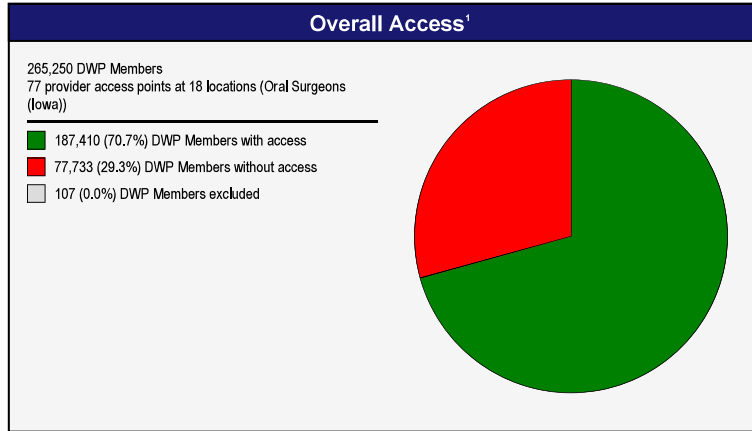
July 3, 2023

Access Analysis  
 Oral Surgeons (60 miles/60 minutes)  
 DWP Member / Provider Access Points  
 Groups  
 DWP Members (Iowa)  
 Oral Surgeons (Iowa)

Comparison Graph  
 Percent of dwp members with access to a choice of provider access points over miles

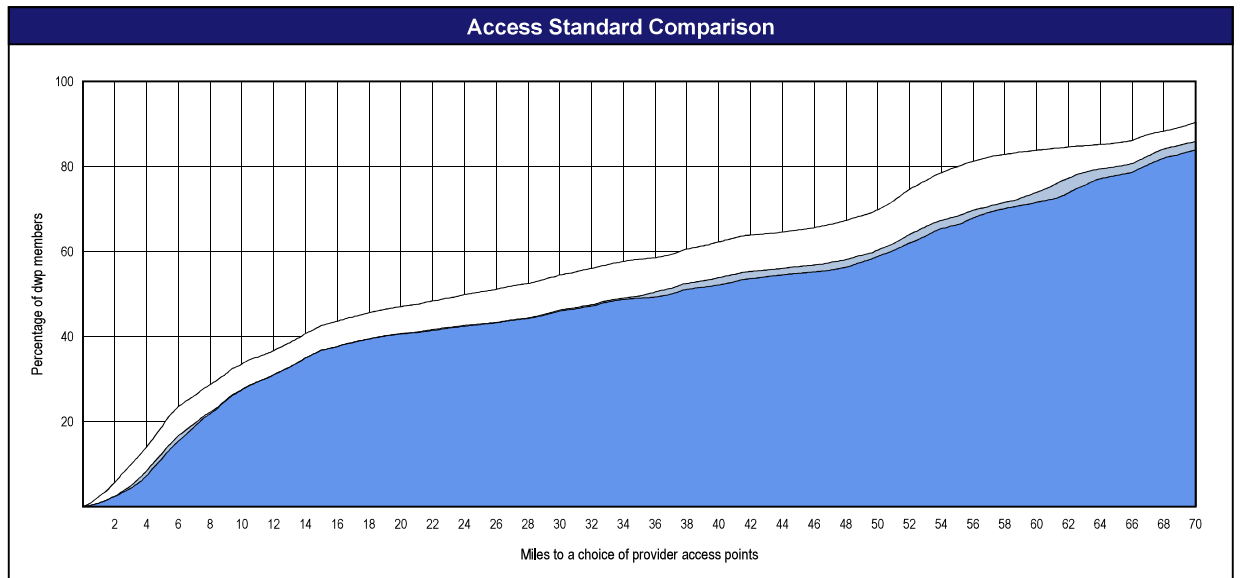
- 1st closest
- 2nd closest
- 3rd closest

<sup>1</sup> The Access Standard is defined as (DWP Members (Iowa)) dwp members accessing:  
 1 (Oral Surgeons (Iowa)) provider access points in 60 miles and 60 minutes



### Distances/Times

	Average
Distance/Time to 1st closest provider access points	30.8 miles 37.5 mins
Distance/Time to 2nd closest provider access points	37.1 miles 44.2 mins
Distance/Time to 3rd closest provider access points	38.3 miles 45.6 mins



## Access Overview - Endodontists (60 miles/60 minutes)


July 3, 2023

Access Analysis  
 Endodontists (60 miles/60 minutes)  
 DWP Member / Provider Access Points  
 Groups  
 DWP Members (Iowa)  
 Endodontists (Iowa)

Comparison Graph  
 Percent of dwp members with access to a choice of provider access points over miles

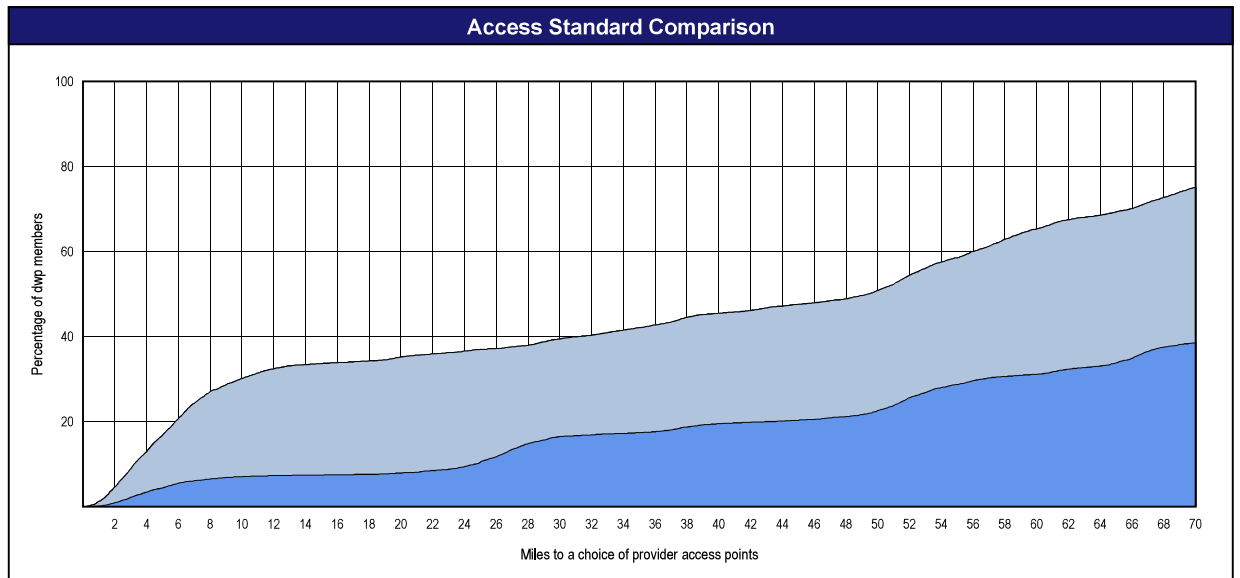
- 1st closest
- 2nd closest
- 3rd closest

<sup>1</sup> The Access Standard is defined as (DWP Members (Iowa)) dwp members accessing:  
 1 (Endodontists (Iowa)) provider access points in 60 miles and 60 minutes



### Distances/Times

	Average
Distance/Time to 1st closest provider access points	45.5 miles 63.8 mins
Distance/Time to 2nd closest provider access points	45.5 miles 63.8 mins
Distance/Time to 3rd closest provider access points	77.1 miles 108.1 mins



## Access Overview - Prosthodontists (60 miles/60 minutes)


July 3, 2023

Access Analysis  
 Prosthodontists (60 miles/60 minutes)  
 DWP Member / Provider Access Points  
 Groups  
 DWP Members (Iowa)  
 Prosthodontists (Iowa)

Comparison Graph  
 Percent of dwp members with access to a choice of provider access points over miles

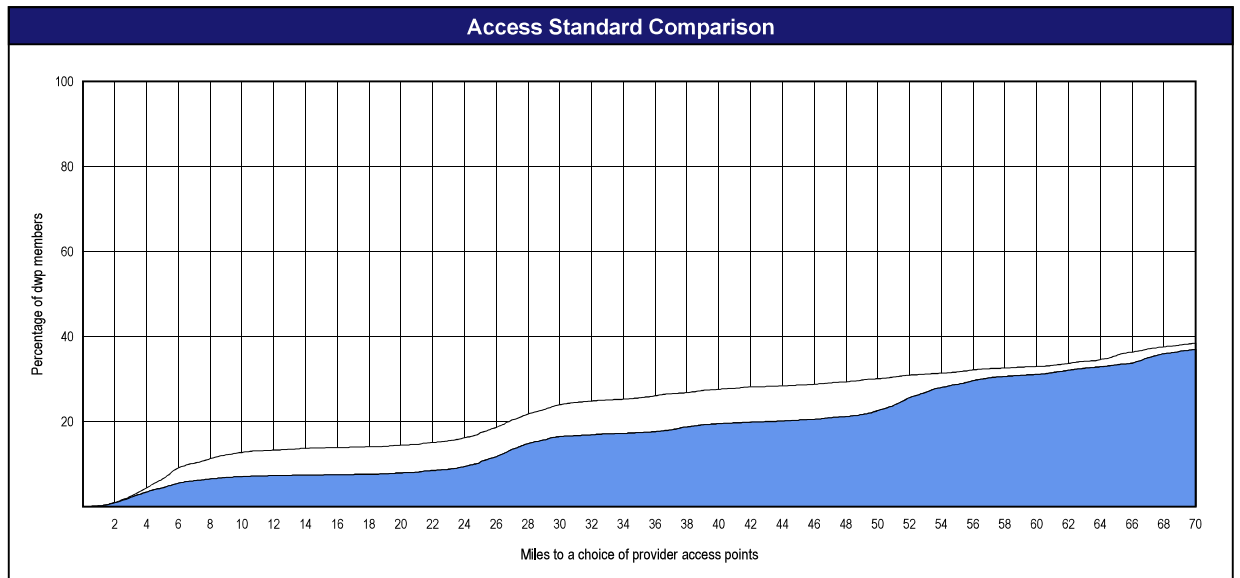
- 1st closest
- 2nd closest
- 3rd closest

<sup>1</sup> The Access Standard is defined as (DWP Members (Iowa)) dwp members accessing:  
 1 (Prosthodontists (Iowa)) provider access points in 60 miles and 60 minutes



### Distances/Times


	Average
Distance/Time to 1st closest provider access points	74.7 miles 111.9 mins
Distance/Time to 2nd closest provider access points	78.7 miles 119.1 mins
Distance/Time to 3rd closest provider access points	78.7 miles 119.1 mins



## Access Overview - Periodontists (60 miles/60 minutes)

July 3, 2023

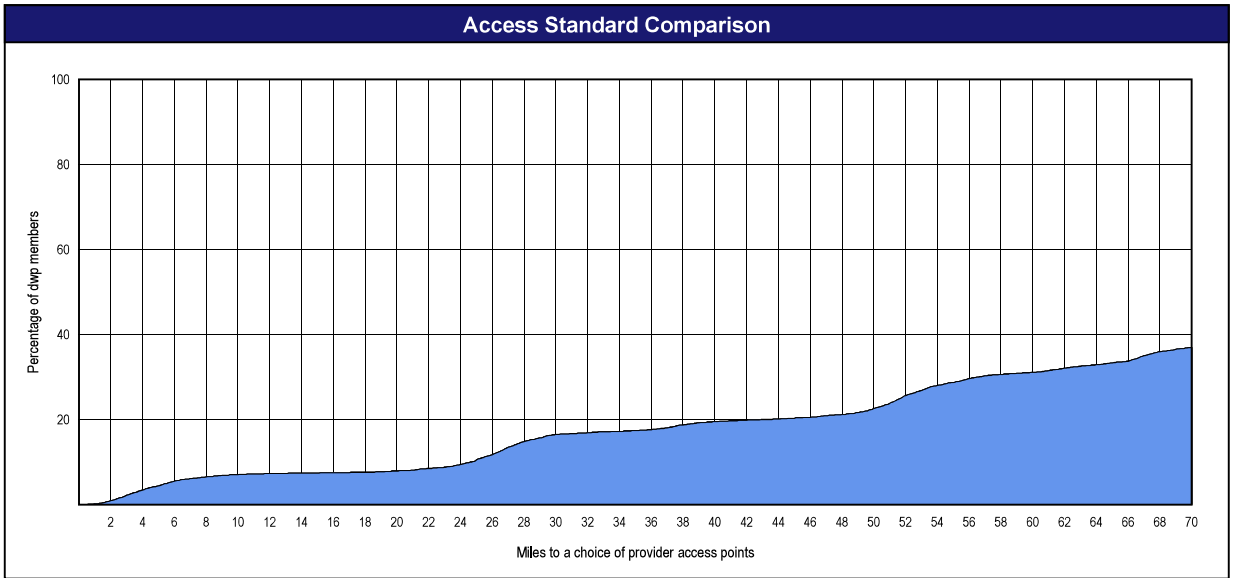
- Access Analysis  
 Periodontists (60 miles/60 minutes)
- DWP Member / Provider Access Points Groups  
 DWP Members (Iowa)  
 Periodontists (Iowa)
- Comparison Graph  
 Percent of dwp members with access to a choice of provider access points over miles
- 1st closest
  - 2nd closest
  - 3rd closest



### Distances/Times

	Average
Distance/Time to 1st closest provider access points	78.7 miles 119.1 mins
Distance/Time to 2nd closest provider access points	78.7 miles 119.1 mins
Distance/Time to 3rd closest provider access points	78.7 miles 119.1 mins

<sup>1</sup> The Access Standard is defined as (DWP Members (Iowa)) dwp members accessing:  
 1 (Periodontists (Iowa)) provider access points in 60 miles and 60 minutes



## Access Overview - Pedontists (60 miles/60 minutes)

July 3, 2023

**Access Analysis**

Pedodontists (60 miles/60 minutes)

DWP Member / Provider Access Points

Groups

DWP Members (Iowa)

Pedodontists (Iowa)

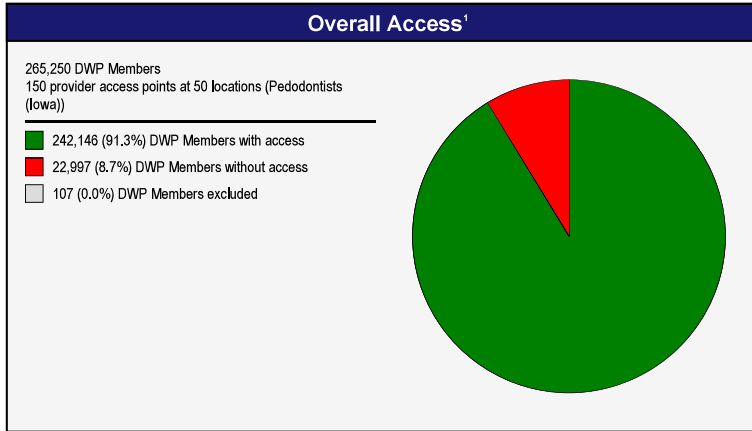
**Comparison Graph**

Percent of dwp members with access to a choice of provider access points over miles

- 1st closest
- 2nd closest
- 3rd closest

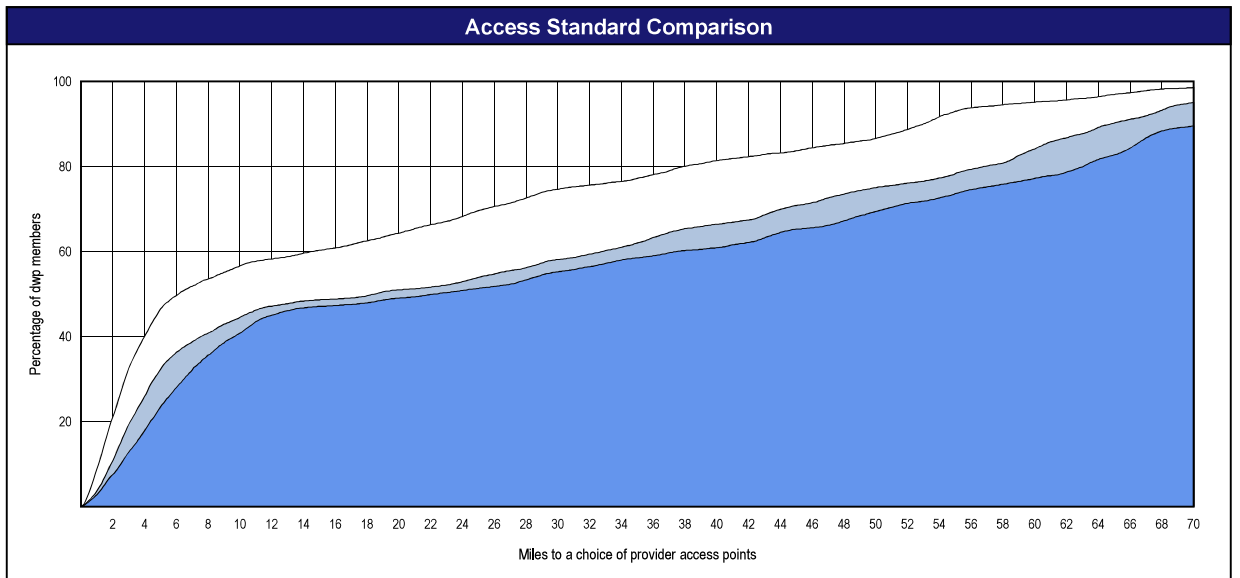
<sup>1</sup> The Access Standard is defined as (DWP Members (Iowa)) dwp members accessing:

1 (Pedodontists (Iowa)) provider access points in 60 miles and 60 minutes



### Distances/Times

	Average
Distance/Time to 1st closest provider access points	18.2 miles 20.4 mins
Distance/Time to 2nd closest provider access points	27.4 miles 30.9 mins
Distance/Time to 3rd closest provider access points	31.2 miles 35.1 mins



## Access Overview - All Dentists (90 miles/90 minutes)

July 3, 2023

**Access Analysis**

All Dentists (90 miles/90 minutes)

DWP Member / Provider Access Points Groups

DWP Members (Iowa)

All Dentists (Iowa)


**Comparison Graph**

Percent of dwp members with access to a choice of provider access points over miles

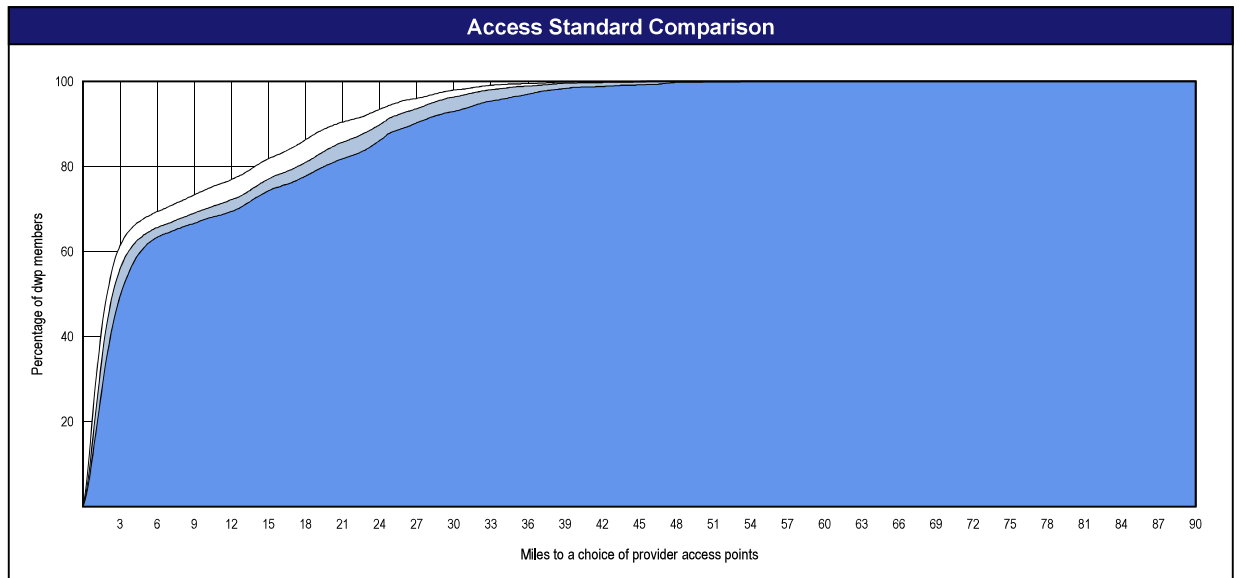
- 1st closest
- 2nd closest
- 3rd closest

<sup>1</sup> The Access Standard is defined as (DWP Members (Iowa)) dwp members accessing:

1 (All Dentists (Iowa)) provider access points in 90 miles and 90 minutes



Distances/Times	
	Average
Distance/Time to 1st closest provider access points	6.6 miles 7.3 mins
Distance/Time to 2nd closest provider access points	7.9 miles 8.8 mins
Distance/Time to 3rd closest provider access points	9.2 miles 10.3 mins



## Access Overview - General Dentists (90 miles/90 minutes)


July 3, 2023

Access Analysis  
 General Dentists (90 miles/90 minutes)  
 DWP Member / Provider Access Points  
 Groups  
 DWP Members (Iowa)  
 General Dentists (Iowa)

Comparison Graph  
 Percent of dwp members with access to a choice of provider access points over miles

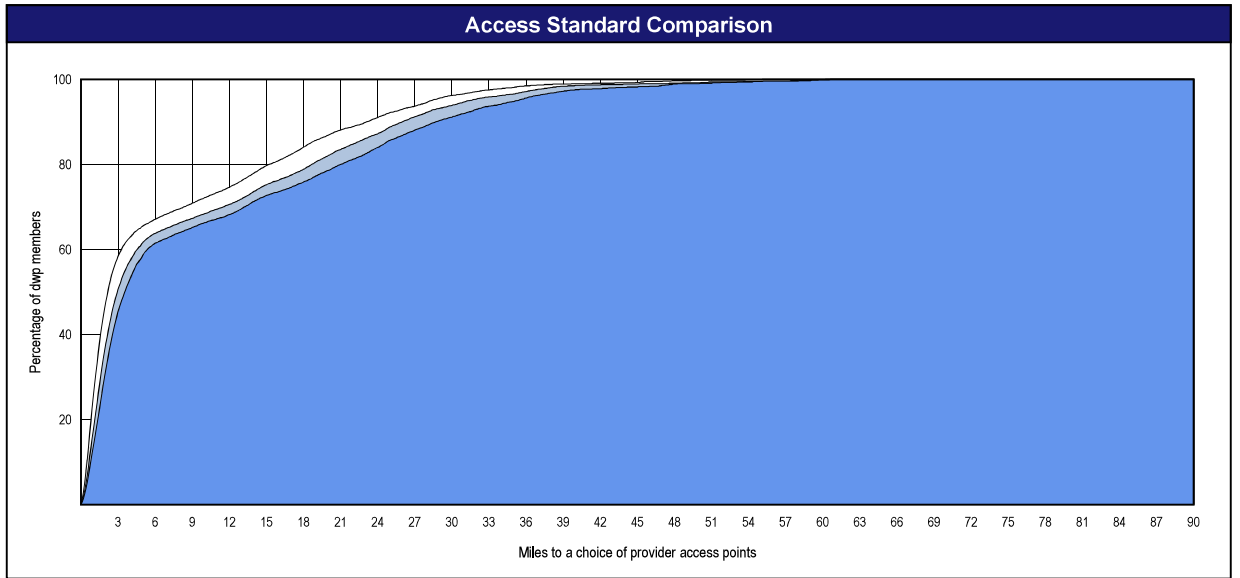
- 1st closest
- 2nd closest
- 3rd closest

<sup>1</sup> The Access Standard is defined as (DWP Members (Iowa)) dwp members accessing:  
 1 (General Dentists (Iowa)) provider access points in 90 miles and 90 minutes



### Distances/Times

	Average
Distance/Time to 1st closest provider access points	7.5 miles 8.3 mins
Distance/Time to 2nd closest provider access points	9.0 miles 10.0 mins
Distance/Time to 3rd closest provider access points	10.1 miles 11.4 mins



## Access Overview - Primary Care Dentist (90 miles/90 minutes)

July 3, 2023

**Access Analysis**

Primary Care Dentist (90 miles/90 minutes)

DWP Member / Provider Access Points Groups

DWP Members (Iowa)  
Primary Care Dentist (Iowa)

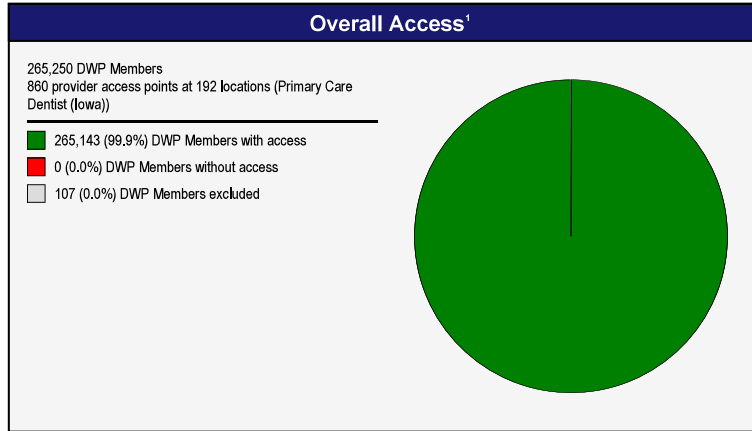
**Comparison Graph**

Percent of dwp members with access to a choice of provider access points over miles

- 1st closest
- 2nd closest
- 3rd closest

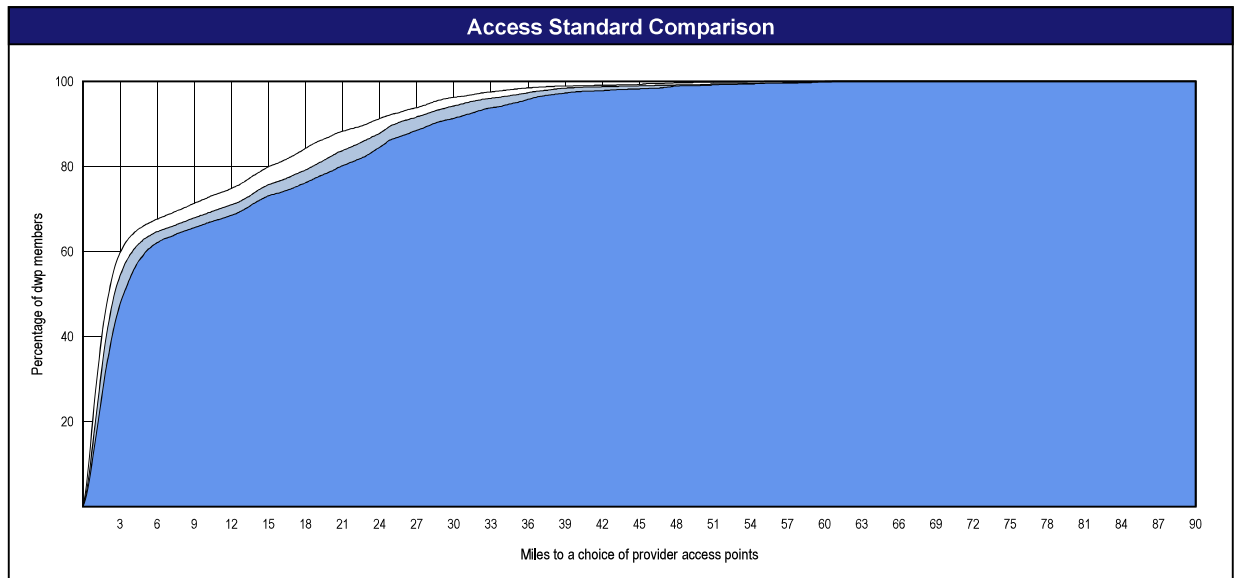
<sup>1</sup> The Access Standard is defined as (DWP Members (Iowa)) dwp members accessing:

1 (Primary Care Dentist (Iowa)) provider access points in 90 miles and 90 minutes



### Distances/Times

	Average
Distance/Time to 1st closest provider access points	7.4 miles 8.2 mins
Distance/Time to 2nd closest provider access points	8.7 miles 9.7 mins
Distance/Time to 3rd closest provider access points	9.9 miles 11.1 mins





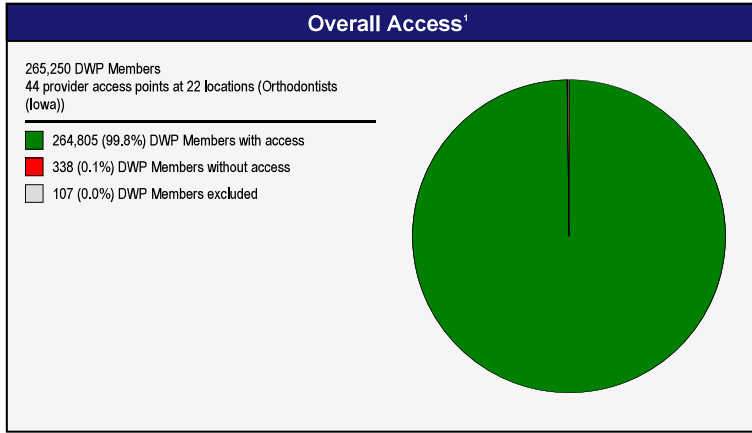
## Access Overview - Orthodontists (90 miles/90 minutes)

July 3, 2023

Access Analysis  
 Orthodontists (90 miles/90 minutes)  
 DWP Member / Provider Access Points  
 Groups  
 DWP Members (Iowa)  
 Orthodontists (Iowa)

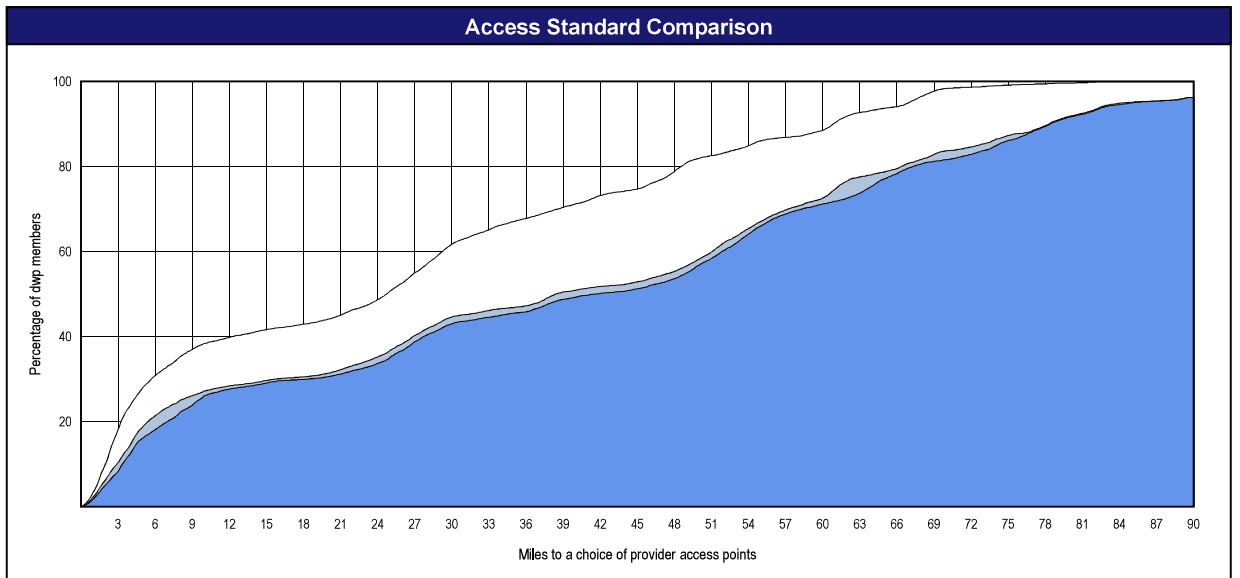
Comparison Graph  
 Percent of dwp members with access to a  
 choice of provider access points over  
 miles  
 1st closest  
 2nd closest  
 3rd closest

<sup>1</sup> The Access Standard is defined as  
 (DWP Members (Iowa)) dwp members  
 accessing:  
 1 (Orthodontists (Iowa)) provider  
 access points in 90 miles and 90  
 minutes



### Distances/Times

	Average
Distance/Time to 1st closest provider access points	26.3 miles 30.8 mins
Distance/Time to 2nd closest provider access points	39.5 miles 50.9 mins
Distance/Time to 3rd closest provider access points	40.7 miles 54.0 mins



## Access Overview - Oral Surgeons (90 miles/90 minutes)

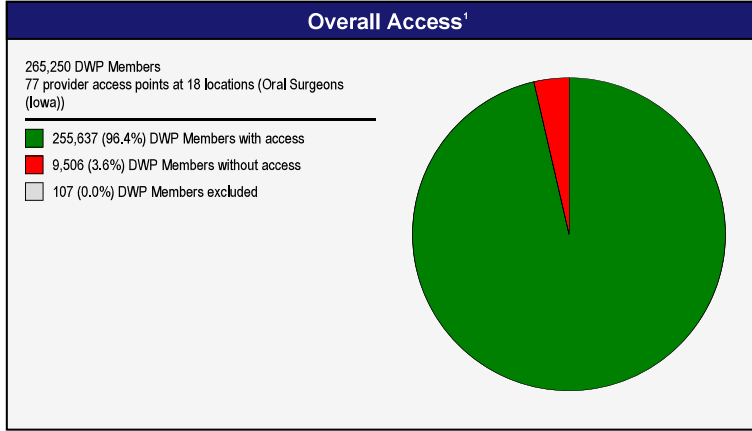
July 3, 2023

Access Analysis  
 Oral Surgeons (90 miles/90 minutes)  
 DWP Member / Provider Access Points  
 Groups  
 DWP Members (Iowa)  
 Oral Surgeons (Iowa)

Comparison Graph  
 Percent of dwp members with access to a choice of provider access points over miles

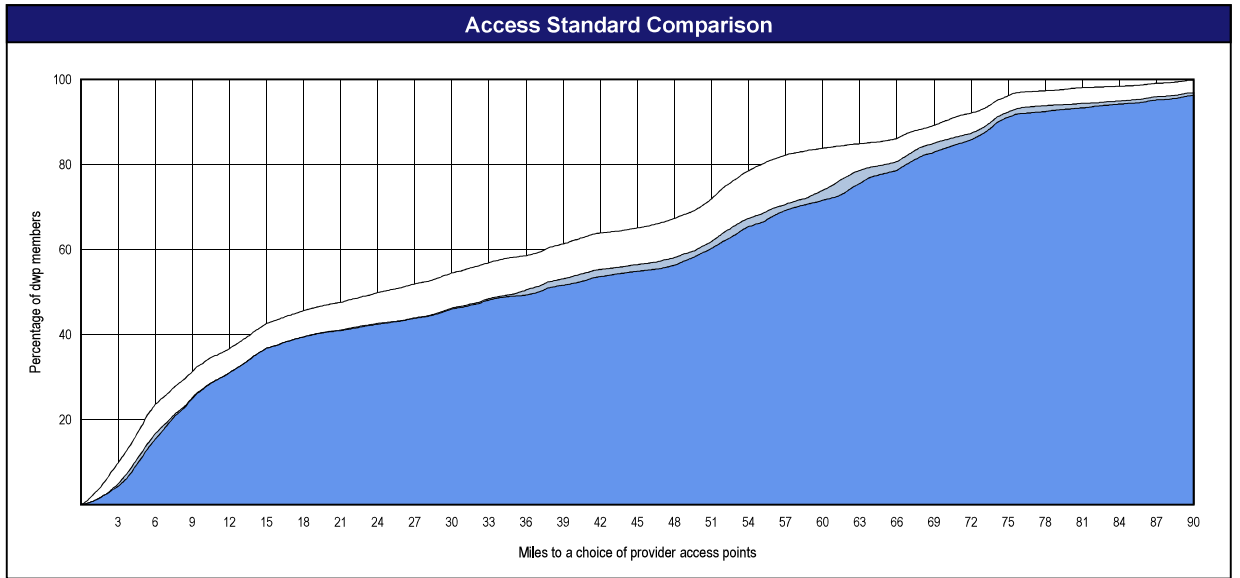
- 1st closest
- 2nd closest
- 3rd closest

<sup>1</sup> The Access Standard is defined as (DWP Members (Iowa)) dwp members accessing:  
 1 (Oral Surgeons (Iowa)) provider access points in 90 miles and 90 minutes



### Distances/Times

	Average
Distance/Time to 1st closest provider access points	30.8 miles 37.5 mins
Distance/Time to 2nd closest provider access points	37.1 miles 44.2 mins
Distance/Time to 3rd closest provider access points	38.3 miles 45.6 mins



## Access Overview - Endodontists (90 miles/90 minutes)

July 3, 2023

**Access Analysis**

Endodontists (90 miles/90 minutes)

DWP Member / Provider Access Points Groups

DWP Members (Iowa)

Endodontists (Iowa)


**Comparison Graph**

Percent of dwp members with access to a choice of provider access points over miles

- 1st closest
- 2nd closest
- 3rd closest

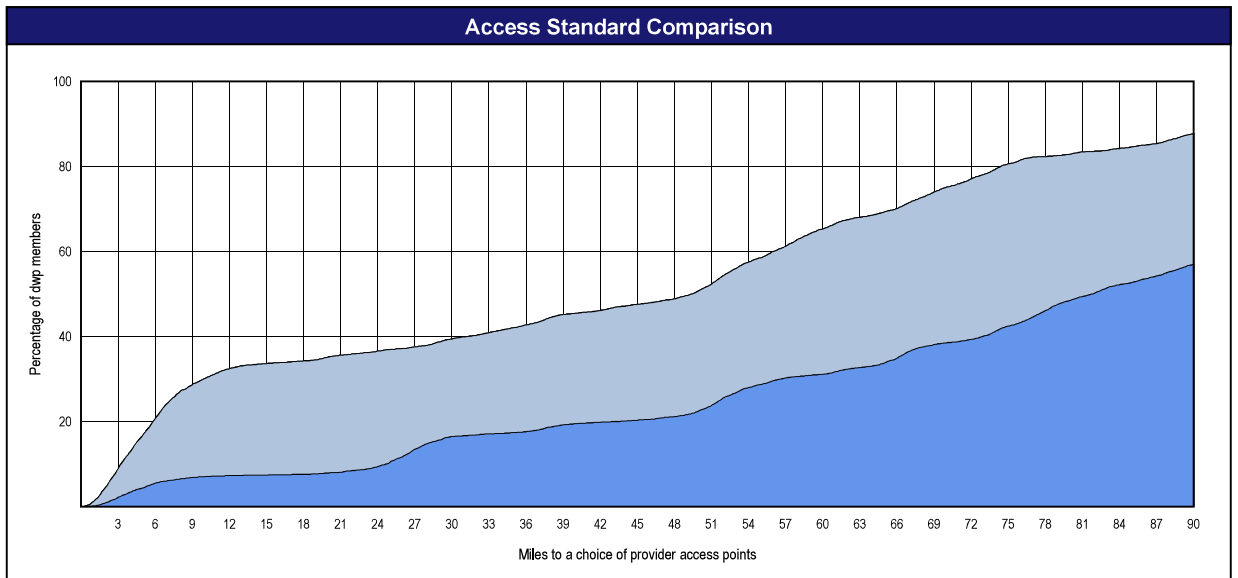
<sup>1</sup> The Access Standard is defined as (DWP Members (Iowa)) dwp members accessing:

1 (Endodontists (Iowa)) provider access points in 90 miles and 90 minutes



### Distances/Times

	Average
Distance/Time to 1st closest provider access points	45.5 miles 63.8 mins
Distance/Time to 2nd closest provider access points	45.5 miles 63.8 mins
Distance/Time to 3rd closest provider access points	77.1 miles 108.1 mins



## Access Overview - Prosthodontists (90 miles/90 minutes)


July 3, 2023

Access Analysis  
 Prosthodontists (90 miles/90 minutes)  
 DWP Member / Provider Access Points  
 Groups  
 DWP Members (Iowa)  
 Prosthodontists (Iowa)

Comparison Graph  
 Percent of dwp members with access to a choice of provider access points over miles

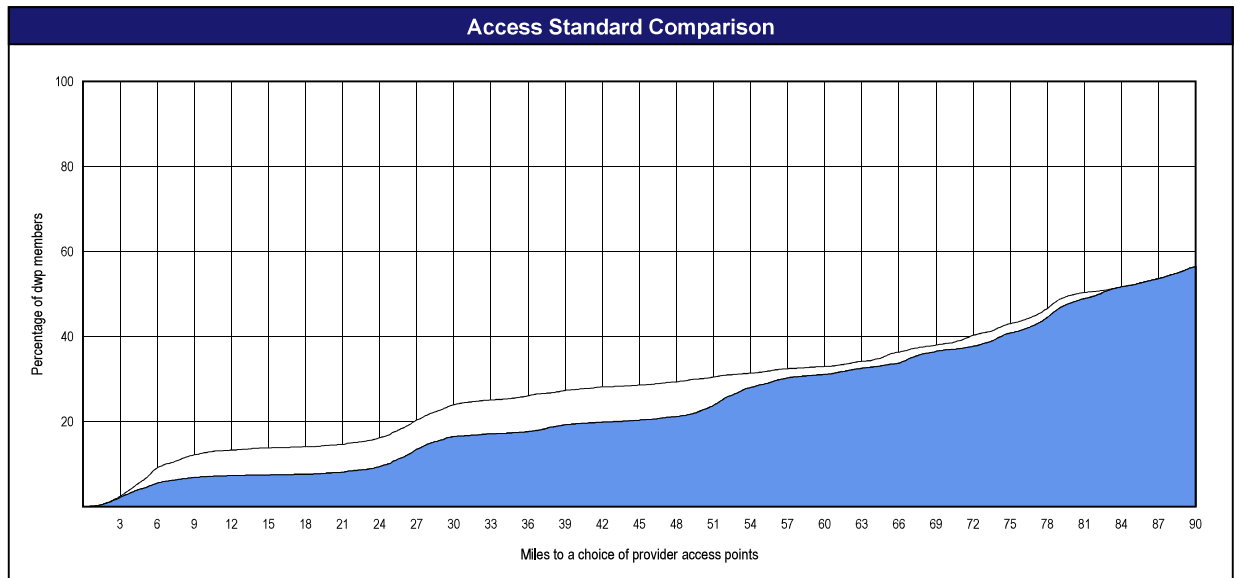
- 1st closest
- 2nd closest
- 3rd closest

<sup>1</sup> The Access Standard is defined as (DWP Members (Iowa)) dwp members accessing:  
 1 (Prosthodontists (Iowa)) provider access points in 90 miles and 90 minutes



### Distances/Times

	Average
Distance/Time to 1st closest provider access points	74.7 miles 111.9 mins
Distance/Time to 2nd closest provider access points	78.7 miles 119.1 mins
Distance/Time to 3rd closest provider access points	78.7 miles 119.1 mins



## Access Overview - Periodontists (90 miles/90 minutes)


July 3, 2023

Access Analysis  
 Periodontists (90 miles/90 minutes)  
 DWP Member / Provider Access Points  
 Groups  
 DWP Members (Iowa)  
 Periodontists (Iowa)

Comparison Graph  
 Percent of dwp members with access to a choice of provider access points over miles

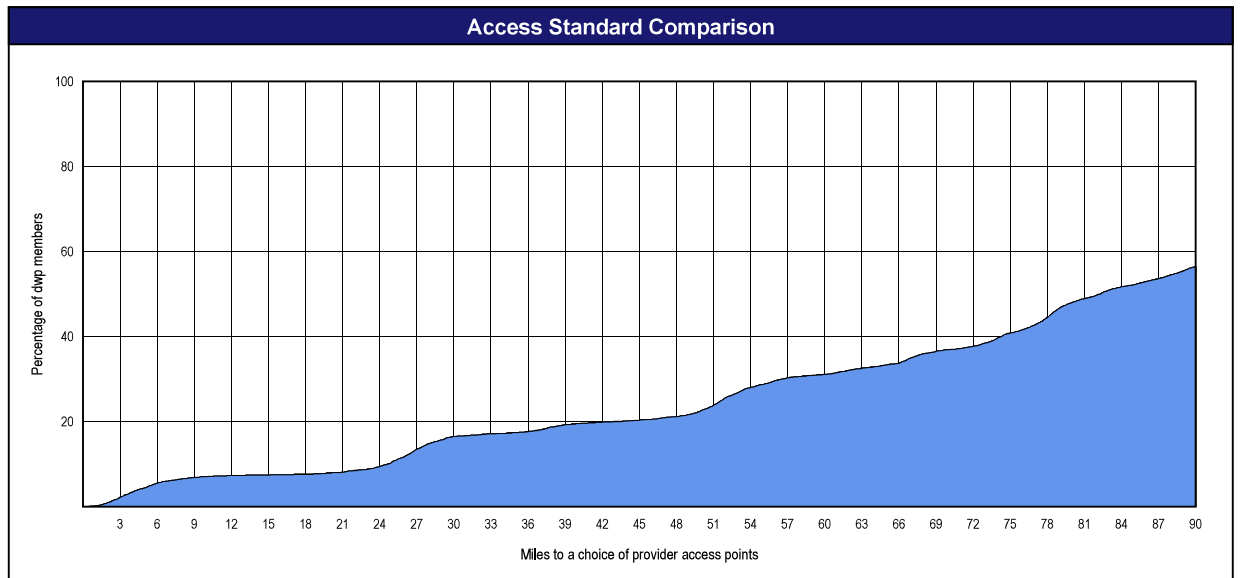
- 1st closest
- 2nd closest
- 3rd closest

<sup>1</sup> The Access Standard is defined as (DWP Members (Iowa)) dwp members accessing:  
 1 (Periodontists (Iowa)) provider access points in 90 miles and 90 minutes



### Distances/Times


	Average
Distance/Time to 1st closest provider access points	78.7 miles 119.1 mins
Distance/Time to 2nd closest provider access points	78.7 miles 119.1 mins
Distance/Time to 3rd closest provider access points	78.7 miles 119.1 mins



## Access Overview - Pedodontists (90 miles/90 minutes)

July 3, 2023

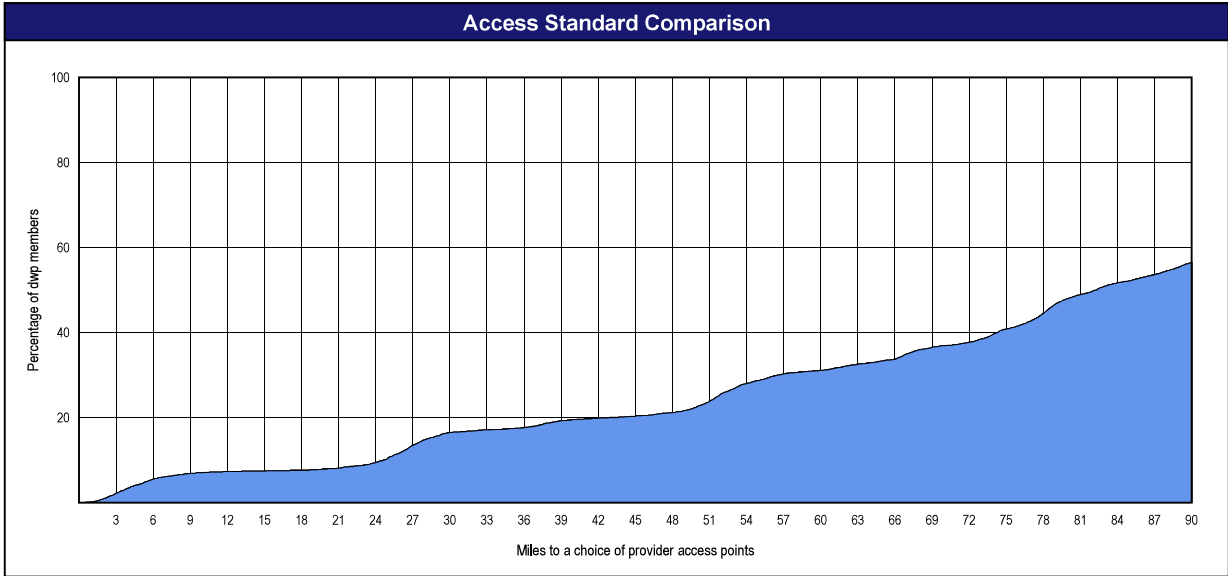
- Access Analysis
  - Periodontists (90 miles/90 minutes)
- DWP Member / Provider Access Points Groups
  - DWP Members (Iowa)
  - Periodontists (Iowa)
- Comparison Graph
  - Percent of dwp members with access to a choice of provider access points over miles
  - 1st closest
  - 2nd closest
  - 3rd closest



### Distances/Times

	Average
Distance/Time to 1st closest provider access points	78.7 miles 119.1 mins
Distance/Time to 2nd closest provider access points	78.7 miles 119.1 mins
Distance/Time to 3rd closest provider access points	78.7 miles 119.1 mins

<sup>1</sup> The Access Standard is defined as (DWP Members (Iowa)) dwp members accessing:  
1 (Periodontists (Iowa)) provider access points in 90 miles and 90 minutes



# All Dentists Access Map

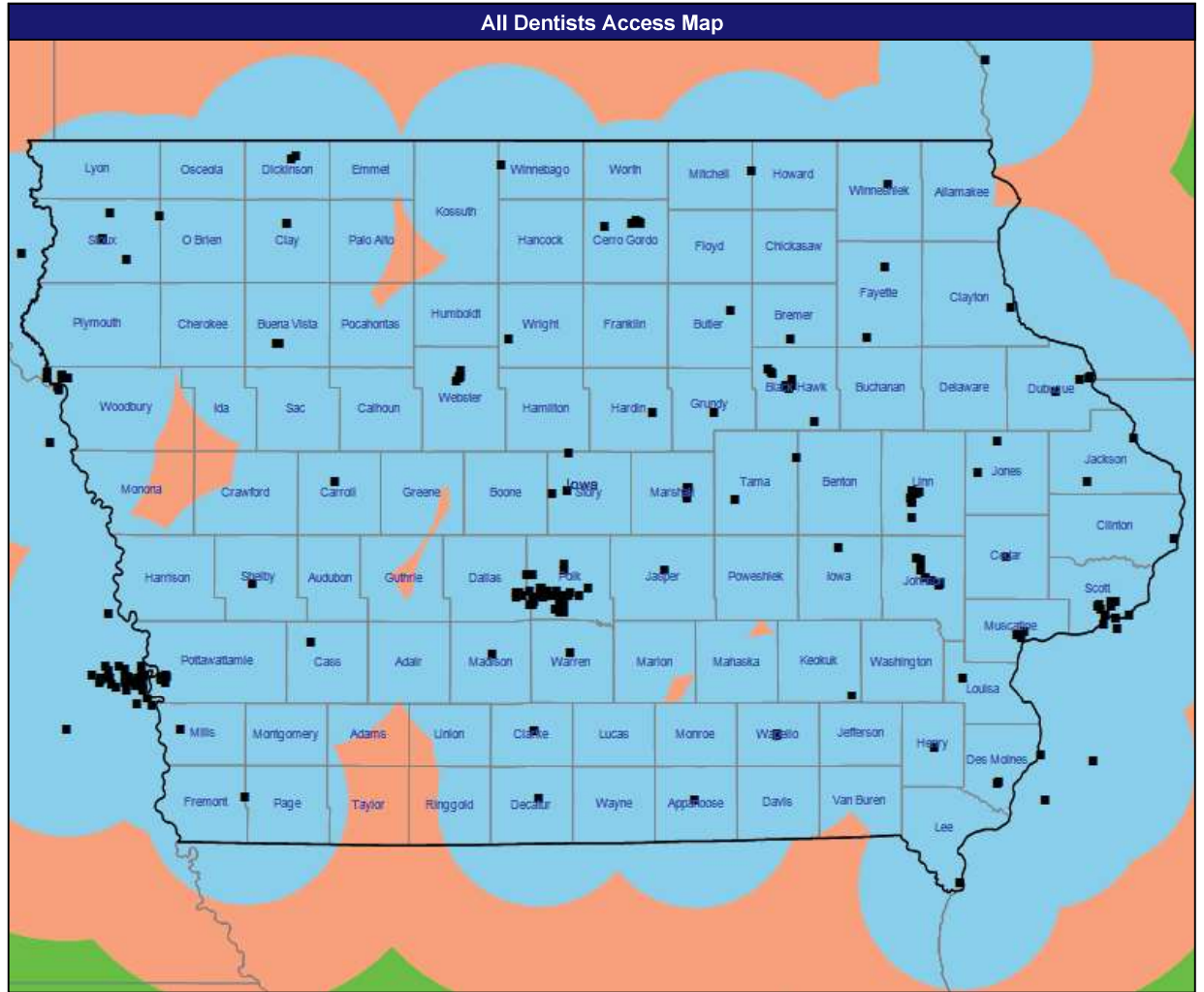
July 3, 2023

All Dentists

Total Providers: 1,105

- All provider access points
- 30 mile radius
- 60 mile radius
- 90 mile radius

41.42 miles



© 2023 Quest Analytics, LLC.

# General Dentists Access Map

July 3, 2023

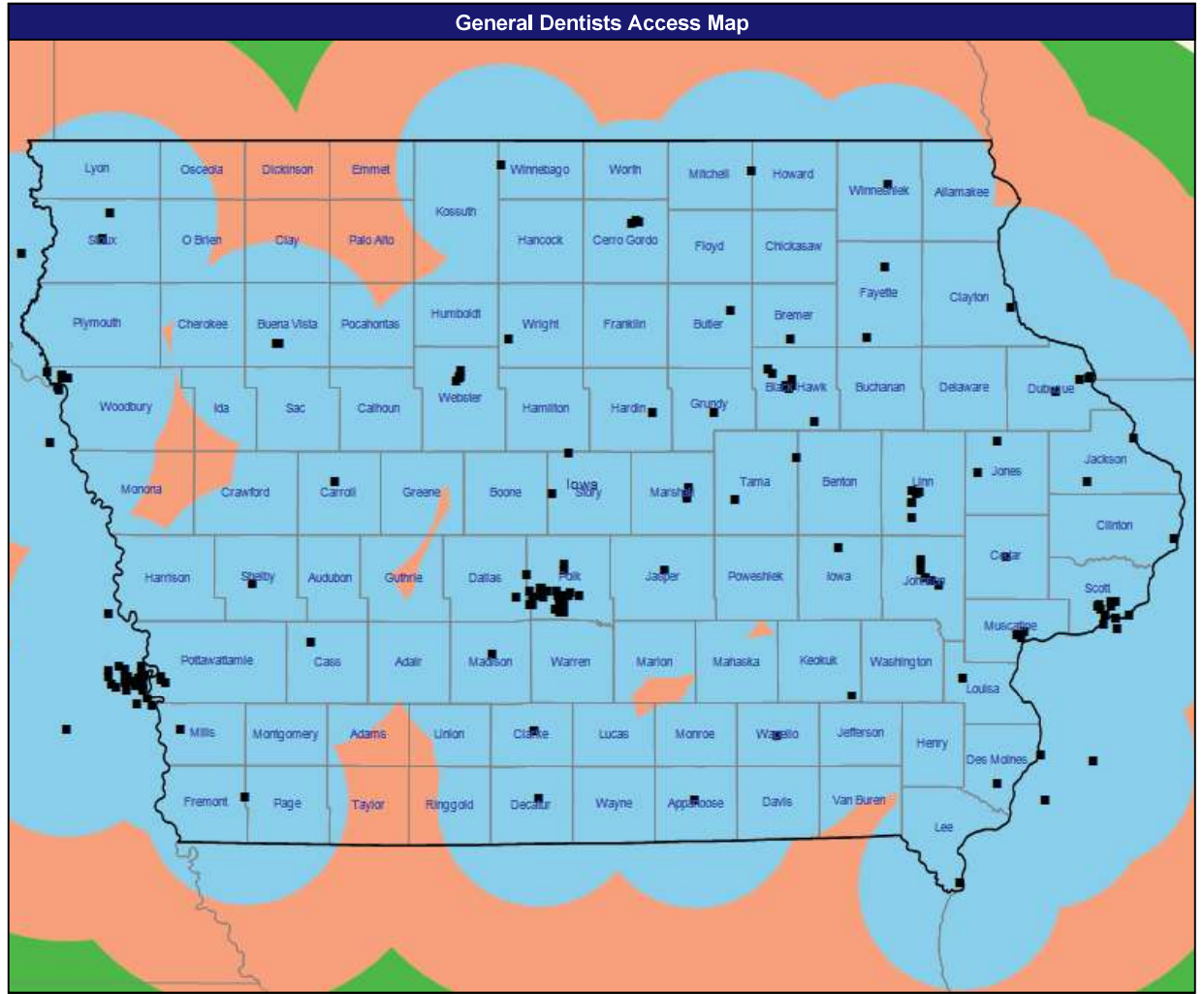
---

General Dentists  
Total Providers: 747

- All provider access points
- 30 mile radius
- 60 mile radius
- 90 mile radius

---

41.42 miles



© 2023 Quest Analytics, LLC.



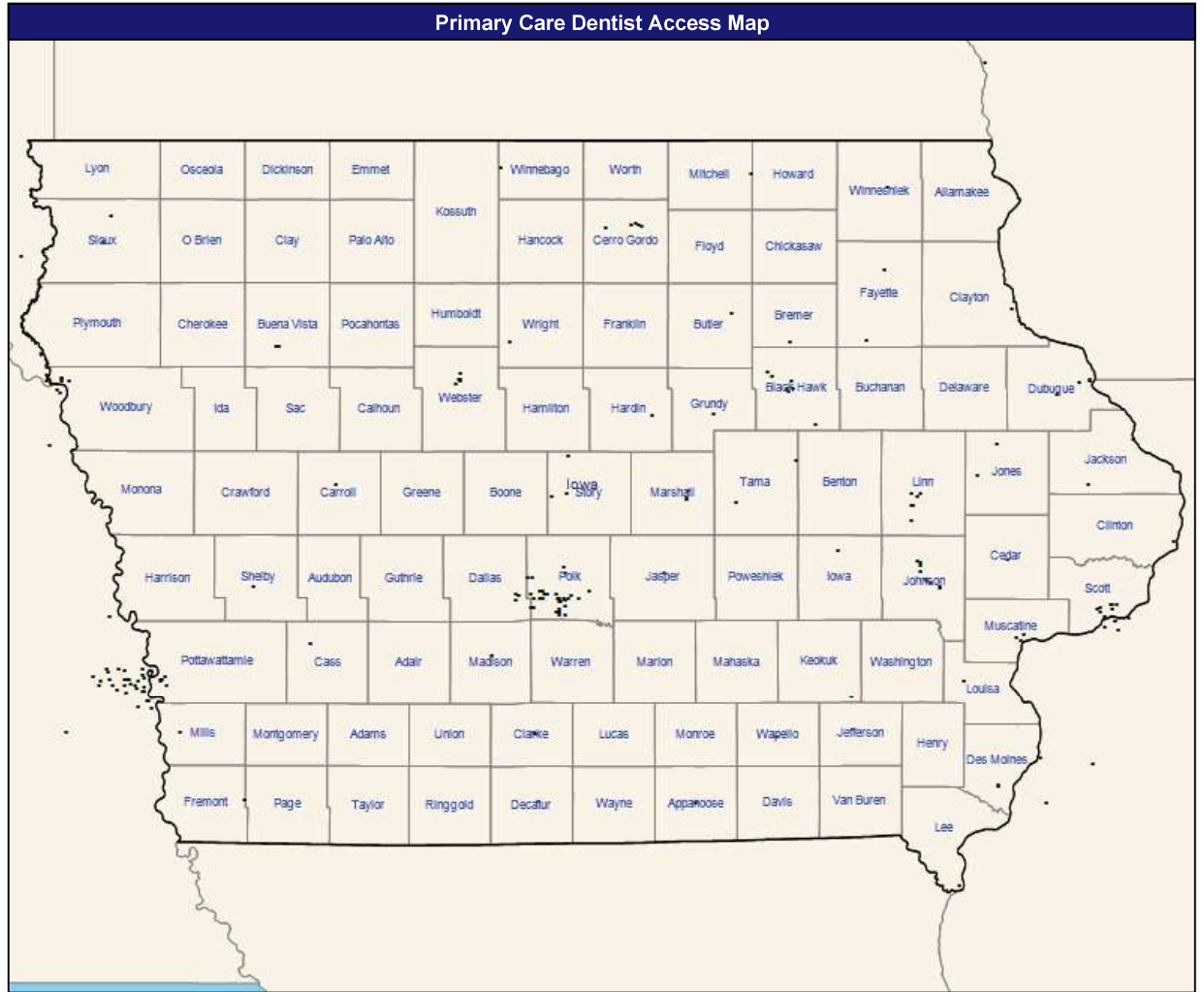
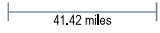
# Primary Care Dentist Access Map

July 3, 2023

Primary Care Dentist

Total Providers: 899

■ All provider access points



© 2023 Quest Analytics, LLC.

# Endodontists Access Map

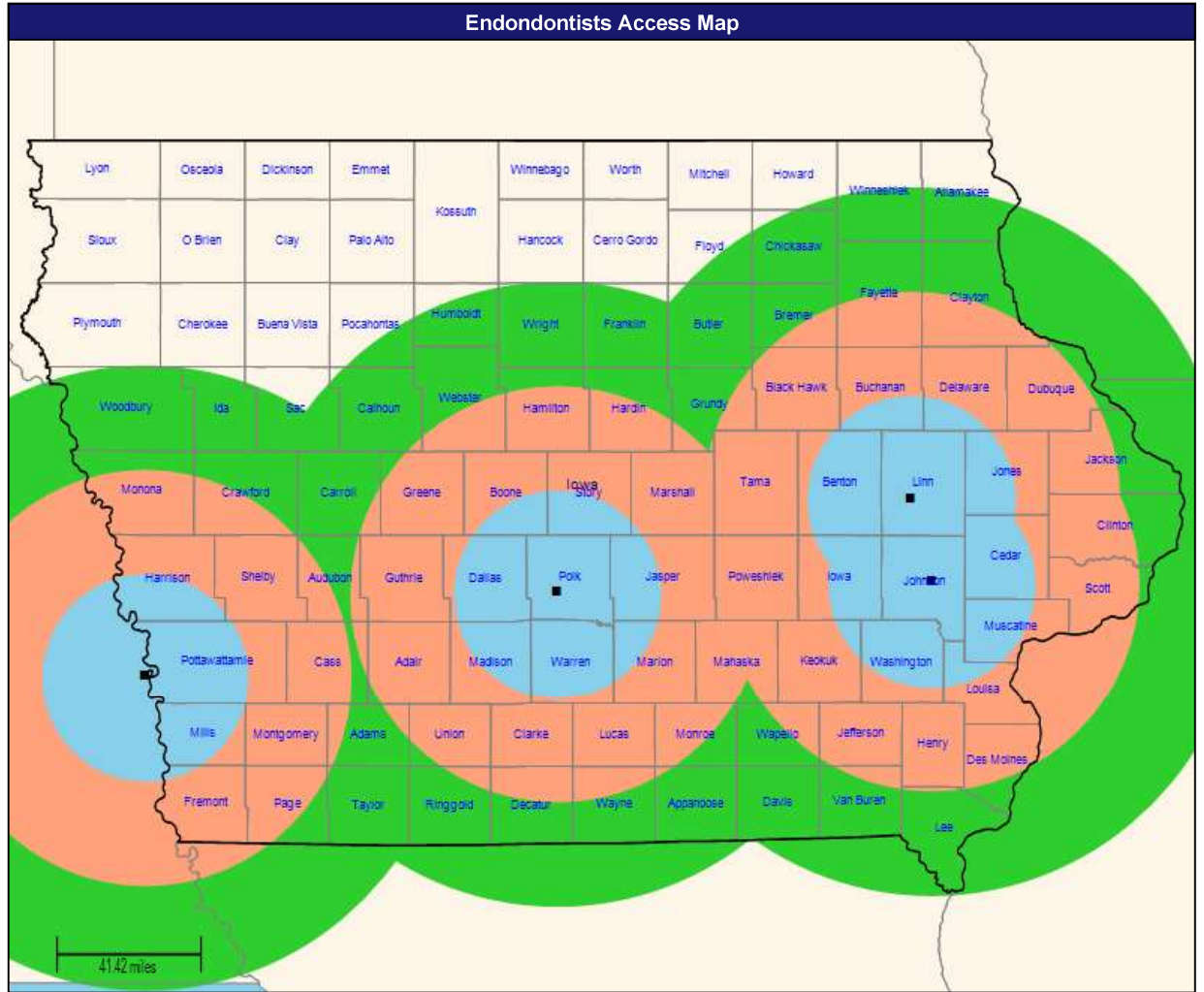
July 3, 2023

Endodontists

Total Providers: 14

- All provider access points
- 30 mile radius
- 60 mile radius
- 90 mile radius

41.42 miles



© 2023 Quest Analytics, LLC.

# Oral Surgeons Access Map

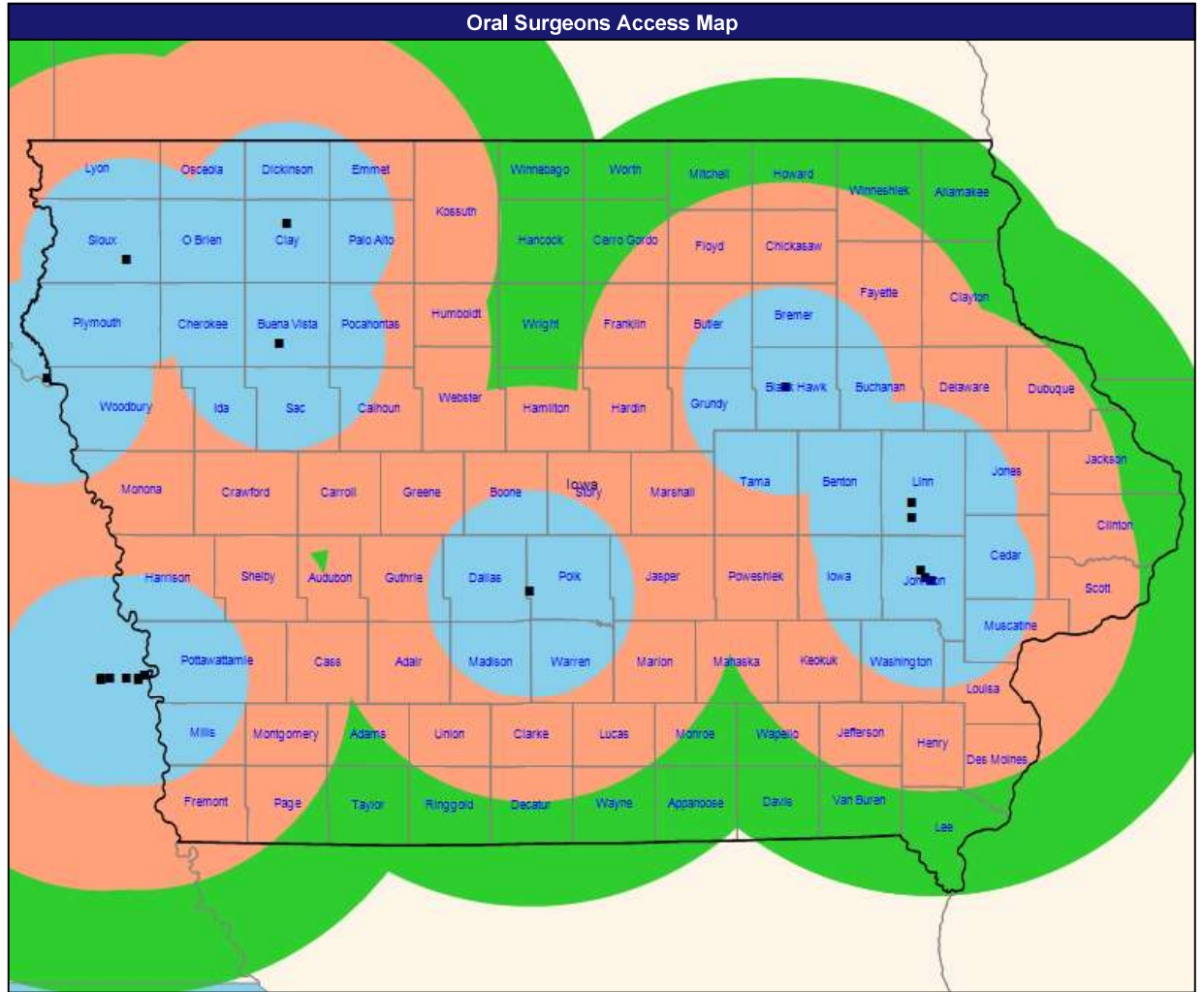
July 3, 2023

Oral Surgeons

Total Providers: 82

- All provider access points
- 30 mile radius
- 60 mile radius
- 90 mile radius

41.42 miles



© 2023 Quest Analytics, LLC.

# Orthodontists Access Map

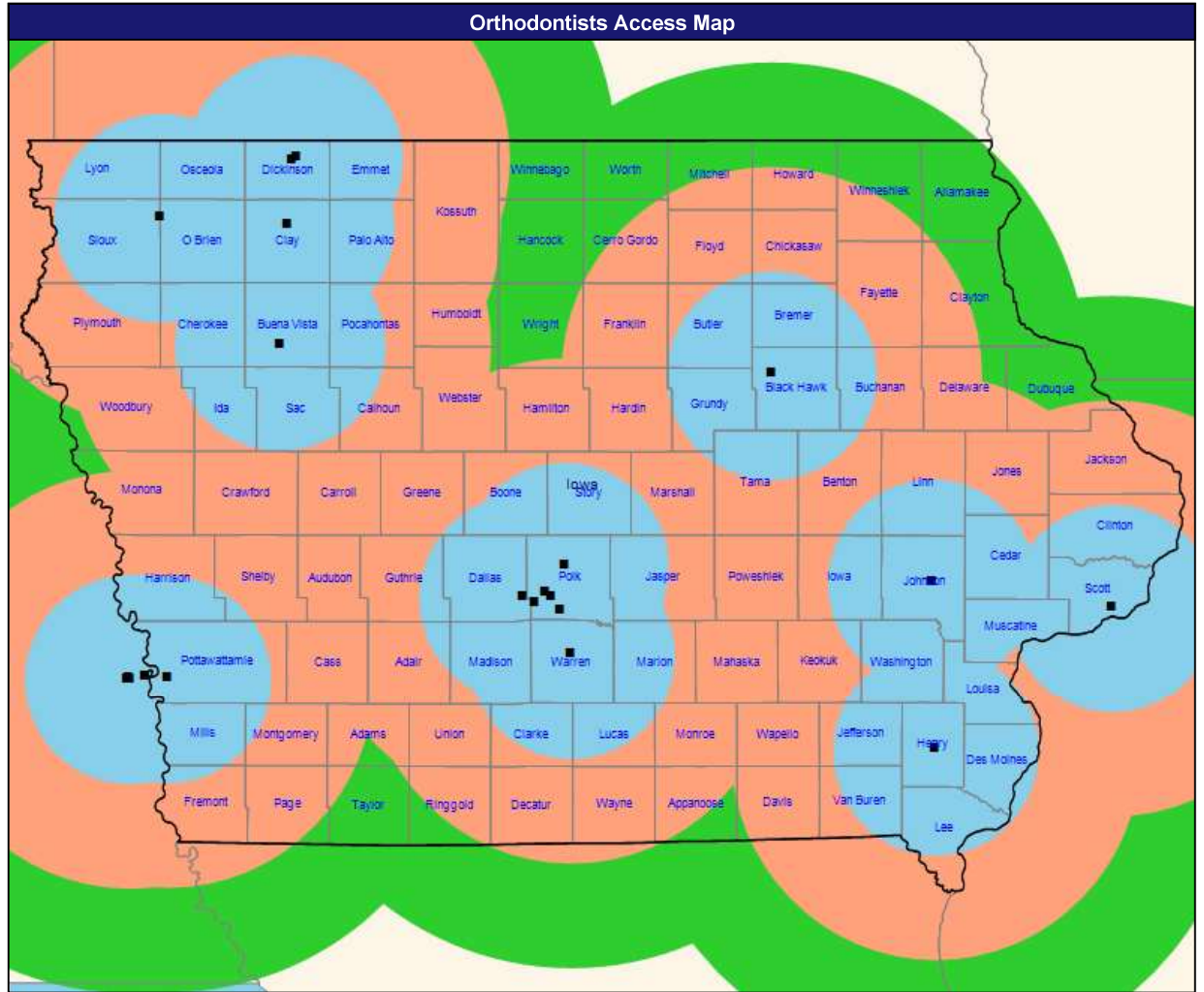
July 3, 2023

Orthodontists

Total Providers: 45

- All provider access points
- 30 mile radius
- 60 mile radius
- 90 mile radius

41.42 miles



© 2023 Quest Analytics, LLC.

# Periodontists Access Map

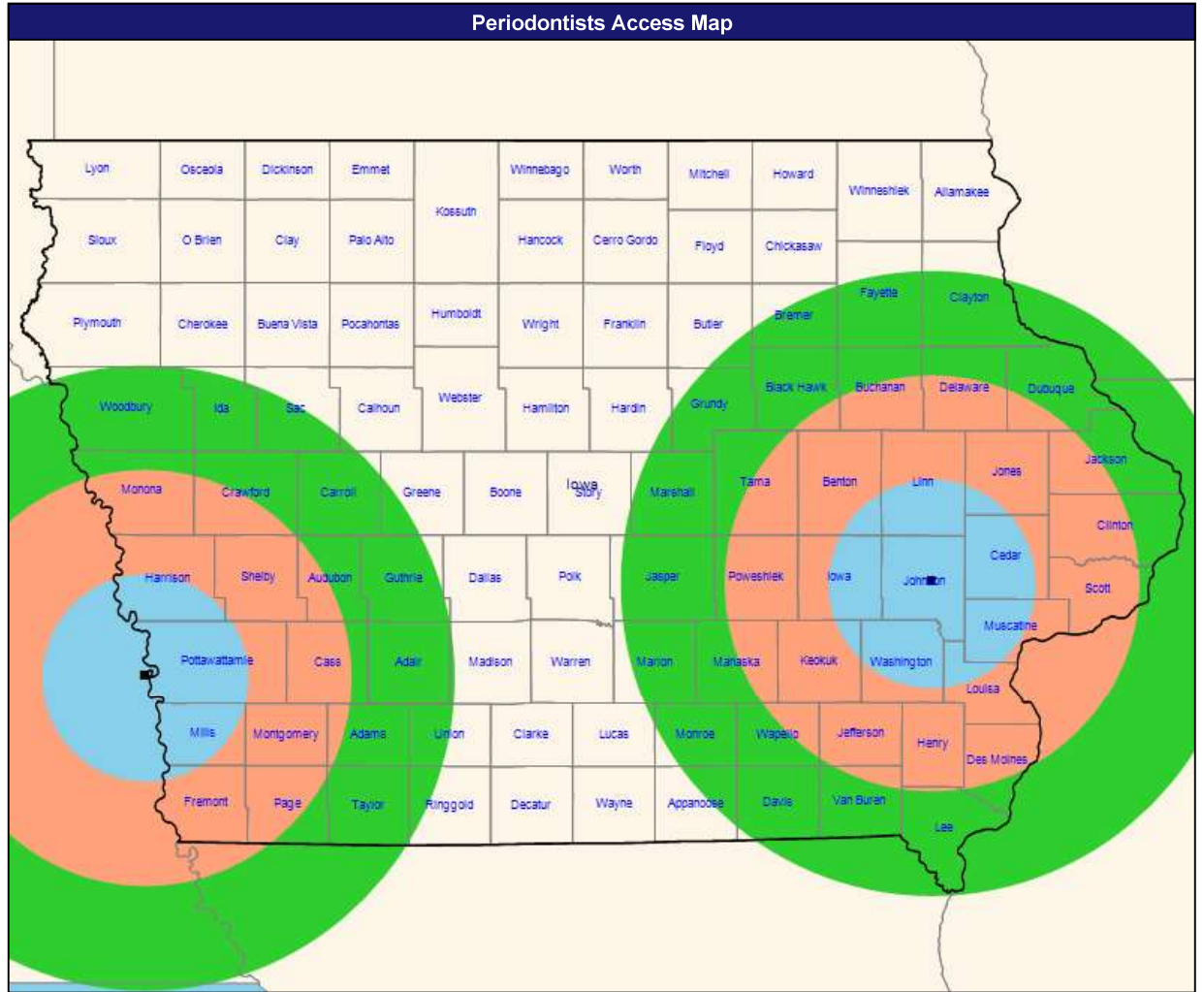
July 3, 2023

Periodontists

Total Providers: 16

- All provider access points
- 30 mile radius
- 60 mile radius
- 90 mile radius

41.42 miles



© 2023 Quest Analytics, LLC.

# Prosthodontists Access Map

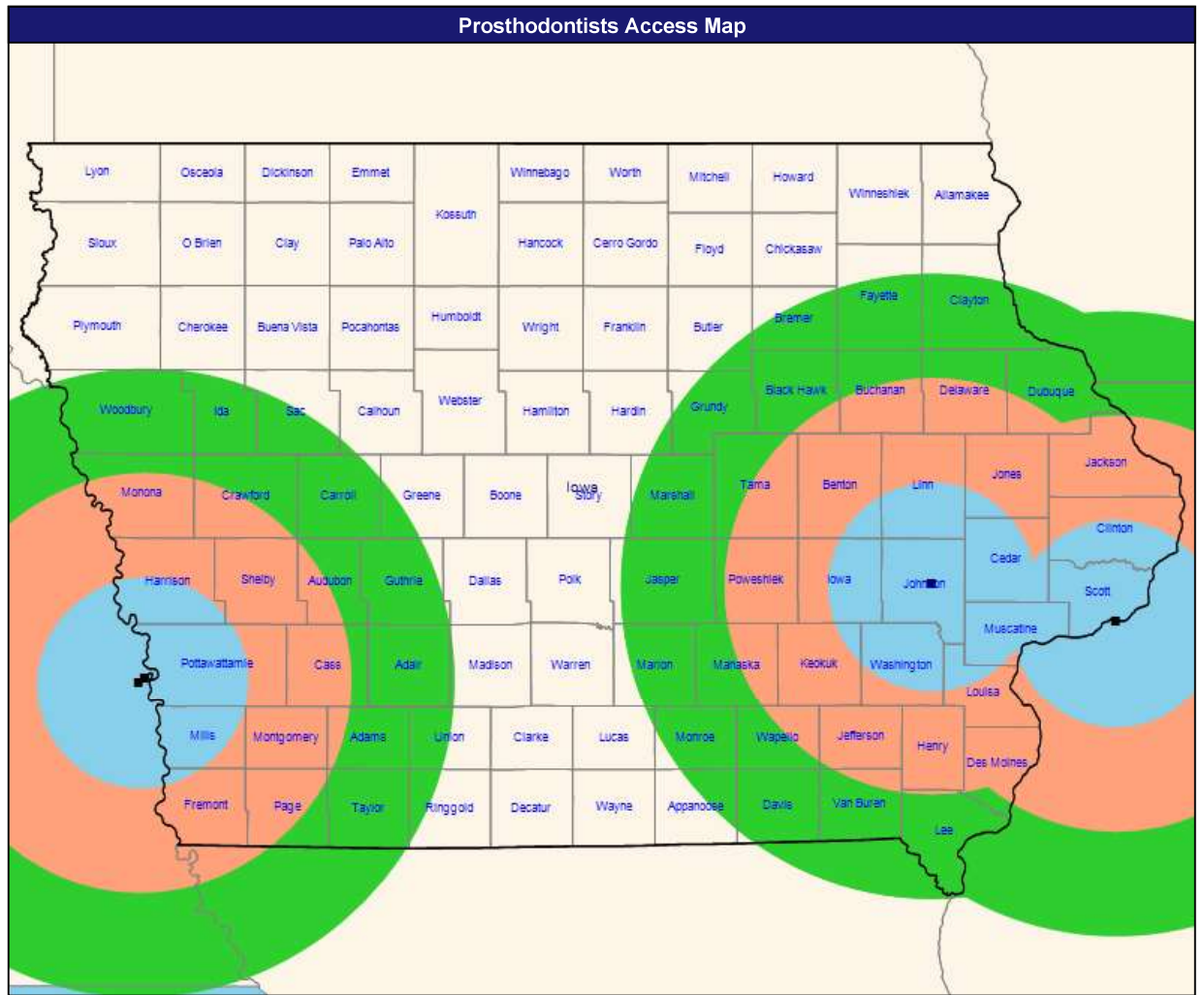
July 3, 2023

Prosthodontists

Total Providers: 23

- All provider access points
- 30 mile radius
- 60 mile radius
- 90 mile radius

41.42 miles



© 2023 Quest Analytics, LLC.

# Prosthodontists Access Map

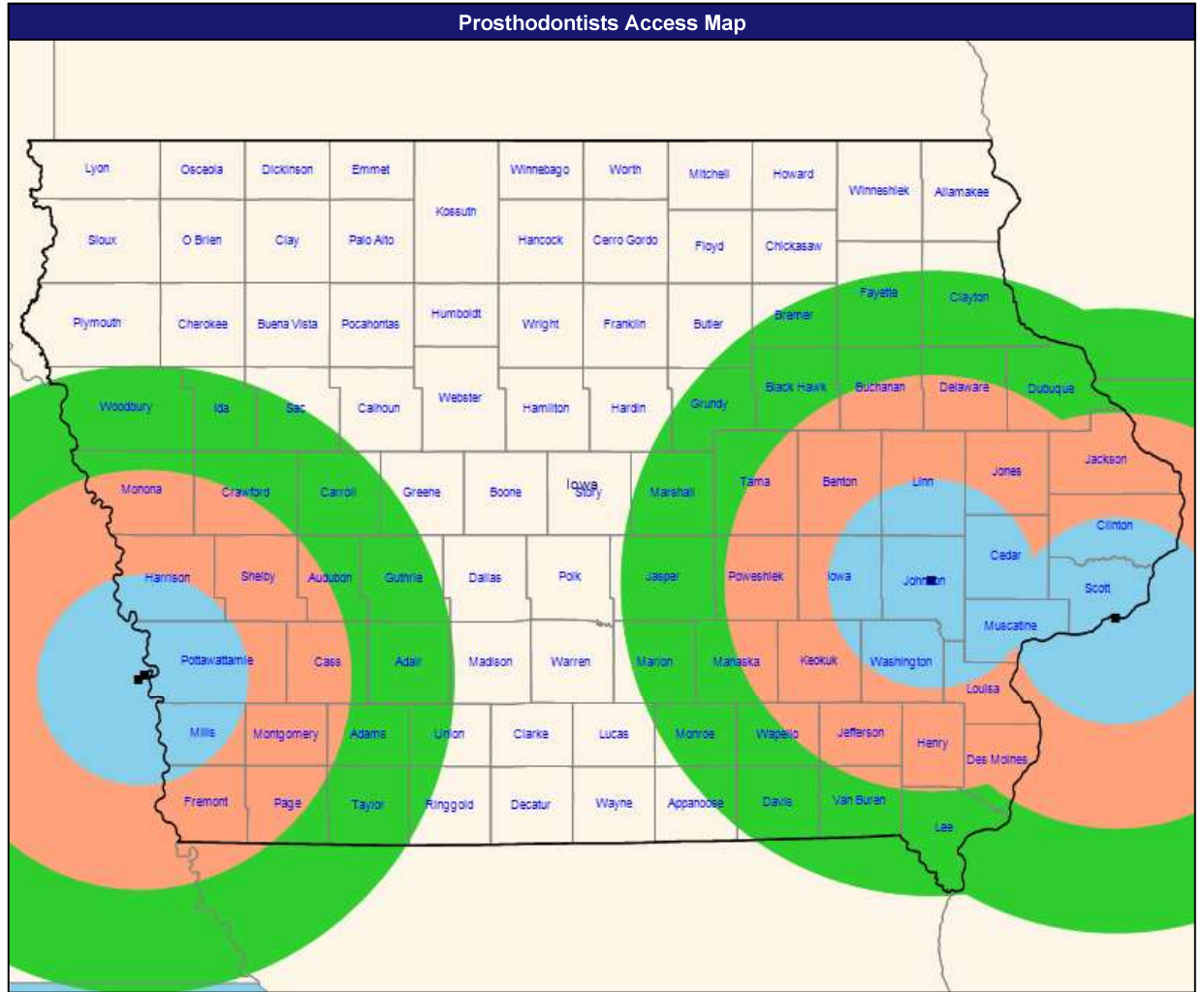
July 3, 2023

Prosthodontists

Total Providers: 23

- All provider access points
- 30 mile radius
- 60 mile radius
- 90 mile radius

41.42 miles



© 2023 Quest Analytics, LLC.

## Access Summary By County

July 3, 2023

Access Analysis

All Access

DWP Member Group

DWP Members (Iowa)

Provider Group

General Dentists (Iowa)

Primary Care Dentist (Iowa)

Endodontists (Iowa)

Oral Surgeons (Iowa)

Orthodontists (Iowa)

Periodontists (Iowa)

Prosthodontists (Iowa)

<sup>1</sup> Provider counts represent:  
 #: Provider access points  
 P: Unique providers  
 L: Unique provider locations

\*\* These records have been excluded from the analysis because of invalid zip codes.

All DWP Members													
DWP Member		Provider		With Access		Without Access		Counts <sup>1</sup>			Average Distance		
Group	#	Group	Standard	#	%	#	%	#	P	L	1	2	3
DWP Members	265,143	General Dentists	1 in 30 miles and 30 m...	249,191	94.0	15,952	6.0	710	710	172	7.5	9.0	10.1
		General Dentists	1 in 60 miles and 60 m...	264,986	99.9	157	0.1	710	710	172	7.5	9.0	10.1
		General Dentists	1 in 90 miles and 90 m...	265,143	100.0	0	0.0	710	710	172	7.5	9.0	10.1
		Primary Care Dentist	1 in 90 miles and 90 m...	265,143	100.0	0	0.0	860	860	192	7.4	8.7	9.9
		Endodontists	1 in 30 miles and 30 m...	95,499	36.0	169,644	64.0	14	14	4	45.5	45.5	77.1
		Endodontists	1 in 60 miles and 60 m...	125,069	47.2	140,074	52.8	14	14	4	45.5	45.5	77.1
		Endodontists	1 in 90 miles and 90 m...	182,246	68.7	82,897	31.3	14	14	4	45.5	45.5	77.1
		Oral Surgeons	1 in 30 miles and 30 m...	134,671	50.8	130,472	49.2	77	77	18	30.8	37.1	38.3
		Oral Surgeons	1 in 60 miles and 60 m...	187,410	70.7	77,733	29.3	77	77	18	30.8	37.1	38.3
		Oral Surgeons	1 in 90 miles and 90 m...	255,637	96.4	9,506	3.6	77	77	18	30.8	37.1	38.3
		Orthodontists	1 in 30 miles and 30 m...	132,857	50.1	132,286	49.9	44	44	22	26.3	39.5	40.7
		Orthodontists	1 in 60 miles and 60 m...	225,131	84.9	40,012	15.1	44	44	22	26.3	39.5	40.7
		Orthodontists	1 in 90 miles and 90 m...	264,805	99.9	338	0.1	44	44	22	26.3	39.5	40.7
		Periodontists	1 in 30 miles and 30 m...	21,860	8.2	243,283	91.8	16	16	2	78.7	78.7	78.7
		Periodontists	1 in 60 miles and 60 m...	52,726	19.9	212,417	80.1	16	16	2	78.7	78.7	78.7
		Periodontists	1 in 90 miles and 90 m...	82,709	31.2	182,434	68.8	16	16	2	78.7	78.7	78.7
		Prosthodontists	1 in 30 miles and 30 m...	39,814	15.0	225,329	85.0	23	23	5	74.7	78.7	78.7
		Prosthodontists	1 in 60 miles and 60 m...	75,327	28.4	189,816	71.6	23	23	5	74.7	78.7	78.7
		Prosthodontists	1 in 90 miles and 90 m...	96,735	36.5	168,408	63.5	23	23	5	74.7	78.7	78.7

Key Geographic Areas												
County	DWP Member		Provider		With Access		Without Access		Average Distance			
	Group	#	Group	Standard	#	%	#	%	1	2	3	
Polk, IA	DWP Members	46,567	General Dentists	1 in 30 miles and 30 mins	46,567	100.0	0	0.0	1.6	2.0	2.4	
			General Dentists	1 in 60 miles and 60 mins	46,567	100.0	0	0.0	1.6	2.0	2.4	
			General Dentists	1 in 90 miles and 90 mins	46,567	100.0	0	0.0	1.6	2.0	2.4	
			Primary Care Dentist	1 in 90 miles and 90 mins	46,567	100.0	0	0.0	1.5	1.7	2.1	
			Endodontists	1 in 30 miles and 30 mins	46,541	99.9	26	0.1	5.7	5.7	107.7	
			Endodontists	1 in 60 miles and 60 mins	46,567	100.0	0	0.0	5.7	5.7	107.7	
			Endodontists	1 in 90 miles and 90 mins	46,567	100.0	0	0.0	5.7	5.7	107.7	
			Oral Surgeons	1 in 30 miles and 30 mins	46,477	99.8	90	0.2	10.7	10.7	10.7	
			Oral Surgeons	1 in 60 miles and 60 mins	46,567	100.0	0	0.0	10.7	10.7	10.7	
			Oral Surgeons	1 in 90 miles and 90 mins	46,567	100.0	0	0.0	10.7	10.7	10.7	
			Orthodontists	1 in 30 miles and 30 mins	46,567	100.0	0	0.0	3.9	4.4	4.6	
			Orthodontists	1 in 60 miles and 60 mins	46,567	100.0	0	0.0	3.9	4.4	4.6	
			Orthodontists	1 in 90 miles and 90 mins	46,567	100.0	0	0.0	3.9	4.4	4.6	
			Periodontists	1 in 30 miles and 30 mins	0	0.0	46,567	100.0	110.0	110.0	110.0	
			Periodontists	1 in 60 miles and 60 mins	0	0.0	46,567	100.0	110.0	110.0	110.0	
Periodontists	1 in 90 miles and 90 mins	0	0.0	46,567	100.0	110.0	110.0	110.0				