



Network Access Analysis

Iowa Dental Wellness Plan
MCNA Dental

November 8, 2022

Contents

Report Contents

Access Overview - All Dentists (30 miles/30 minutes)	4
Access Overview - General Dentists (30 miles/30 minutes)	5
Access Overview - Orthodontists (30 miles/30 minutes)	6
Access Overview - Oral Surgeons (30 miles/30 minutes)	7
Access Overview - Periodontists (30 miles/30 minutes)	8
Access Overview - Endodontists (30 miles/30 minutes)	9
Access Overview - Prosthodontists (30 miles/30 minutes)	10
Access Overview - Pedodontists (30 miles/30 minutes)	11
Access Overview - All Dentists (60 miles/60 minutes)	12
Access Overview - General Dentists (60 miles/60 minutes)	13
Access Overview - Orthodontists (60 miles/60 minutes)	14
Access Overview - Oral Surgeons (60 miles/60 minutes)	15
Access Overview - Endodontists (60 miles/60 minutes)	16
Access Overview - Prosthodontists (60 miles/60 minutes)	17
Access Overview - Periodontists (60 miles/60 minutes)	18
Access Overview - Pedontists (60 miles/60 minutes)	19
Access Overview - All Dentists (90 miles/90 minutes)	20
Access Overview - General Dentists (90 miles/90 minutes)	21
Access Overview - Orthodontists (90 miles/90 minutes)	22
Access Overview - Oral Surgeons (90 miles/90 minutes)	23
Access Overview - Endodontists (90 miles/90 minutes)	24
Access Overview - Prosthodontists (90 miles/90 minutes)	25
Access Overview - Periodontists (90 miles/90 minutes)	26
Access Overview - Pedodontists (90 miles/90 minutes)	27

Contents

Report Contents

All Dentists Access Map	28
Endodontists Access Map	29
General Dentists Access Map	30
Oral Surgeons Access Map	31
Orthodontists Access Map	32
Periodontists Access Map	33
Prosthodontists Access Map	34
Prosthodontists Access Map	35
Access Summary By County	36

Access Overview - All Dentists (30 miles/30 minutes)


November 8, 2022

Access Analysis
 All Dentists (30 miles/30 minutes)
 DWP Member / Provider Access Points Groups
 DWP Members (Iowa)
 All Dentists (Iowa)

Comparison Graph
 Percent of dwp members with access to a choice of provider access points over miles

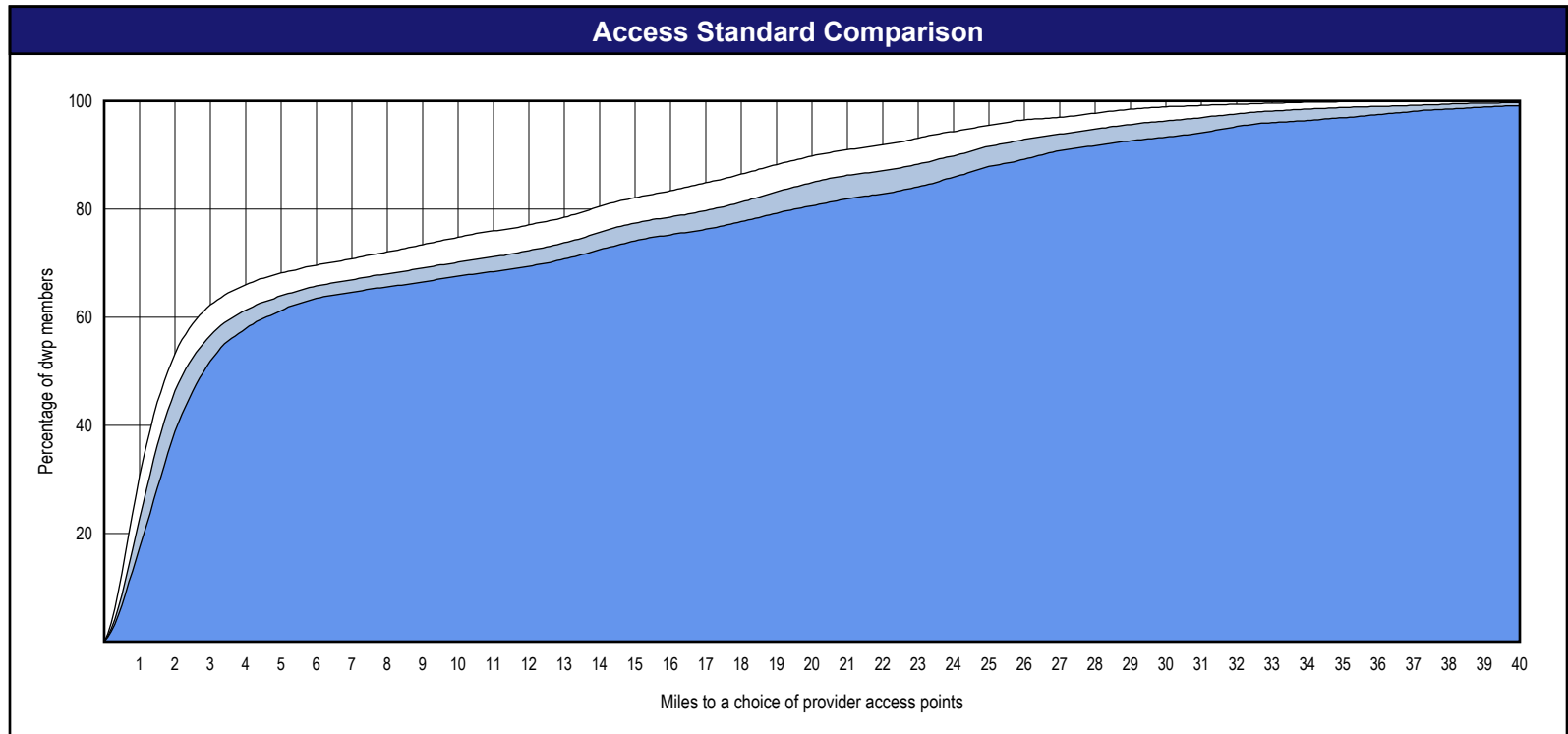
- 1st closest
- 2nd closest
- 3rd closest

¹ The Access Standard is defined as (DWP Members (Iowa)) dwp members accessing:
 1 (All Dentists (Iowa)) provider access points in 30 miles and 30 minutes



Distances/Times

	Average
Distance/Time to 1st closest provider access points	6.3 miles 7.1 mins
Distance/Time to 2nd closest provider access points	7.8 miles 8.7 mins
Distance/Time to 3rd closest provider access points	9.1 miles 10.1 mins



Access Overview - General Dentists (30 miles/30 minutes)

November 8, 2022

Access Analysis
General Dentists (30 miles/30 minutes)

DWP Member / Provider Access Points
Groups

- DWP Members (Iowa)
- General Dentists (Iowa)

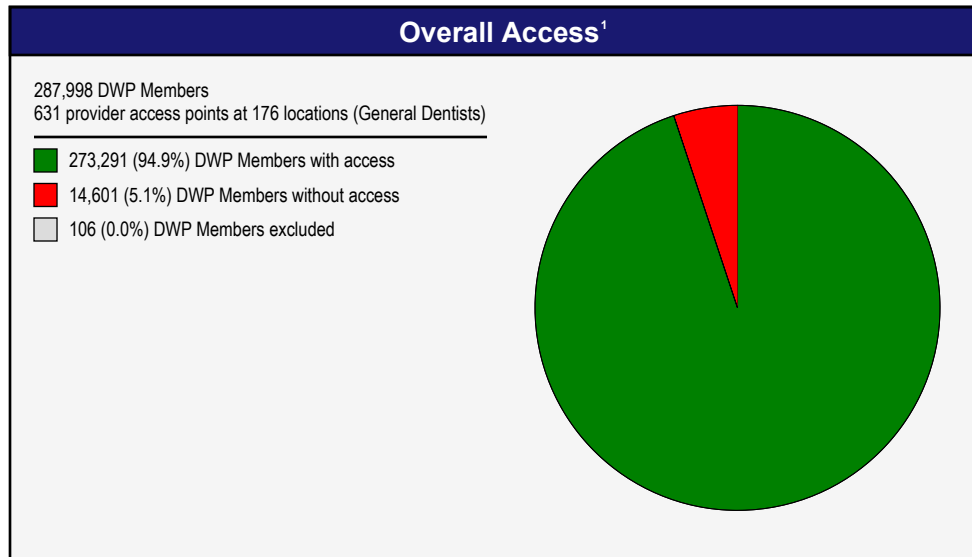
Comparison Graph

Percent of dwp members with access to a choice of provider access points over miles

- 1st closest
- 2nd closest
- 3rd closest

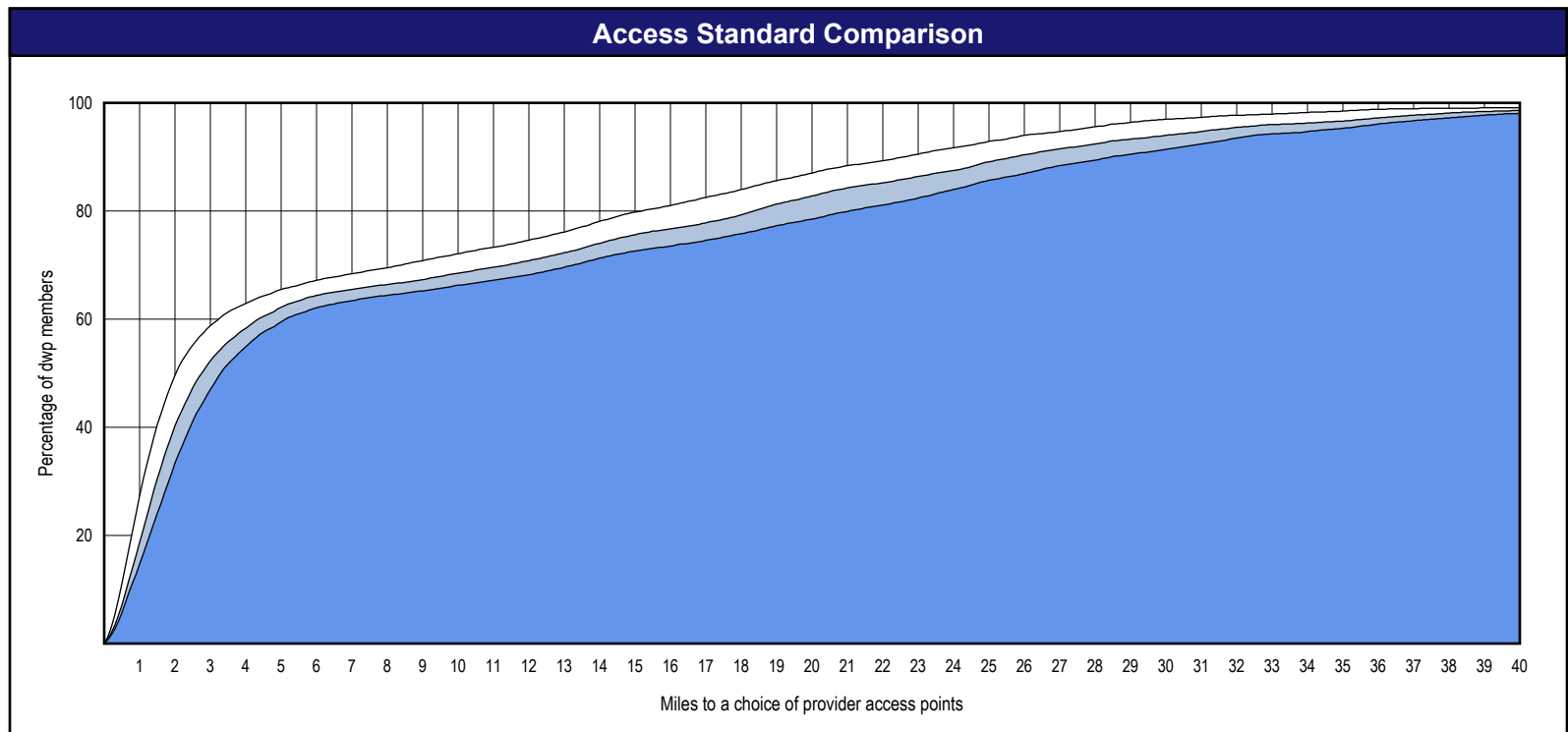
¹ The Access Standard is defined as (DWP Members (Iowa)) dwp members accessing:

1 (General Dentists (Iowa)) provider access points in 30 miles and 30 minutes



Distances/Times

	Average
Distance/Time to 1st closest provider access points	7.3 miles 8.1 mins
Distance/Time to 2nd closest provider access points	8.8 miles 9.9 mins
Distance/Time to 3rd closest provider access points	10.0 miles 11.2 mins



Access Overview - Orthodontists (30 miles/30 minutes)

November 8, 2022

Access Analysis
Orthodontists (30 miles/30 minutes)

DWP Member / Provider Access Points
Groups

- DWP Members (Iowa)
- Orthodontists (Iowa)

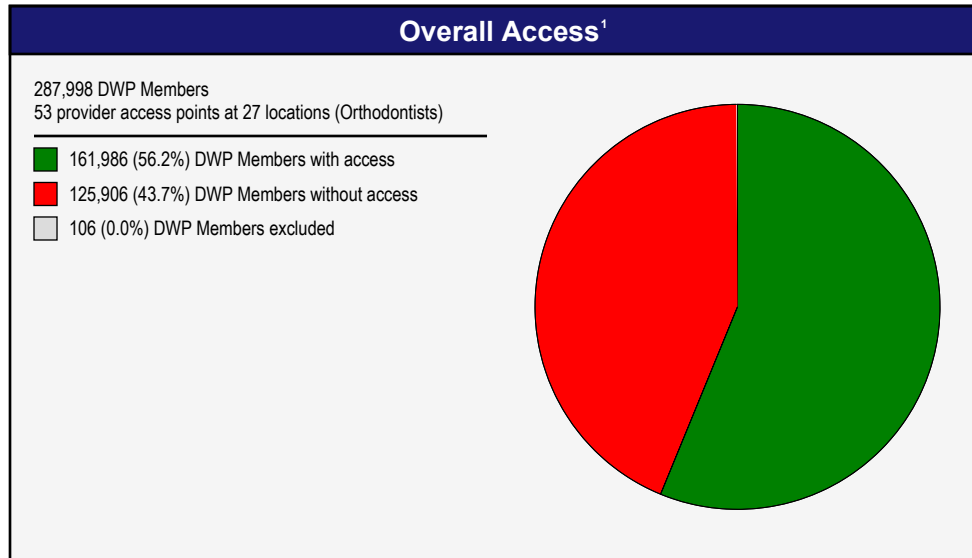
Comparison Graph

Percent of dwp members with access to a choice of provider access points over miles

- 1st closest
- 2nd closest
- 3rd closest

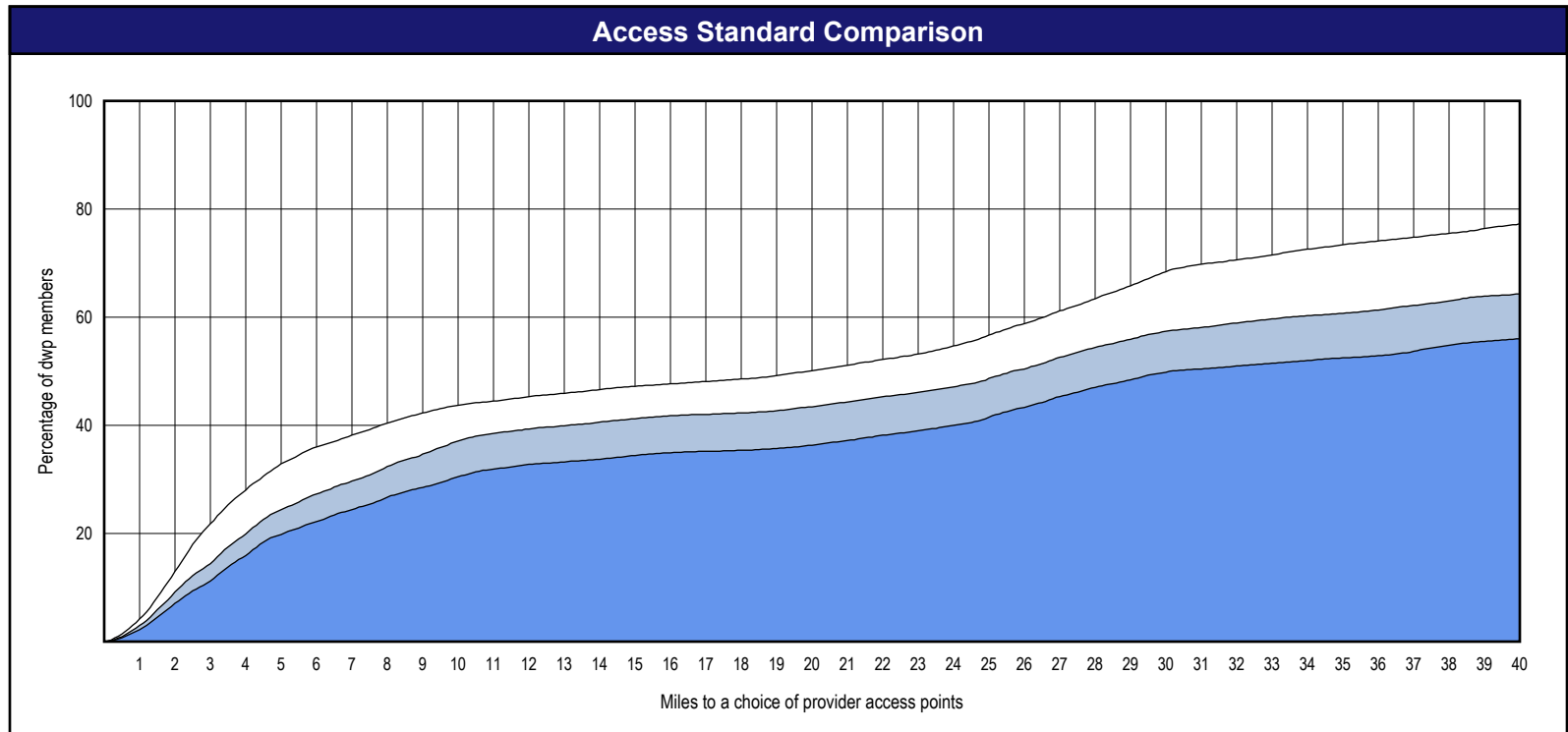
¹ The Access Standard is defined as (DWP Members (Iowa)) dwp members accessing:

1 (Orthodontists (Iowa)) provider access points in 30 miles and 30 minutes



Distances/Times

	Average
Distance/Time to 1st closest provider access points	22.9 miles 26.8 mins
Distance/Time to 2nd closest provider access points	32.6 miles 41.1 mins
Distance/Time to 3rd closest provider access points	37.0 miles 48.9 mins




Access Overview - Oral Surgeons (30 miles/30 minutes)

November 8, 2022

Access Analysis
 Oral Surgeons (30 miles/30 minutes)
 DWP Member / Provider Access Points Groups
 DWP Members (Iowa)
 Oral Surgeons (Iowa)

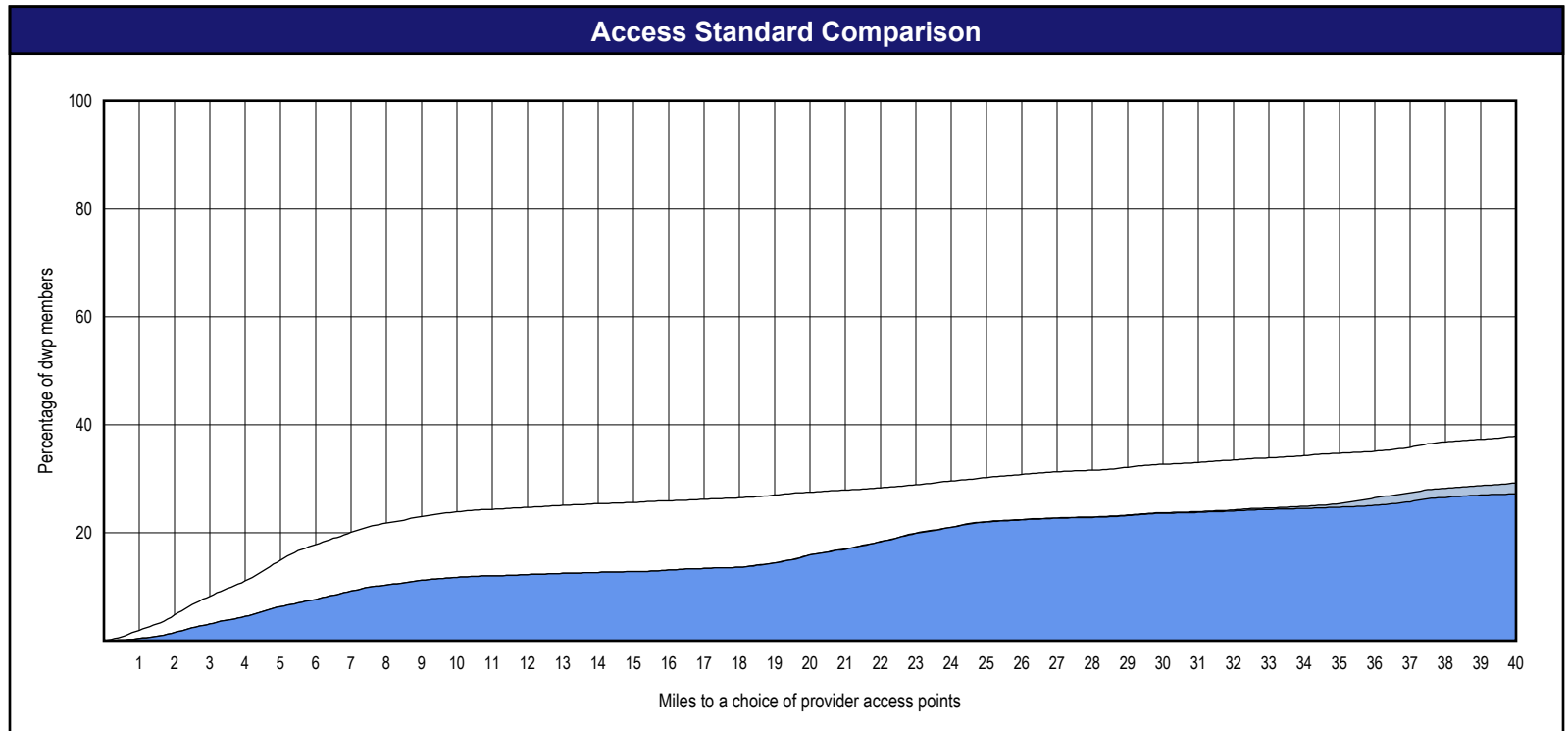
Comparison Graph
 Percent of dwp members with access to a choice of provider access points over miles
 1st closest
 2nd closest
 3rd closest

¹ The Access Standard is defined as (DWP Members (Iowa)) dwp members accessing:
 1 (Oral Surgeons (Iowa)) provider access points in 30 miles and 30 minutes



Distances/Times

	Average
Distance/Time to 1st closest provider access points	52.4 miles 66.2 mins
Distance/Time to 2nd closest provider access points	62.8 miles 76.9 mins
Distance/Time to 3rd closest provider access points	66.1 miles 82.5 mins



Access Overview - Periodontists (30 miles/30 minutes)

November 8, 2022

Access Analysis
Periodontists (30 miles/30 minutes)

DWP Member / Provider Access Points
Groups

- DWP Members (Iowa)
- Periodontists (Iowa)


Comparison Graph

Percent of dwp members with access to a choice of provider access points over miles

- 1st closest
- 2nd closest
- 3rd closest

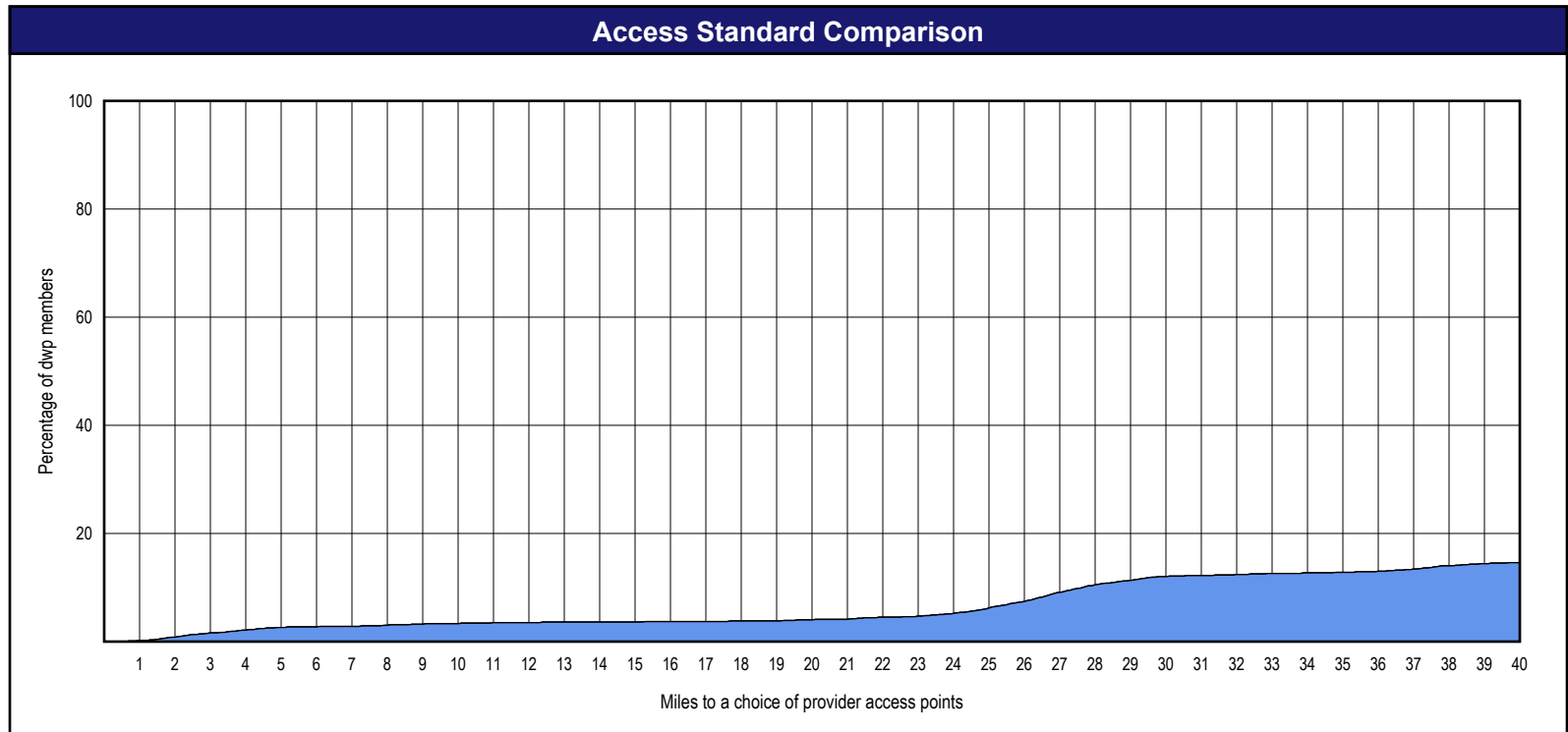
¹ The Access Standard is defined as (DWP Members (Iowa)) dwp members accessing:

1 (Periodontists (Iowa)) provider access points in 30 miles and 30 minutes



Distances/Times

	Average
Distance/Time to 1st closest provider access points	110.6 miles 166.8 mins
Distance/Time to 2nd closest provider access points	110.6 miles 166.8 mins
Distance/Time to 3rd closest provider access points	110.6 miles 166.8 mins



Access Overview - Endodontists (30 miles/30 minutes)

November 8, 2022

Access Analysis
Endodontists (30 miles/30 minutes)

DWP Member / Provider Access Points Groups
DWP Members (Iowa)
Endodontists (Iowa)


Comparison Graph

Percent of dwp members with access to a choice of provider access points over miles

- 1st closest
- 2nd closest
- 3rd closest

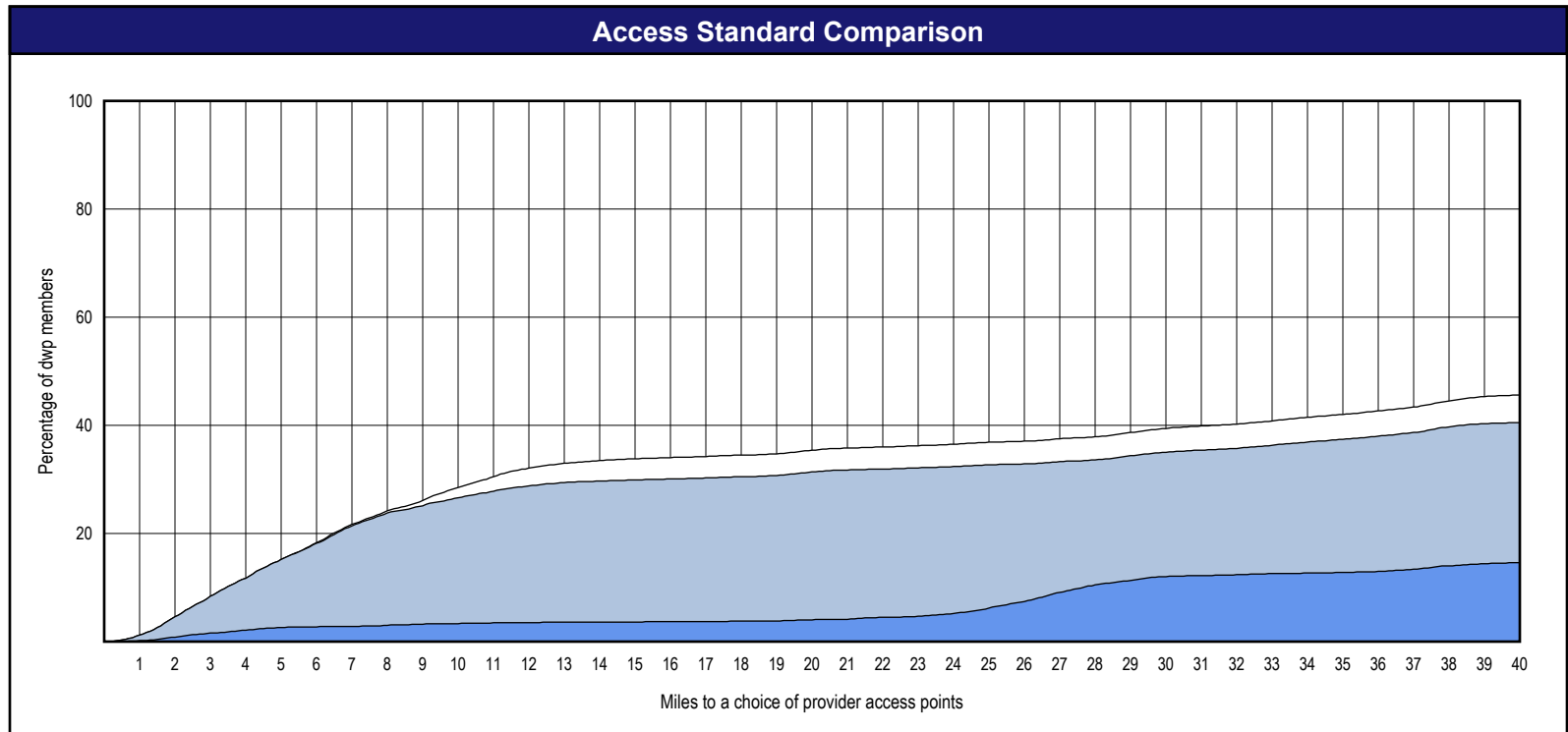
¹ The Access Standard is defined as (DWP Members (Iowa)) dwp members accessing:

1 (Endodontists (Iowa)) provider access points in 30 miles and 30 minutes



Distances/Times

	Average
Distance/Time to 1st closest provider access points	46.4 miles 62.1 mins
Distance/Time to 2nd closest provider access points	56.3 miles 80.2 mins
Distance/Time to 3rd closest provider access points	88.2 miles 123.4 mins



Access Overview - Prosthodontists (30 miles/30 minutes)


November 8, 2022

Access Analysis
 Prosthodontists (30 miles/30 minutes)
 DWP Member / Provider Access Points Groups
 DWP Members (Iowa)
 Prosthodontists (Iowa)

Comparison Graph
 Percent of dwp members with access to a choice of provider access points over miles

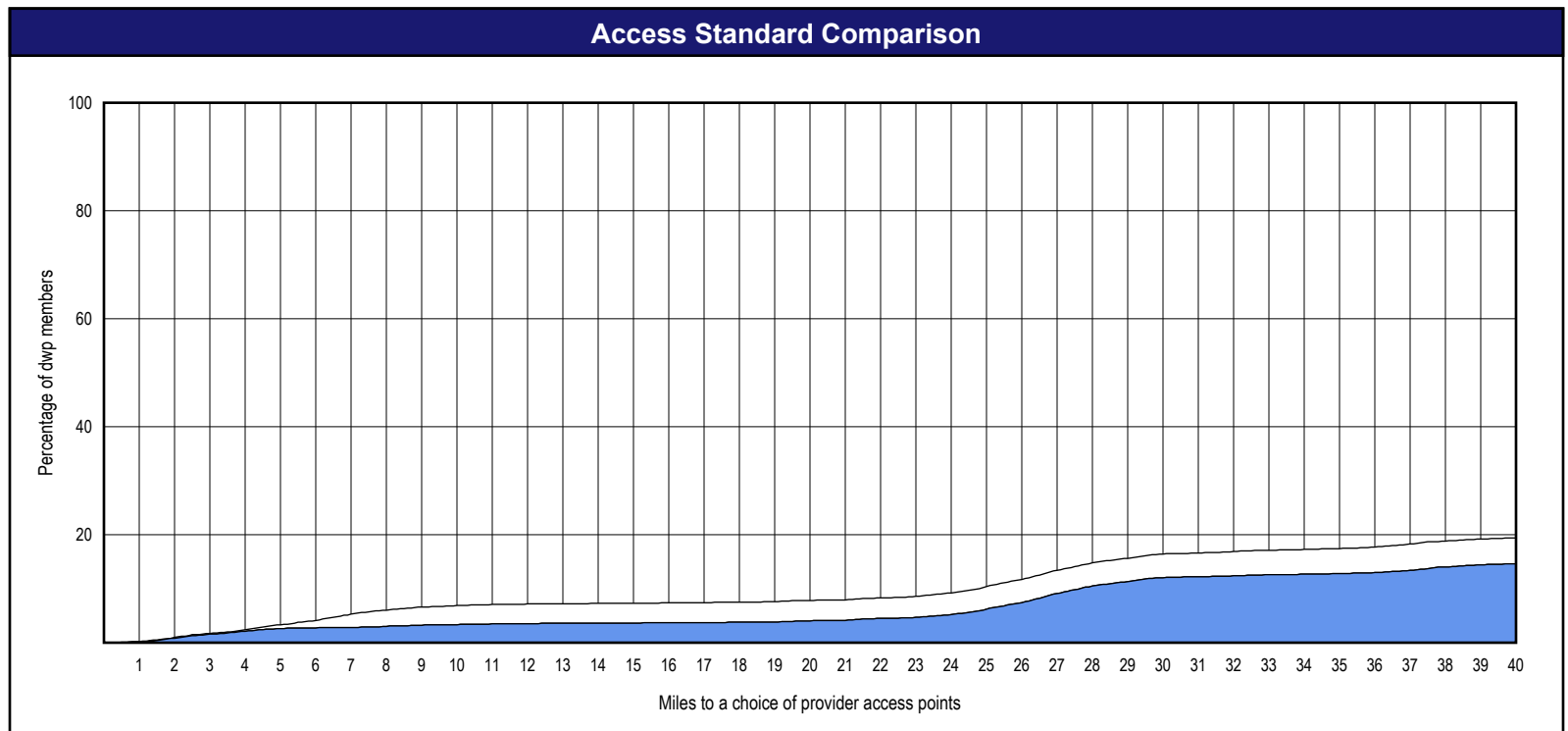
- 1st closest
- 2nd closest
- 3rd closest

¹ The Access Standard is defined as (DWP Members (Iowa)) dwp members accessing:
 1 (Prosthodontists (Iowa)) provider access points in 30 miles and 30 minutes



Distances/Times

	Average
Distance/Time to 1st closest provider access points	78.9 miles 119.4 mins
Distance/Time to 2nd closest provider access points	110.6 miles 166.8 mins
Distance/Time to 3rd closest provider access points	110.6 miles 166.8 mins



Access Overview - Pedodontists (30 miles/30 minutes)

November 8, 2022

Access Analysis
Pedodontists (30 miles/30 minutes)

DWP Member / Provider Access Points
Groups

- DWP Members (Iowa)
- Pedodontists (Iowa)


Comparison Graph

Percent of dwp members with access to a choice of provider access points over miles

- 1st closest
- 2nd closest
- 3rd closest

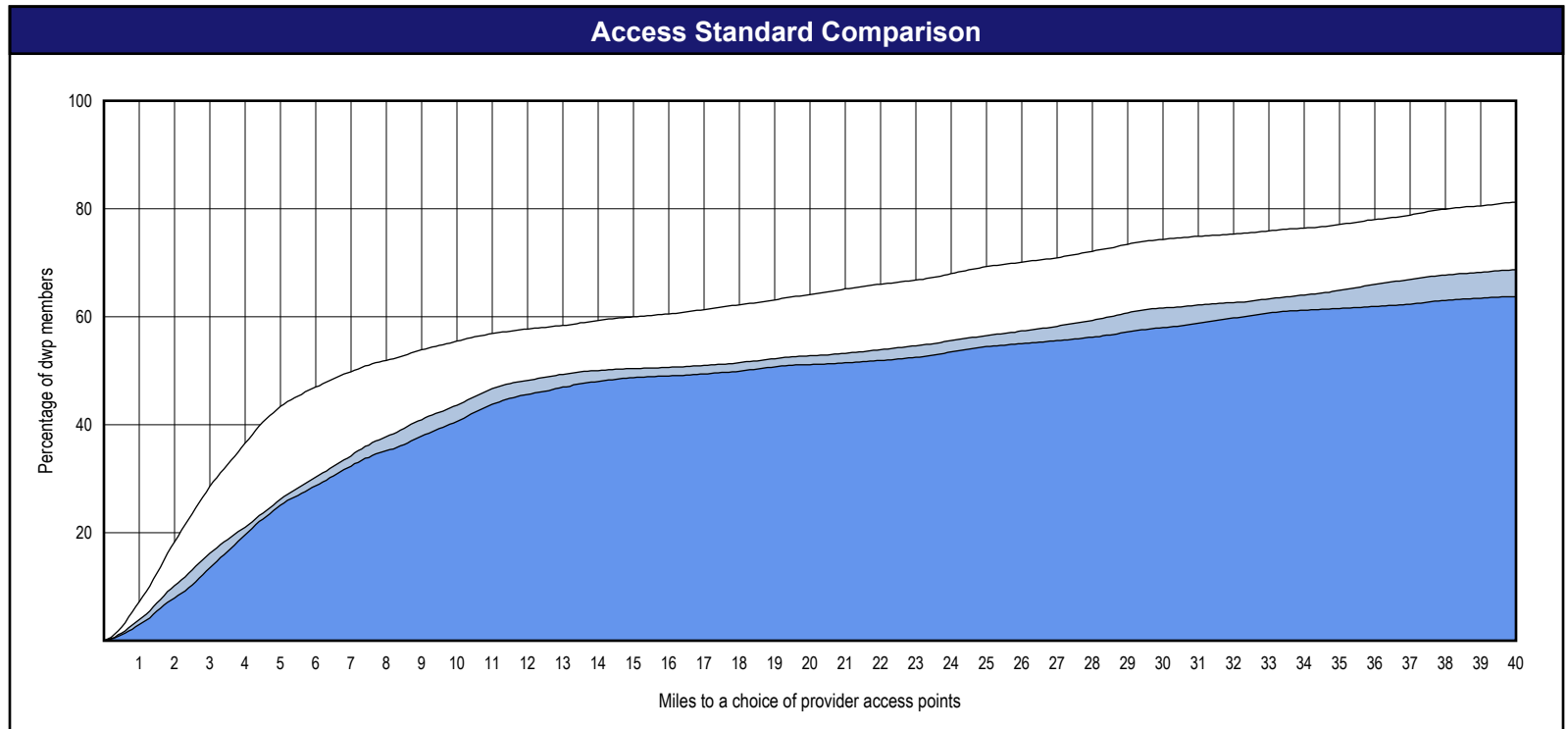
¹ The Access Standard is defined as (DWP Members (Iowa)) dwp members accessing:

1 (Pedodontists (Iowa)) provider access points in 30 miles and 30 minutes



Distances/Times

	Average
Distance/Time to 1st closest provider access points	18.6 miles 20.8 mins
Distance/Time to 2nd closest provider access points	26.5 miles 29.9 mins
Distance/Time to 3rd closest provider access points	29.7 miles 33.6 mins



Access Overview - All Dentists (60 miles/60 minutes)

November 8, 2022

Access Analysis

All Dentists (60 miles/60 minutes)

DWP Member / Provider Access Points Groups

- DWP Members (Iowa)
- All Dentists (Iowa)


Comparison Graph

Percent of dwp members with access to a choice of provider access points over miles

- 1st closest
- 2nd closest
- 3rd closest

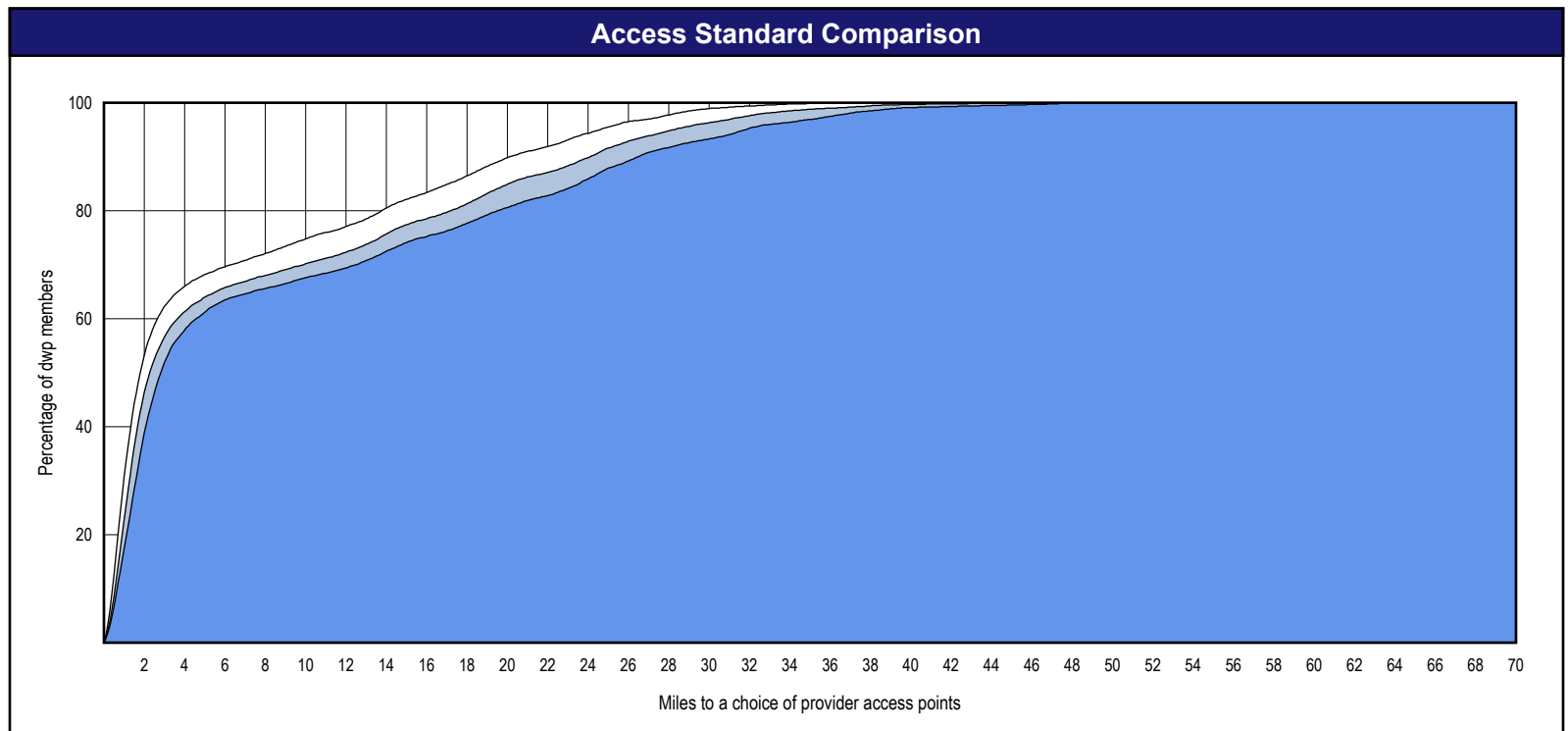
¹ The Access Standard is defined as (DWP Members (Iowa)) dwp members accessing:

1 (All Dentists (Iowa)) provider access points in 60 miles and 60 minutes



Distances/Times

	Average
Distance/Time to 1st closest provider access points	6.3 miles 7.1 mins
Distance/Time to 2nd closest provider access points	7.8 miles 8.7 mins
Distance/Time to 3rd closest provider access points	9.1 miles 10.1 mins



Access Overview - General Dentists (60 miles/60 minutes)

November 8, 2022

Access Analysis
General Dentists (60 miles/60 minutes)

DWP Member / Provider Access Points
Groups

- DWP Members (Iowa)
- General Dentists (Iowa)


Comparison Graph

Percent of dwp members with access to a choice of provider access points over miles

- 1st closest
- 2nd closest
- 3rd closest

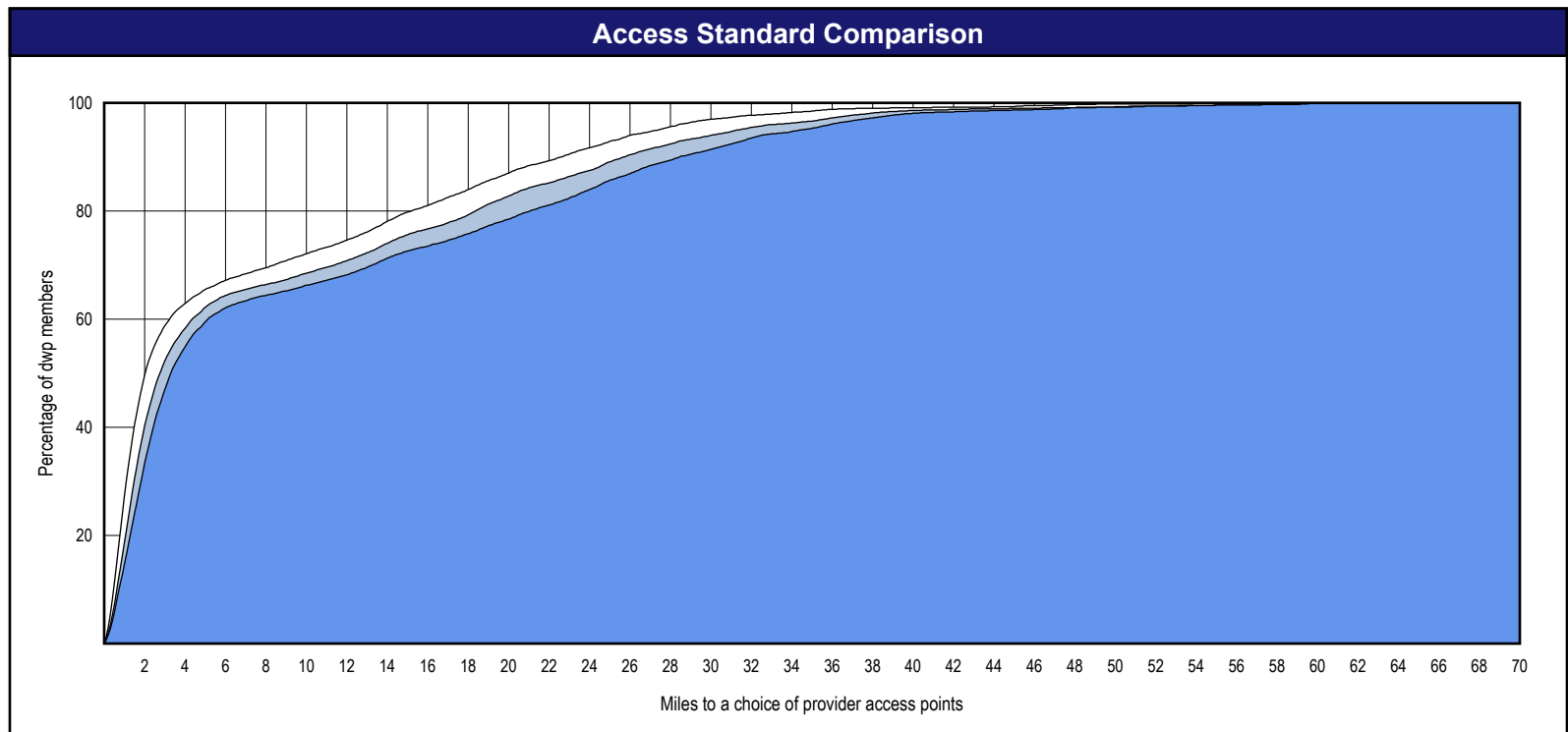
¹ The Access Standard is defined as (DWP Members (Iowa)) dwp members accessing:

1 (General Dentists (Iowa)) provider access points in 60 miles and 60 minutes



Distances/Times

	Average
Distance/Time to 1st closest provider access points	7.3 miles 8.1 mins
Distance/Time to 2nd closest provider access points	8.8 miles 9.9 mins
Distance/Time to 3rd closest provider access points	10.0 miles 11.2 mins



Access Overview - Orthodontists (60 miles/60 minutes)

November 8, 2022

Access Analysis
Orthodontists (60 miles/60 minutes)

DWP Member / Provider Access Points
Groups

- DWP Members (Iowa)
- Orthodontists (Iowa)

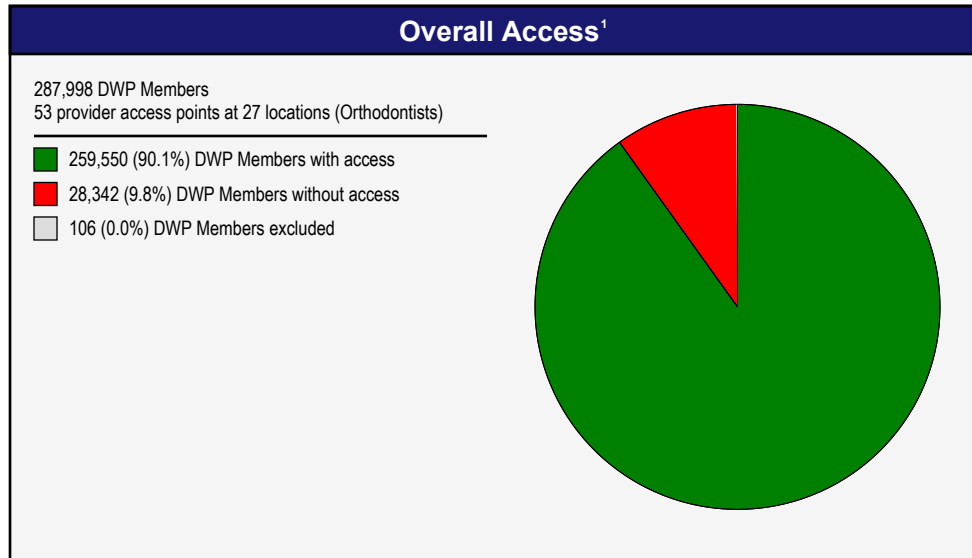
Comparison Graph

Percent of dwp members with access to a choice of provider access points over miles

- 1st closest
- 2nd closest
- 3rd closest

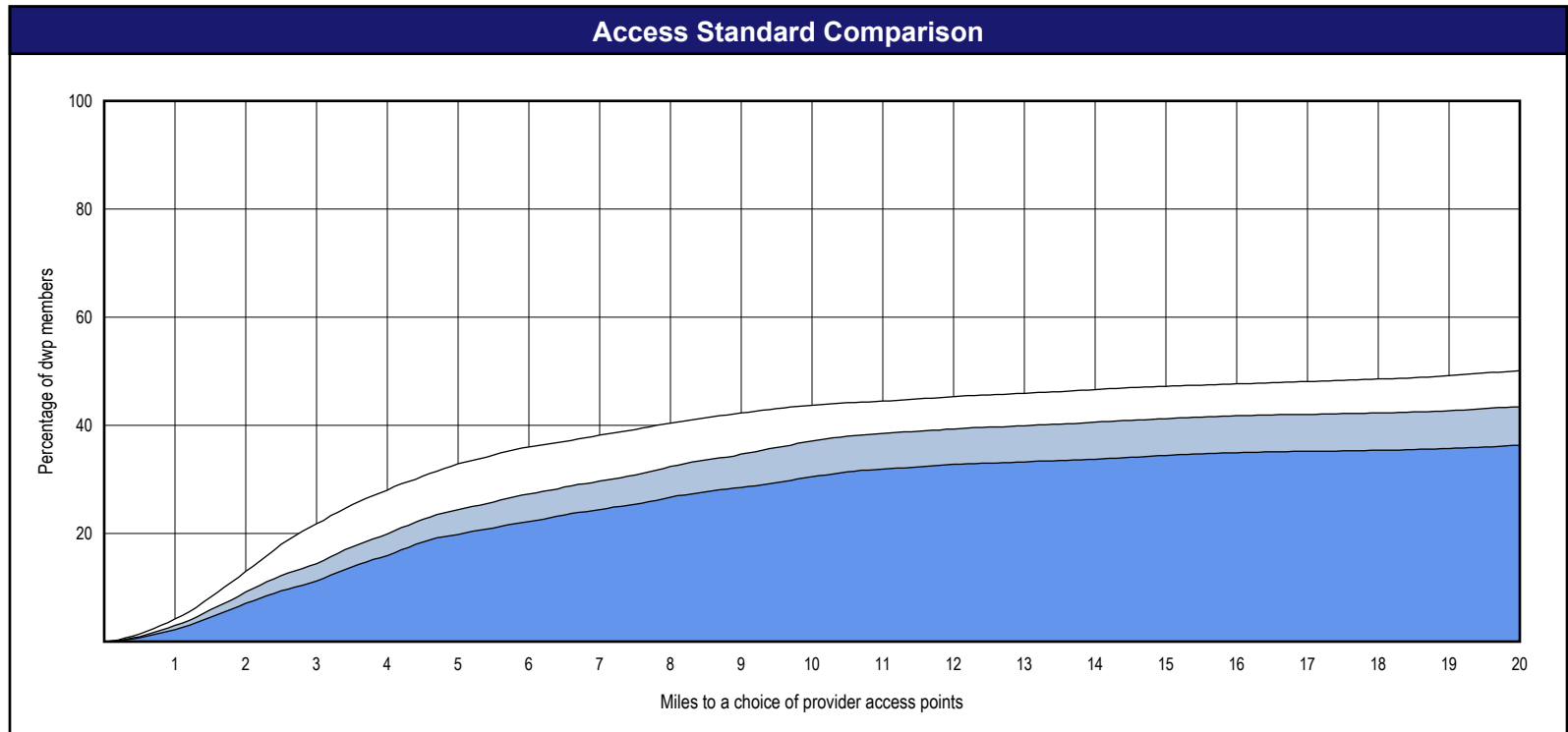
¹ The Access Standard is defined as (DWP Members (Iowa)) dwp members accessing:

1 (Orthodontists (Iowa)) provider access points in 60 miles and 60 minutes



Distances/Times

	Average
Distance/Time to 1st closest provider access points	22.9 miles 26.8 mins
Distance/Time to 2nd closest provider access points	32.6 miles 41.1 mins
Distance/Time to 3rd closest provider access points	37.0 miles 48.9 mins



Access Overview - Oral Surgeons (60 miles/60 minutes)


November 8, 2022

Access Analysis
 Oral Surgeons (60 miles/60 minutes)
 DWP Member / Provider Access Points Groups
 DWP Members (Iowa)
 Oral Surgeons (Iowa)

Comparison Graph
 Percent of dwp members with access to a choice of provider access points over miles

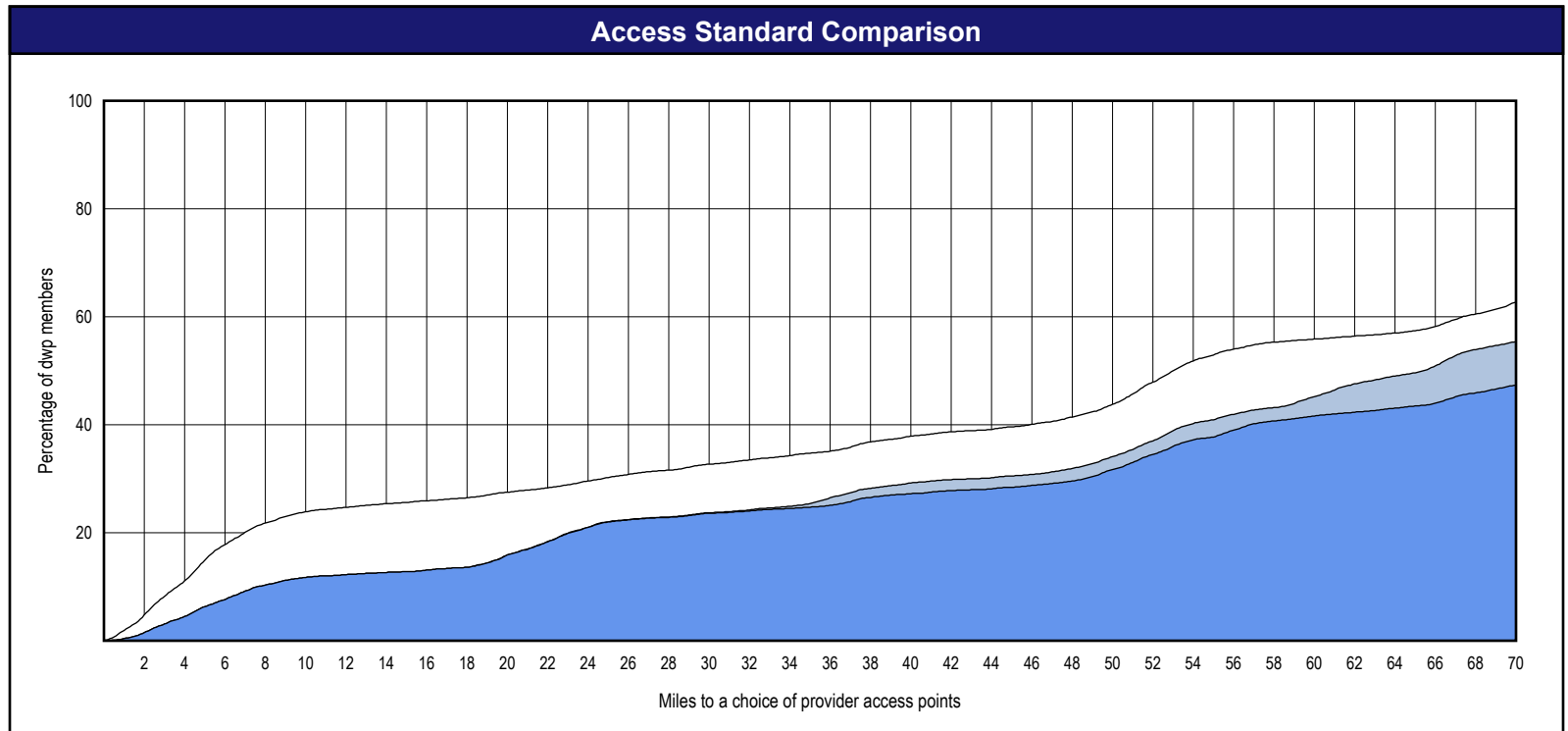
- 1st closest
- 2nd closest
- 3rd closest

¹ The Access Standard is defined as (DWP Members (Iowa)) dwp members accessing:
 1 (Oral Surgeons (Iowa)) provider access points in 60 miles and 60 minutes



Distances/Times

	Average
Distance/Time to 1st closest provider access points	52.4 miles 66.2 mins
Distance/Time to 2nd closest provider access points	62.8 miles 76.9 mins
Distance/Time to 3rd closest provider access points	66.1 miles 82.5 mins



Access Overview - Endodontists (60 miles/60 minutes)

November 8, 2022

Access Analysis
Endodontists (60 miles/60 minutes)

DWP Member / Provider Access Points
Groups

- DWP Members (Iowa)
- Endodontists (Iowa)


Comparison Graph

Percent of dwp members with access to a choice of provider access points over miles

- 1st closest
- 2nd closest
- 3rd closest

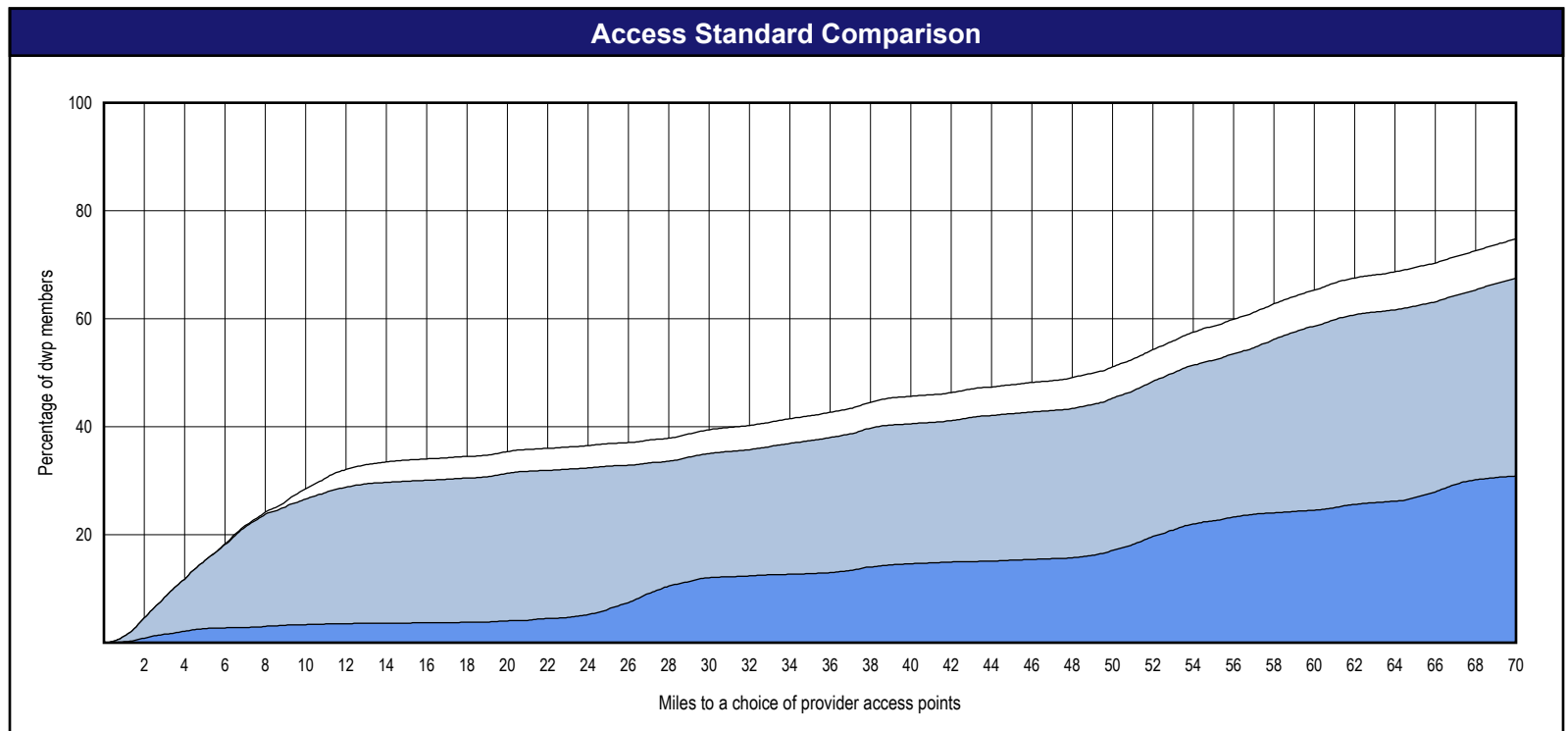
¹ The Access Standard is defined as (DWP Members (Iowa)) dwp members accessing:

1 (Endodontists (Iowa)) provider access points in 60 miles and 60 minutes



Distances/Times

	Average
Distance/Time to 1st closest provider access points	46.4 miles 62.1 mins
Distance/Time to 2nd closest provider access points	56.3 miles 80.2 mins
Distance/Time to 3rd closest provider access points	88.2 miles 123.4 mins



Access Overview - Prosthodontists (60 miles/60 minutes)


November 8, 2022

Access Analysis
 Prosthodontists (60 miles/60 minutes)
 DWP Member / Provider Access Points Groups
 DWP Members (Iowa)
 Prosthodontists (Iowa)

Comparison Graph
 Percent of dwp members with access to a choice of provider access points over miles

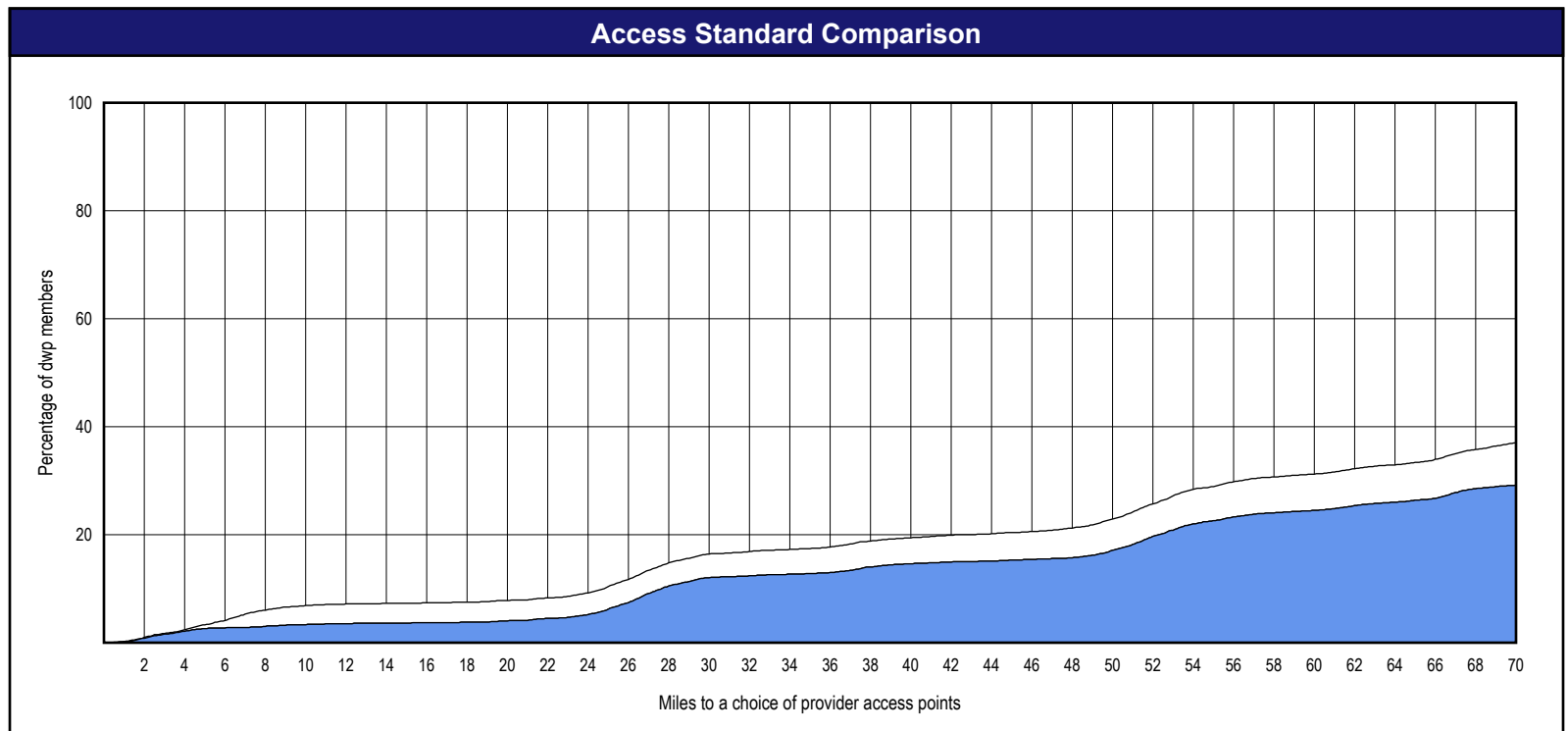
- 1st closest
- 2nd closest
- 3rd closest

¹ The Access Standard is defined as (DWP Members (Iowa)) dwp members accessing:
 1 (Prosthodontists (Iowa)) provider access points in 60 miles and 60 minutes



Distances/Times

	Average
Distance/Time to 1st closest provider access points	78.9 miles 119.4 mins
Distance/Time to 2nd closest provider access points	110.6 miles 166.8 mins
Distance/Time to 3rd closest provider access points	110.6 miles 166.8 mins



Access Overview - Periodontists (60 miles/60 minutes)

November 8, 2022

Access Analysis
Periodontists (60 miles/60 minutes)

DWP Member / Provider Access Points
Groups

- DWP Members (Iowa)
- Periodontists (Iowa)


Comparison Graph

Percent of dwp members with access to a choice of provider access points over miles

- 1st closest
- 2nd closest
- 3rd closest

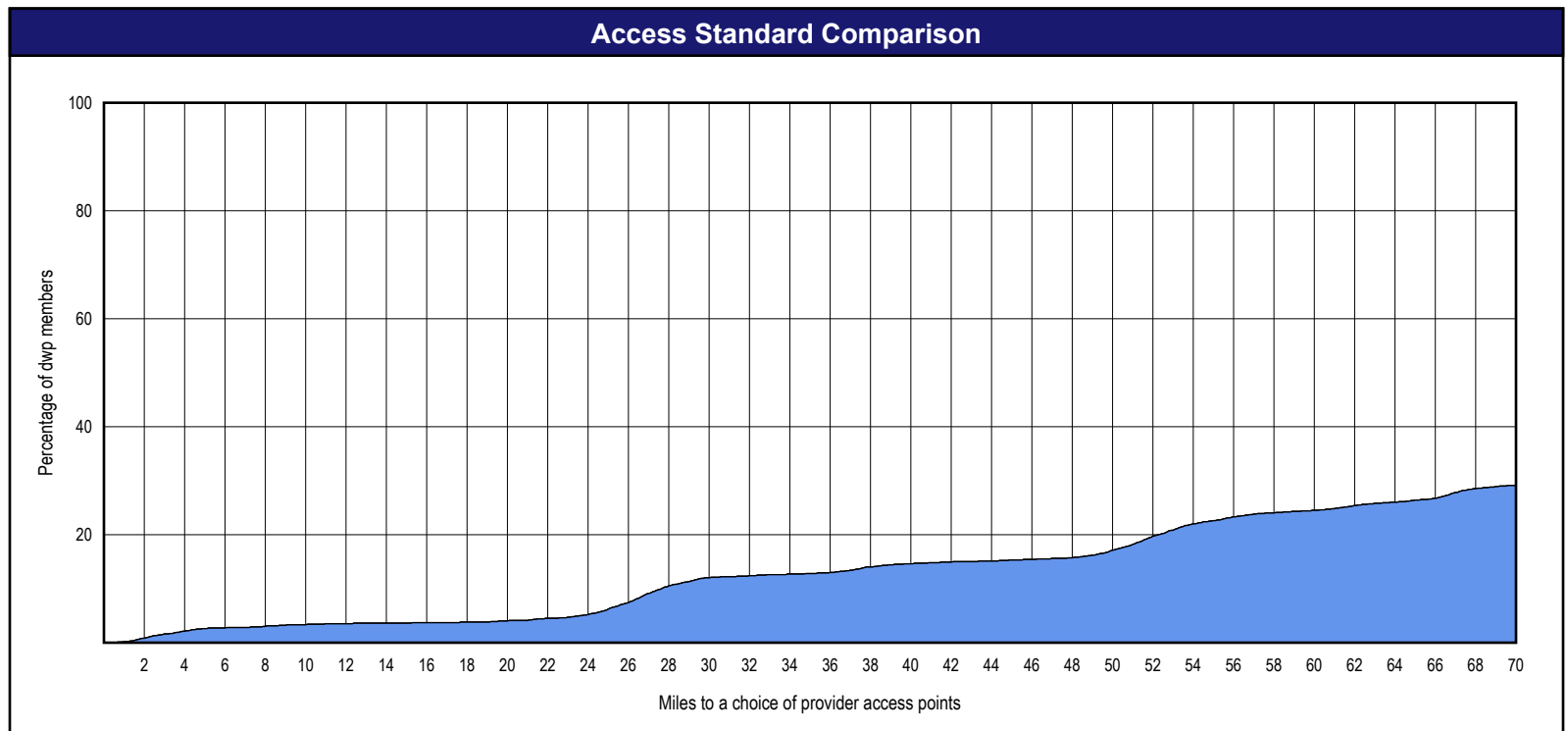
¹ The Access Standard is defined as (DWP Members (Iowa)) dwp members accessing:

1 (Periodontists (Iowa)) provider access points in 60 miles and 60 minutes



Distances/Times

	Average
Distance/Time to 1st closest provider access points	110.6 miles 166.8 mins
Distance/Time to 2nd closest provider access points	110.6 miles 166.8 mins
Distance/Time to 3rd closest provider access points	110.6 miles 166.8 mins



Access Overview - Pedontists (60 miles/60 minutes)

November 8, 2022

Access Analysis
Pedodontists (60 miles/60 minutes)

DWP Member / Provider Access Points
Groups

- DWP Members (Iowa)
- Pedodontists (Iowa)

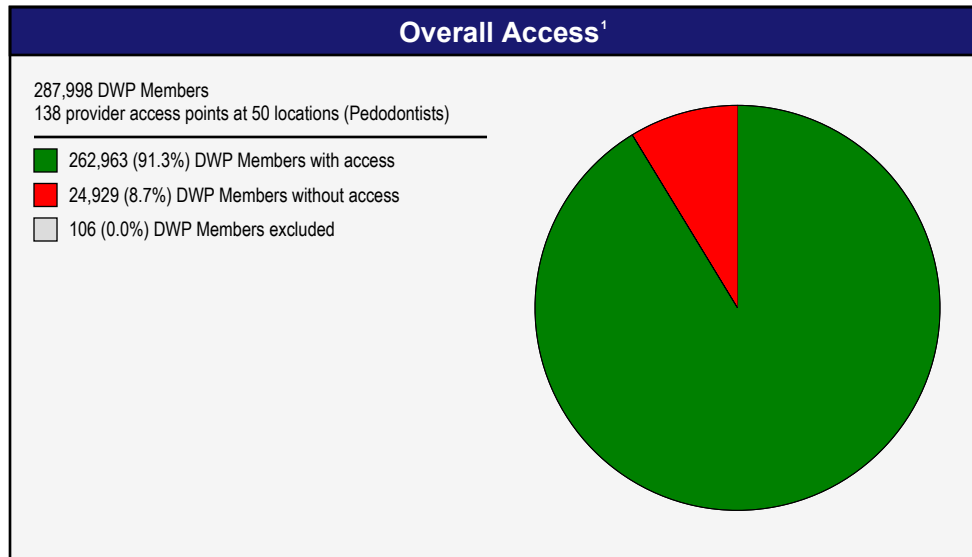
Comparison Graph

Percent of dwp members with access to a choice of provider access points over miles

- 1st closest
- 2nd closest
- 3rd closest

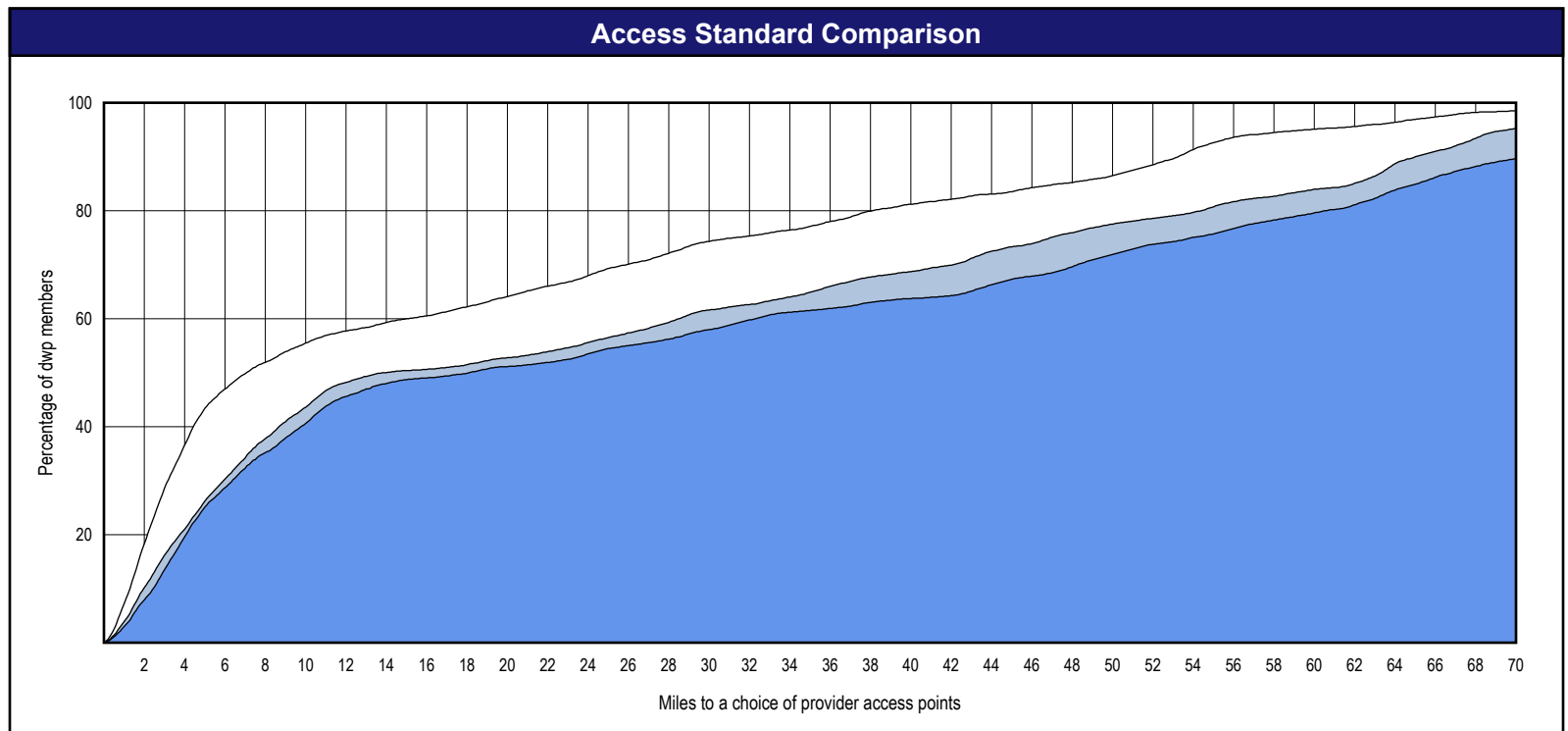
¹ The Access Standard is defined as (DWP Members (Iowa)) dwp members accessing:

1 (Pedodontists (Iowa)) provider access points in 60 miles and 60 minutes



Distances/Times

	Average
Distance/Time to 1st closest provider access points	18.6 miles 20.8 mins
Distance/Time to 2nd closest provider access points	26.5 miles 29.9 mins
Distance/Time to 3rd closest provider access points	29.7 miles 33.6 mins




Access Overview - All Dentists (90 miles/90 minutes)

November 8, 2022

Access Analysis
 All Dentists (90 miles/90 minutes)
 DWP Member / Provider Access Points Groups
 DWP Members (Iowa)
 All Dentists (Iowa)

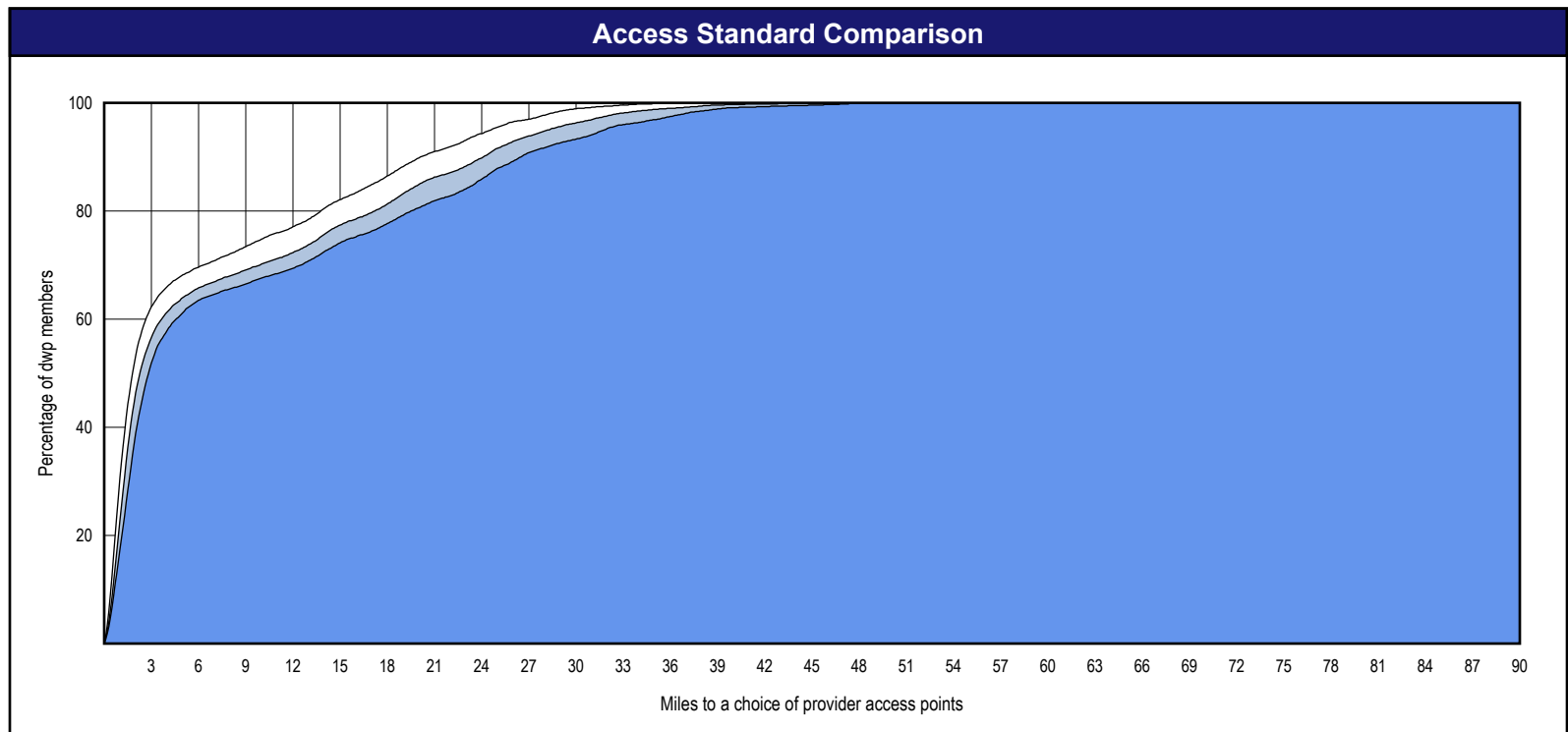
Comparison Graph
 Percent of dwp members with access to a choice of provider access points over miles
 1st closest
 2nd closest
 3rd closest

¹ The Access Standard is defined as (DWP Members (Iowa)) dwp members accessing:
 1 (All Dentists (Iowa)) provider access points in 90 miles and 90 minutes



Distances/Times

	Average
Distance/Time to 1st closest provider access points	6.3 miles 7.1 mins
Distance/Time to 2nd closest provider access points	7.8 miles 8.7 mins
Distance/Time to 3rd closest provider access points	9.1 miles 10.1 mins



Access Overview - General Dentists (90 miles/90 minutes)

November 8, 2022

Access Analysis
General Dentists (90 miles/90 minutes)

DWP Member / Provider Access Points
Groups

- DWP Members (Iowa)
- General Dentists (Iowa)


Comparison Graph

Percent of dwp members with access to a choice of provider access points over miles

- 1st closest
- 2nd closest
- 3rd closest

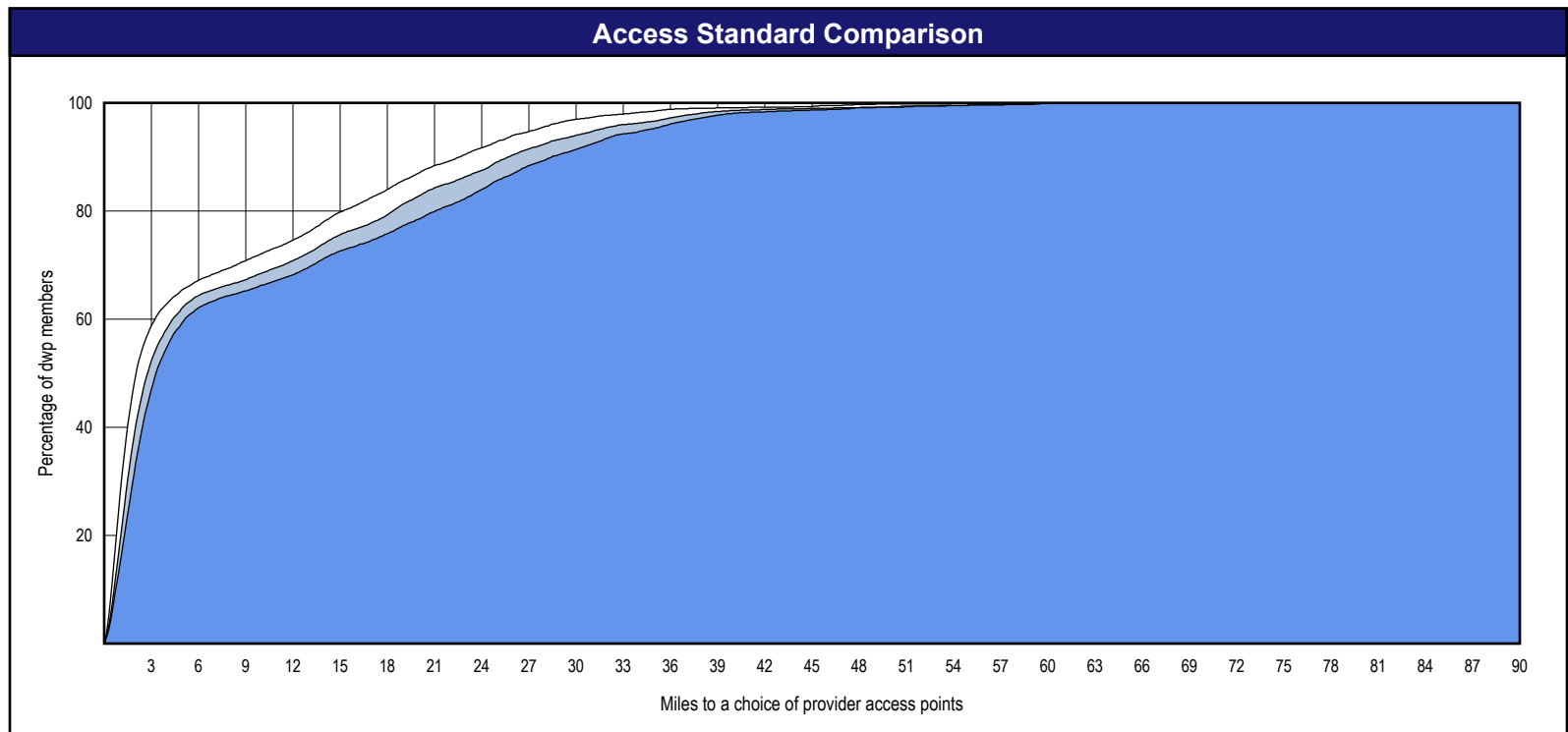
¹ The Access Standard is defined as (DWP Members (Iowa)) dwp members accessing:

1 (General Dentists (Iowa)) provider access points in 90 miles and 90 minutes



Distances/Times

	Average
Distance/Time to 1st closest provider access points	7.3 miles 8.1 mins
Distance/Time to 2nd closest provider access points	8.8 miles 9.9 mins
Distance/Time to 3rd closest provider access points	10.0 miles 11.2 mins



Access Overview - Orthodontists (90 miles/90 minutes)

November 8, 2022

Access Analysis
Orthodontists (90 miles/90 minutes)

DWP Member / Provider Access Points
Groups

- DWP Members (Iowa)
- Orthodontists (Iowa)

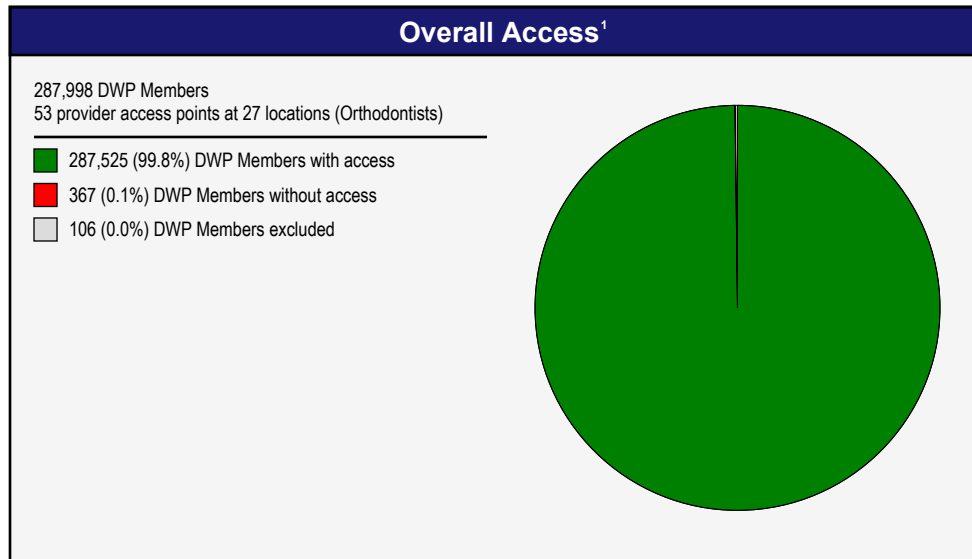
Comparison Graph

Percent of dwp members with access to a choice of provider access points over miles

- 1st closest
- 2nd closest
- 3rd closest

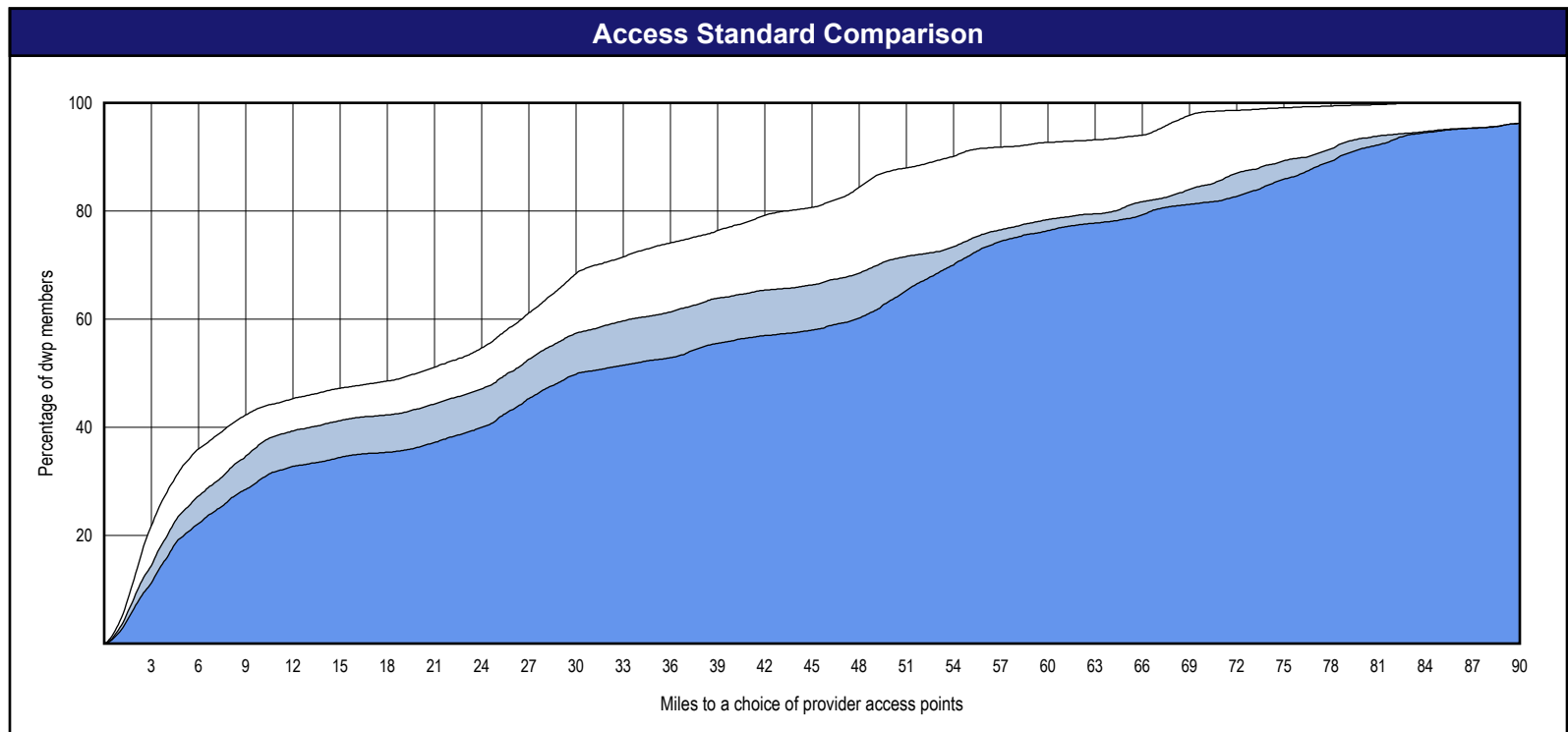
¹ The Access Standard is defined as (DWP Members (Iowa)) dwp members accessing:

1 (Orthodontists (Iowa)) provider access points in 90 miles and 90 minutes



Distances/Times

	Average
Distance/Time to 1st closest provider access points	22.9 miles 26.8 mins
Distance/Time to 2nd closest provider access points	32.6 miles 41.1 mins
Distance/Time to 3rd closest provider access points	37.0 miles 48.9 mins



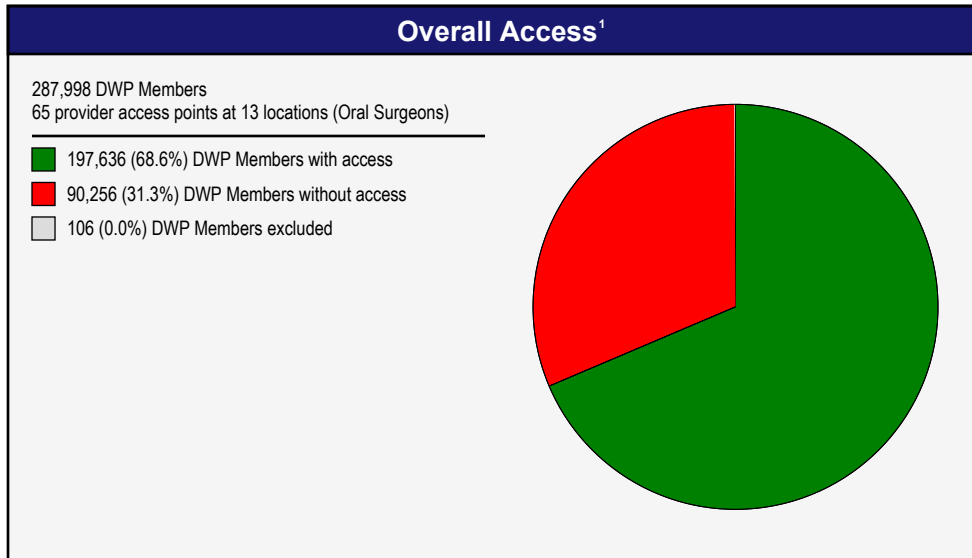
Access Overview - Oral Surgeons (90 miles/90 minutes)

November 8, 2022

Access Analysis
 Oral Surgeons (90 miles/90 minutes)
 DWP Member / Provider Access Points Groups
 DWP Members (Iowa)
 Oral Surgeons (Iowa)

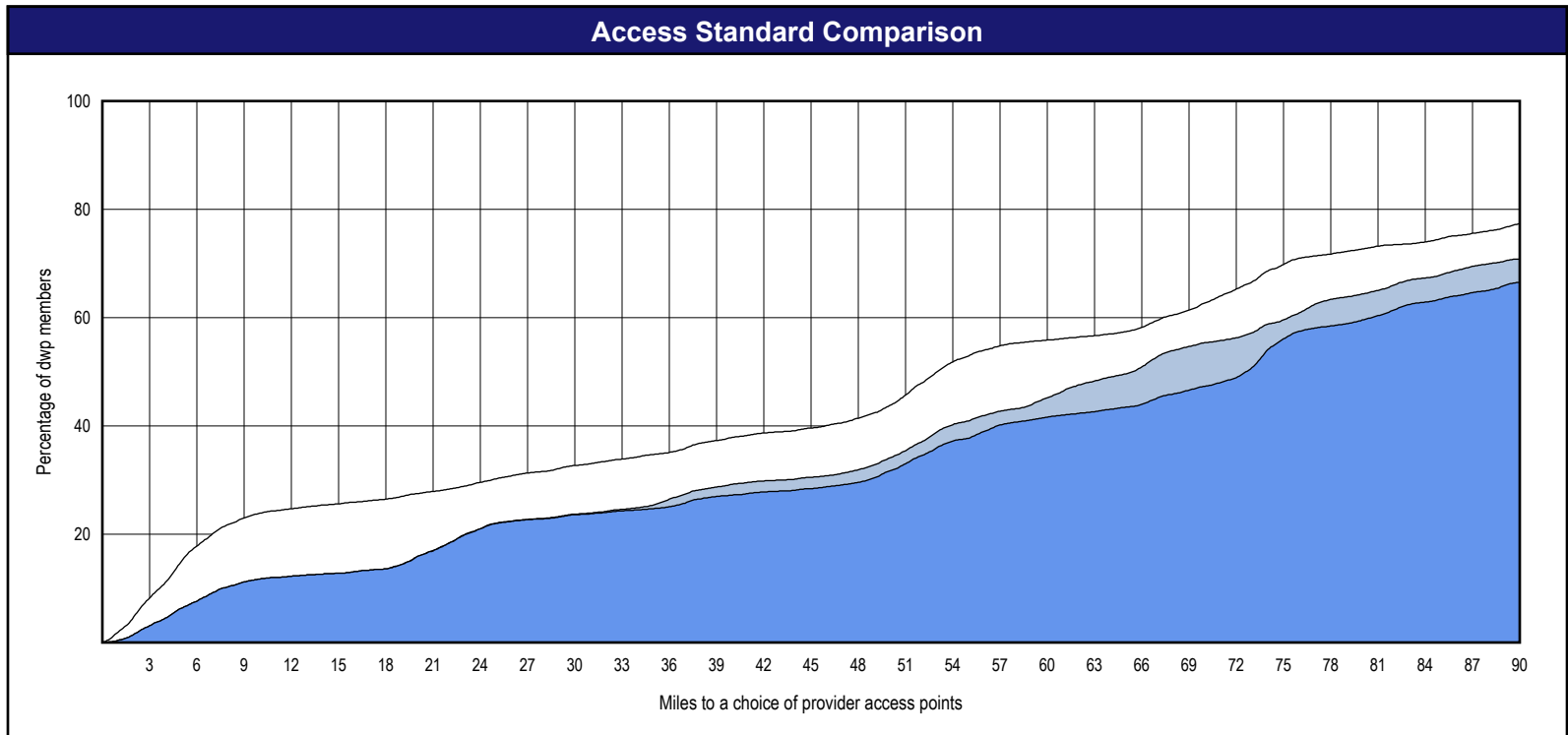
Comparison Graph
 Percent of dwp members with access to a choice of provider access points over miles
 1st closest
 2nd closest
 3rd closest

¹ The Access Standard is defined as (DWP Members (Iowa)) dwp members accessing:
 1 (Oral Surgeons (Iowa)) provider access points in 90 miles and 90 minutes



Distances/Times

	Average
Distance/Time to 1st closest provider access points	52.4 miles 66.2 mins
Distance/Time to 2nd closest provider access points	62.8 miles 76.9 mins
Distance/Time to 3rd closest provider access points	66.1 miles 82.5 mins



Access Overview - Endodontists (90 miles/90 minutes)

November 8, 2022

Access Analysis
Endodontists (90 miles/90 minutes)

DWP Member / Provider Access Points Groups
DWP Members (Iowa)
Endodontists (Iowa)

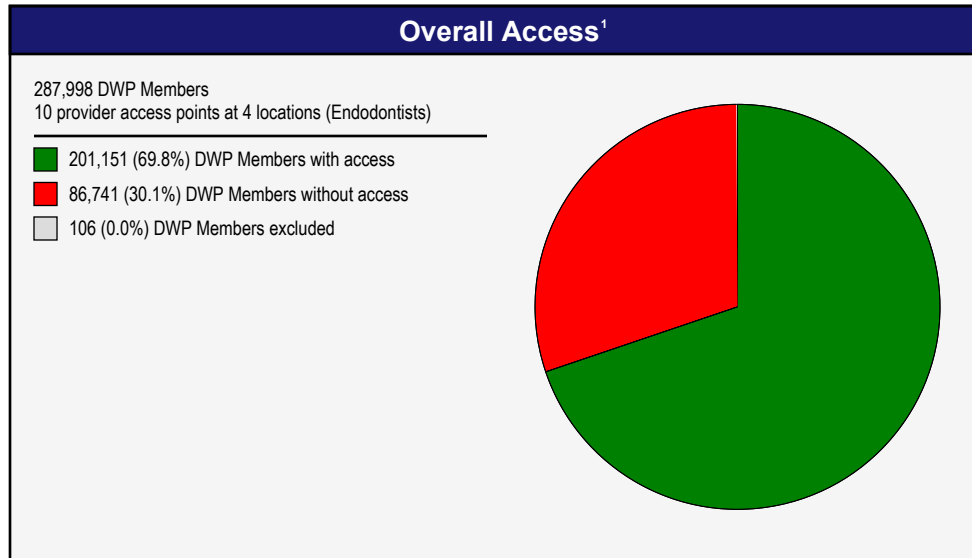
Comparison Graph

Percent of dwp members with access to a choice of provider access points over miles

- 1st closest
- 2nd closest
- 3rd closest

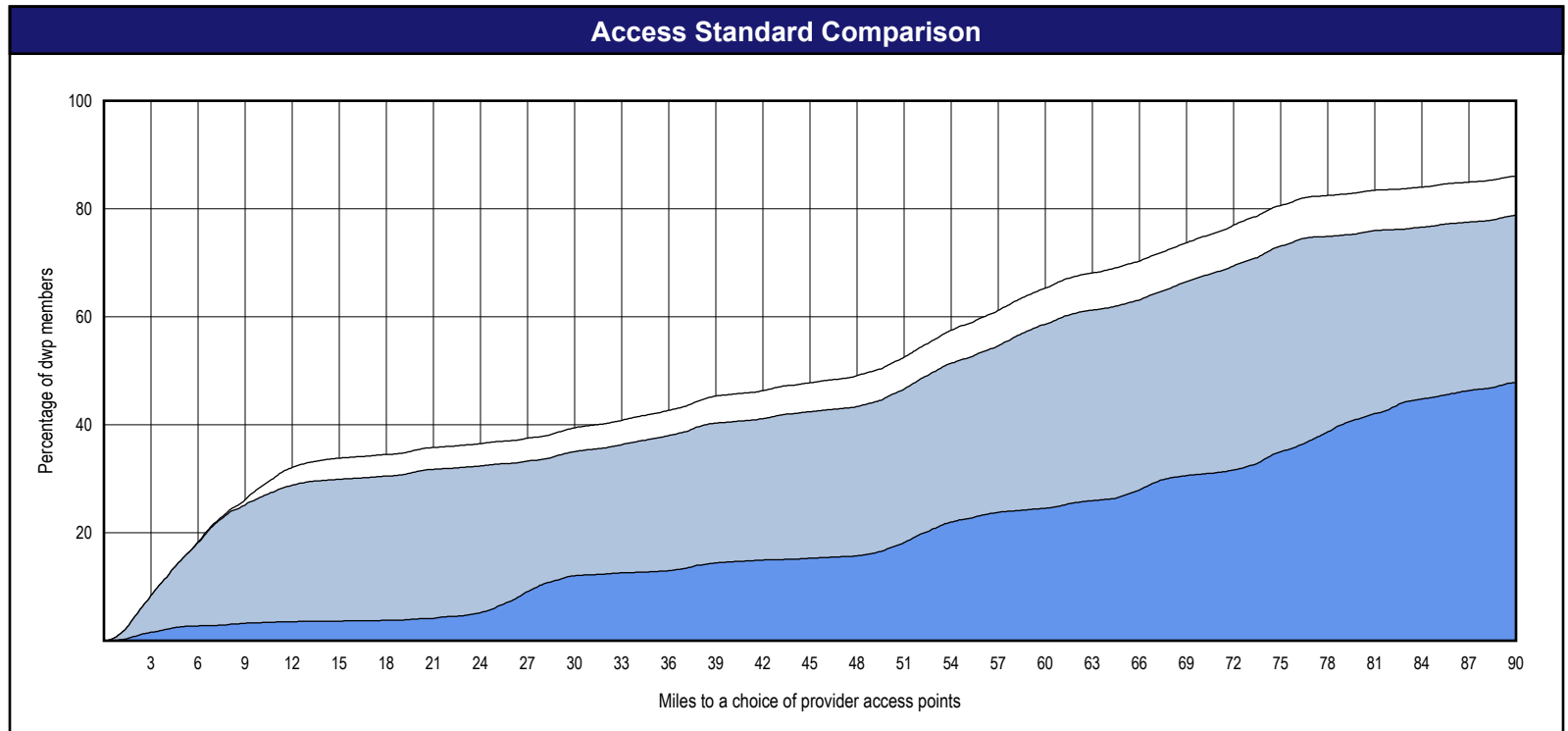
¹ The Access Standard is defined as (DWP Members (Iowa)) dwp members accessing:

1 (Endodontists (Iowa)) provider access points in 90 miles and 90 minutes



Distances/Times

	Average
Distance/Time to 1st closest provider access points	46.4 miles 62.1 mins
Distance/Time to 2nd closest provider access points	56.3 miles 80.2 mins
Distance/Time to 3rd closest provider access points	88.2 miles 123.4 mins




Access Overview - Prosthodontists (90 miles/90 minutes)

November 8, 2022

Access Analysis
 Prosthodontists (90 miles/90 minutes)
 DWP Member / Provider Access Points Groups
 DWP Members (Iowa)
 Prosthodontists (Iowa)

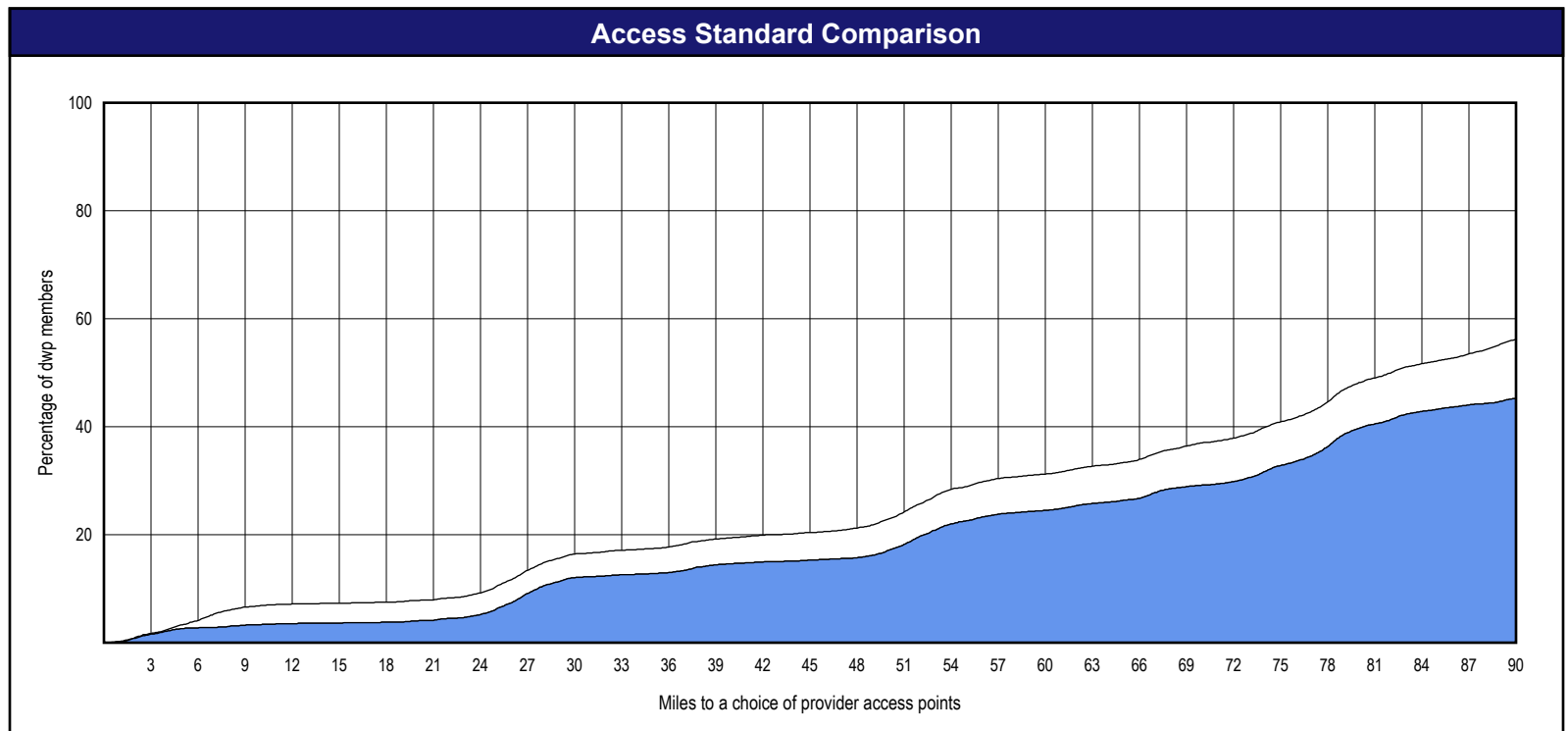
Comparison Graph
 Percent of dwp members with access to a choice of provider access points over miles
 1st closest
 2nd closest
 3rd closest

¹ The Access Standard is defined as (DWP Members (Iowa)) dwp members accessing:
 1 (Prosthodontists (Iowa)) provider access points in 90 miles and 90 minutes



Distances/Times

	Average
Distance/Time to 1st closest provider access points	78.9 miles 119.4 mins
Distance/Time to 2nd closest provider access points	110.6 miles 166.8 mins
Distance/Time to 3rd closest provider access points	110.6 miles 166.8 mins



Access Overview - Periodontists (90 miles/90 minutes)

November 8, 2022

Access Analysis
Periodontists (90 miles/90 minutes)

DWP Member / Provider Access Points
Groups

- DWP Members (Iowa)
- Periodontists (Iowa)


Comparison Graph

Percent of dwp members with access to a choice of provider access points over miles

- 1st closest
- 2nd closest
- 3rd closest

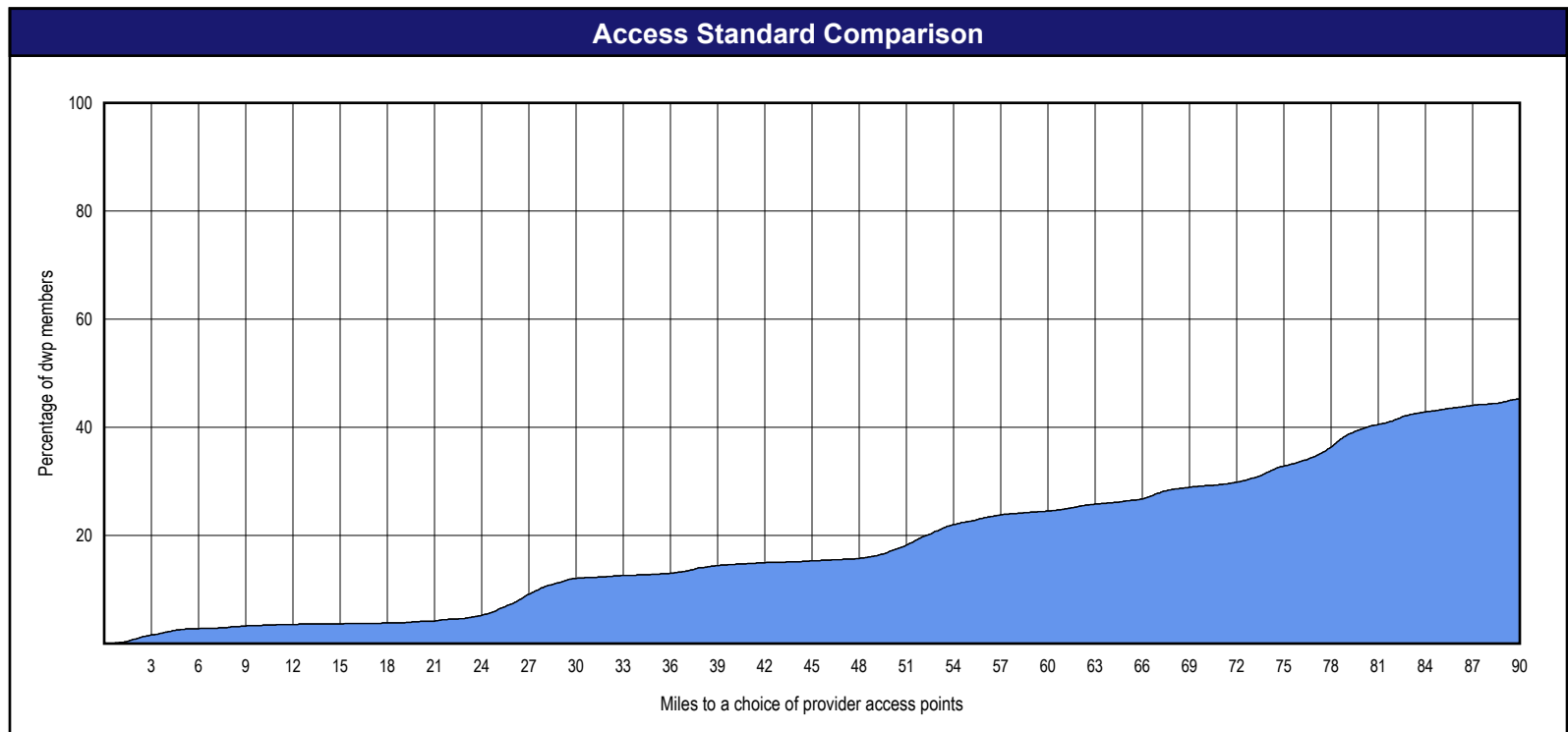
¹ The Access Standard is defined as (DWP Members (Iowa)) dwp members accessing:

1 (Periodontists (Iowa)) provider access points in 90 miles and 90 minutes



Distances/Times

	Average
Distance/Time to 1st closest provider access points	110.6 miles 166.8 mins
Distance/Time to 2nd closest provider access points	110.6 miles 166.8 mins
Distance/Time to 3rd closest provider access points	110.6 miles 166.8 mins



Access Overview - Pedodontists (90 miles/90 minutes)

November 8, 2022

Access Analysis
 Periodontists (90 miles/90 minutes)

DWP Member / Provider Access Points
 Groups

- DWP Members (Iowa)
- Periodontists (Iowa)


Comparison Graph

Percent of dwp members with access to a choice of provider access points over miles

- 1st closest
- 2nd closest
- 3rd closest

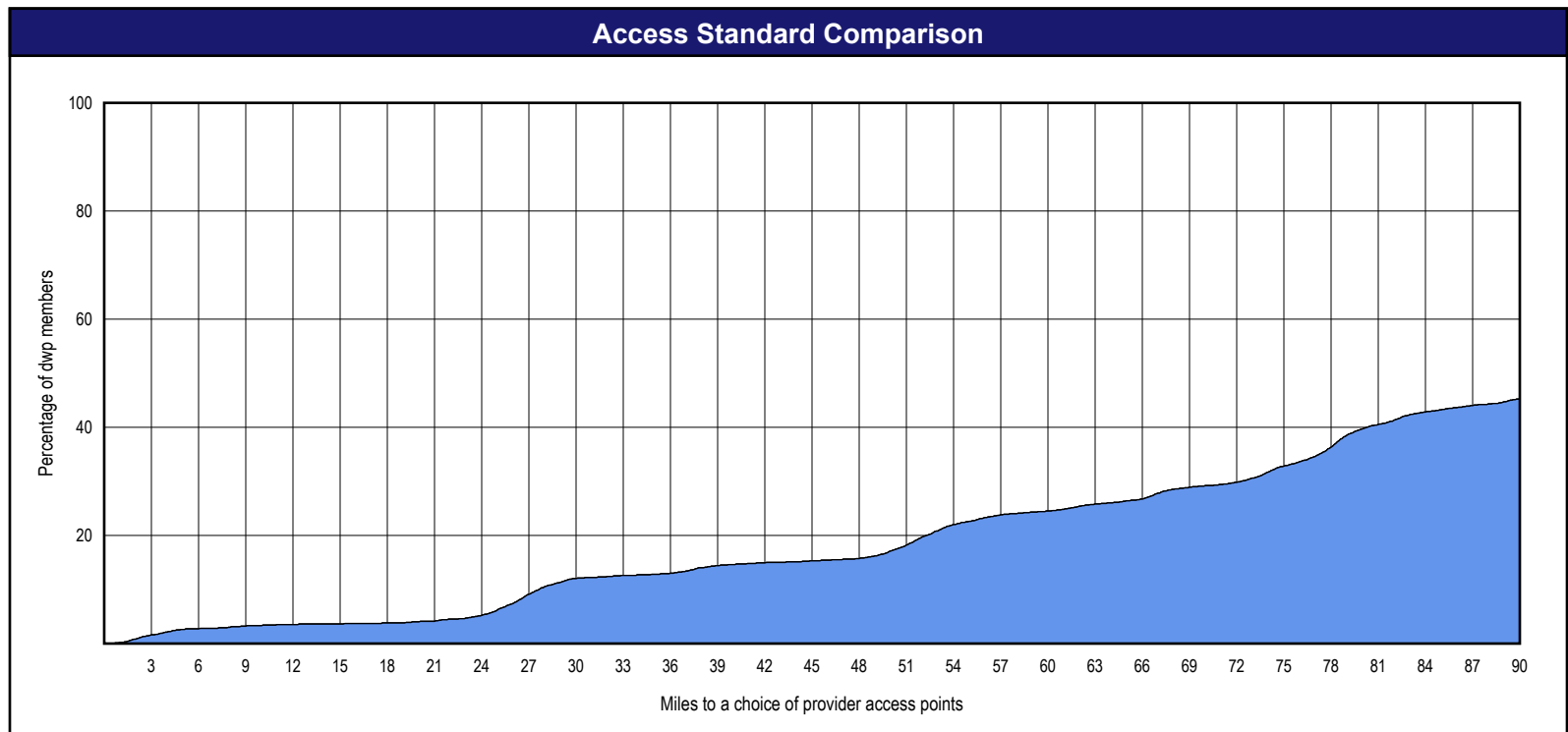
¹ The Access Standard is defined as (DWP Members (Iowa)) dwp members accessing:

1 (Periodontists (Iowa)) provider access points in 90 miles and 90 minutes



Distances/Times

	Average
Distance/Time to 1st closest provider access points	110.6 miles 166.8 mins
Distance/Time to 2nd closest provider access points	110.6 miles 166.8 mins
Distance/Time to 3rd closest provider access points	110.6 miles 166.8 mins



All Dentists Access Map

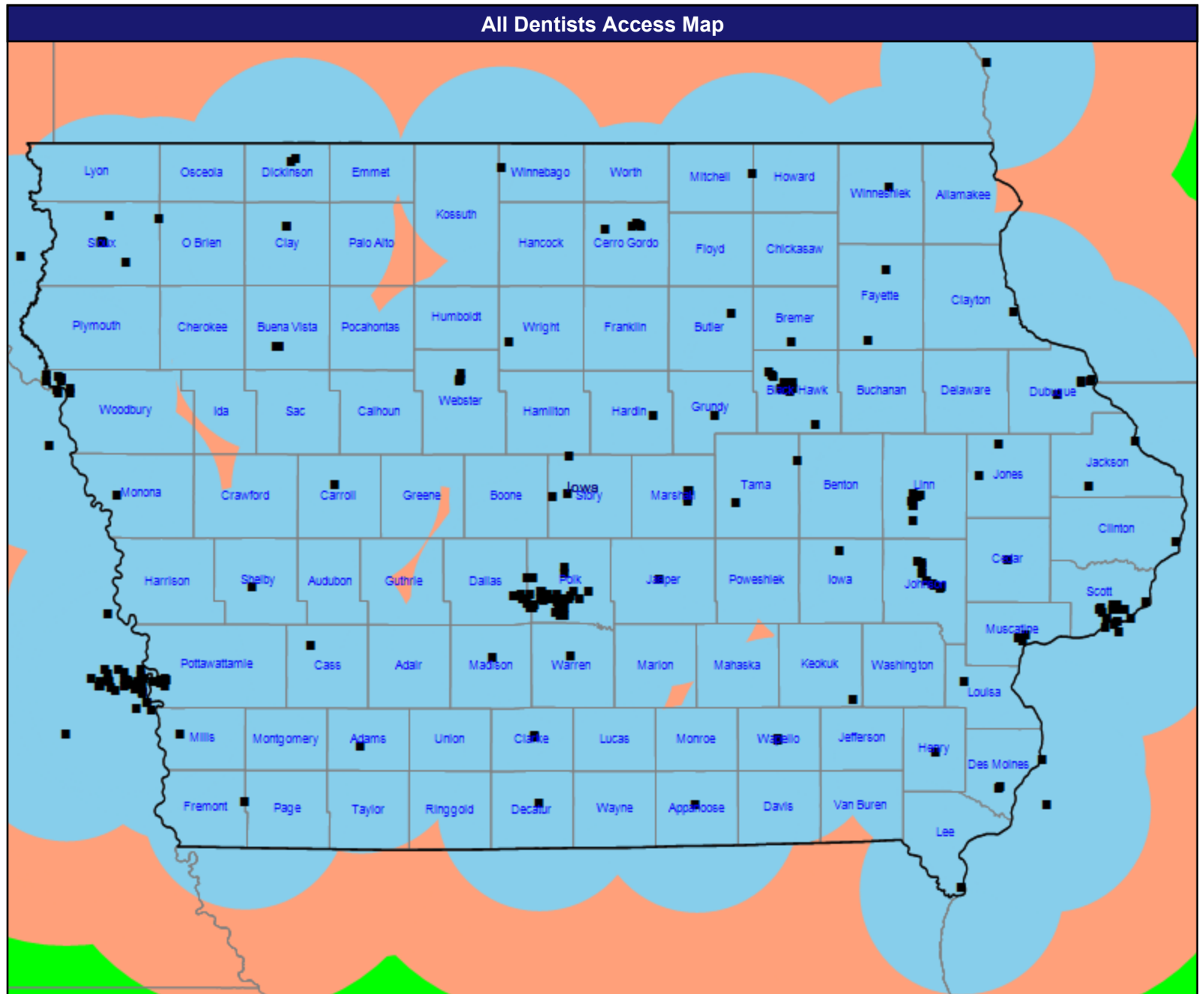
November 8, 2022

All Dentists

Total Providers: 1,116

- All provider access points
- 30 mile radius
- 60 mile radius
- 90 mile radius

41.42 miles



Endodontists Access Map

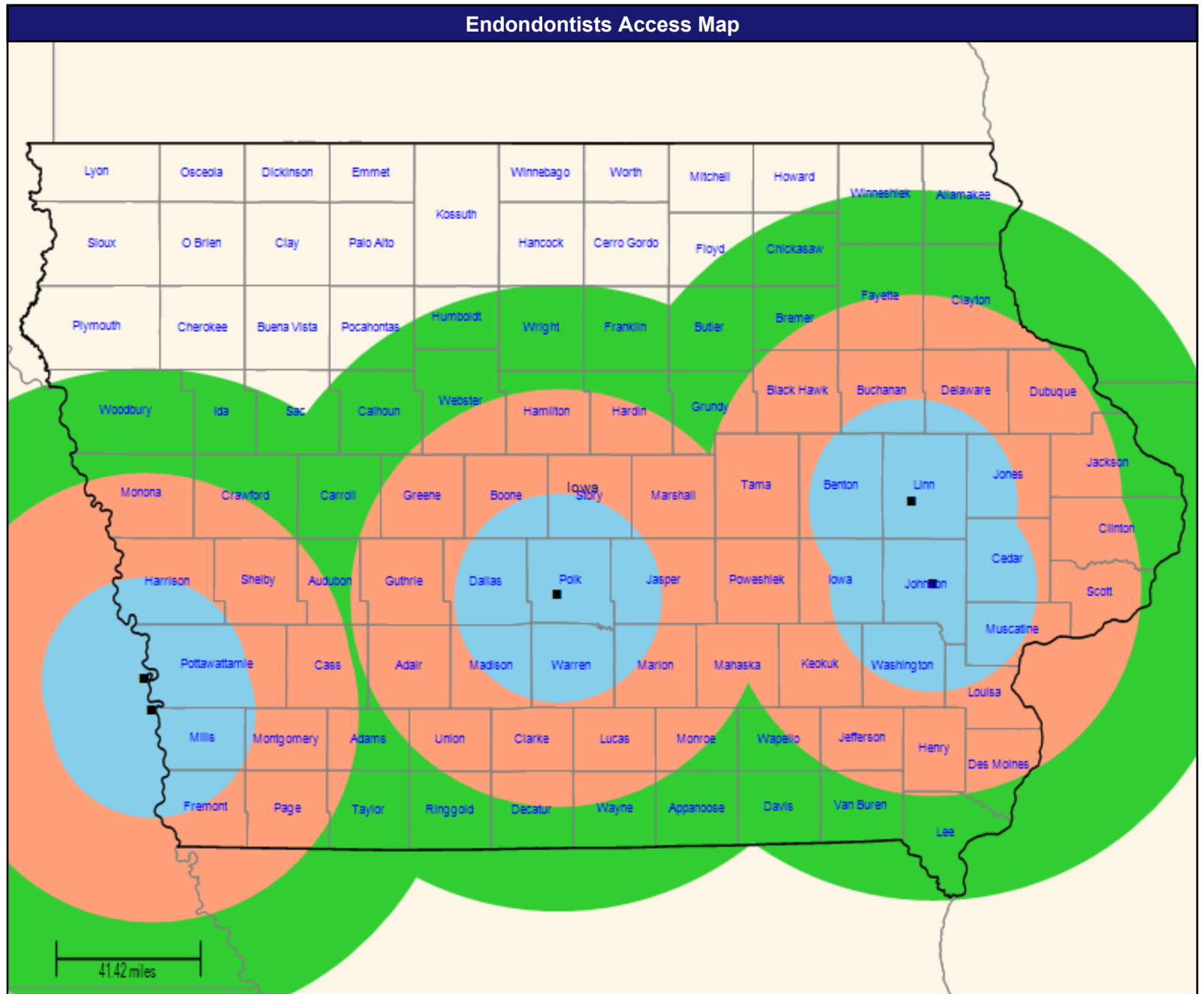
November 8, 2022

Endodontists

Total Providers: 15

- All provider access points
- 30 mile radius
- 60 mile radius
- 90 mile radius

41.42 miles



General Dentists Access Map

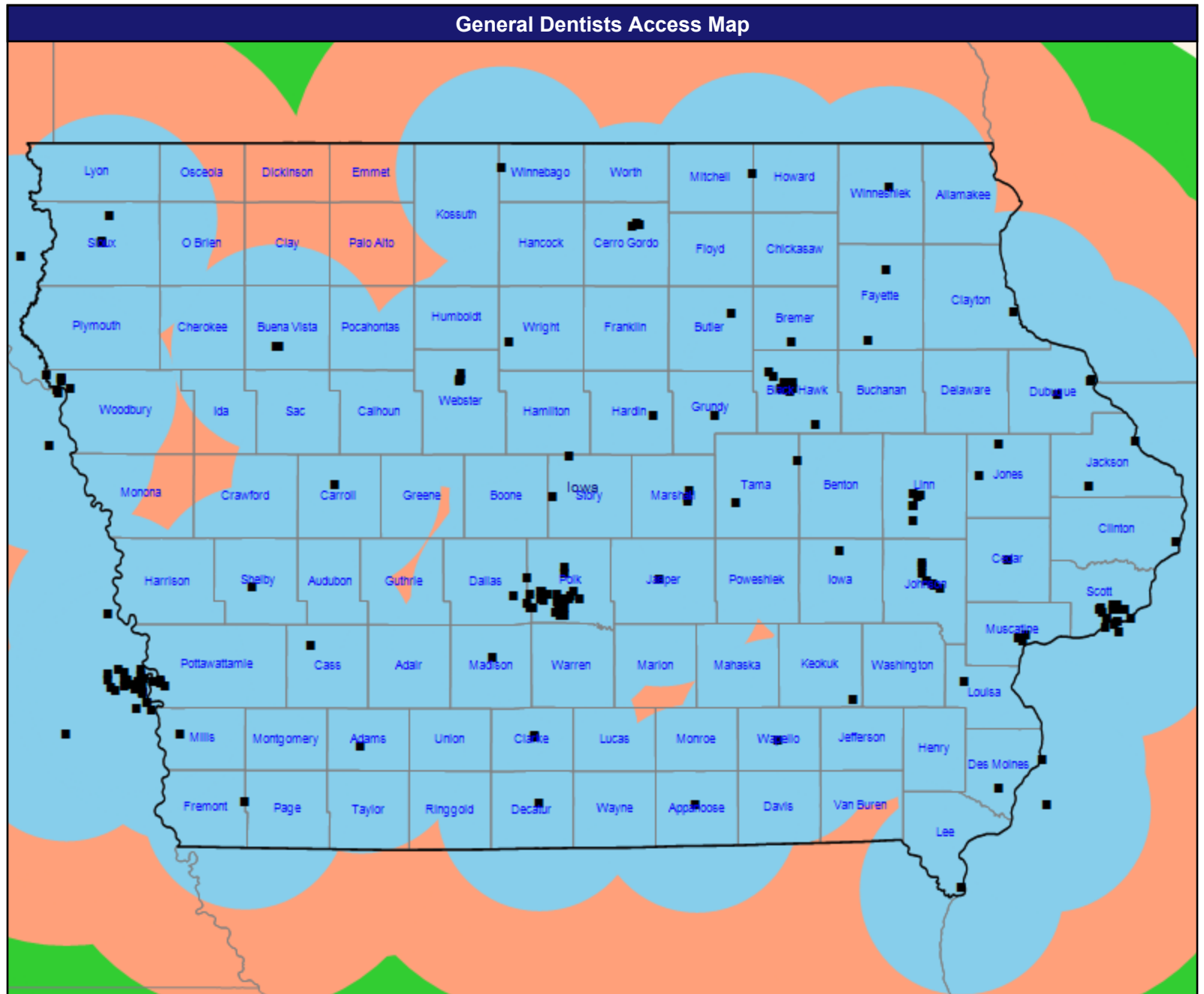
November 8, 2022

General Dentists

Total Providers: 760

- All provider access points
- 30 mile radius
- 60 mile radius
- 90 mile radius

41.42 miles



Oral Surgeons Access Map

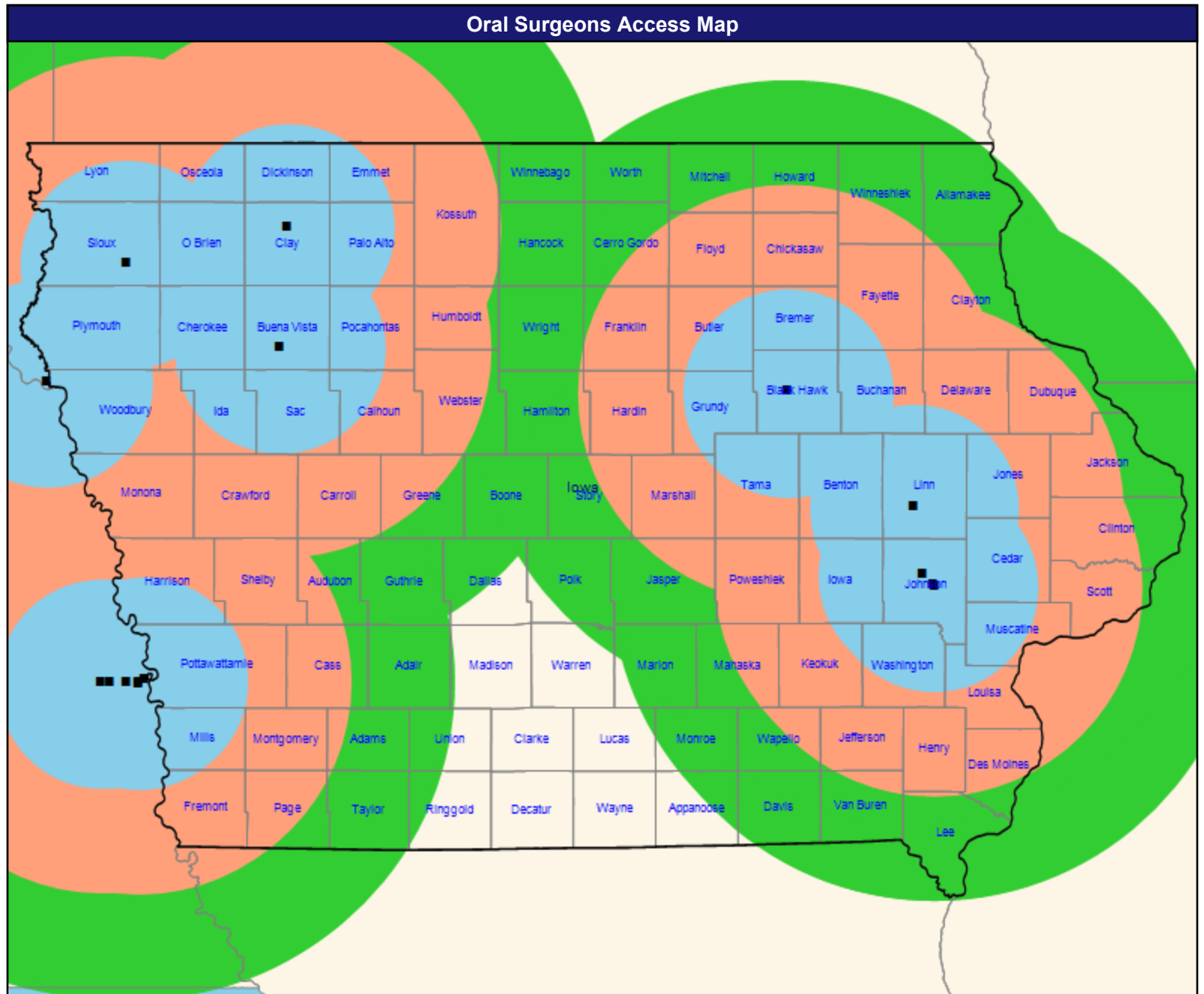
November 8, 2022

Oral Surgeons

Total Providers: 71

- All provider access points
- 30 mile radius
- 60 mile radius
- 90 mile radius

41.42 miles



Orthodontists Access Map

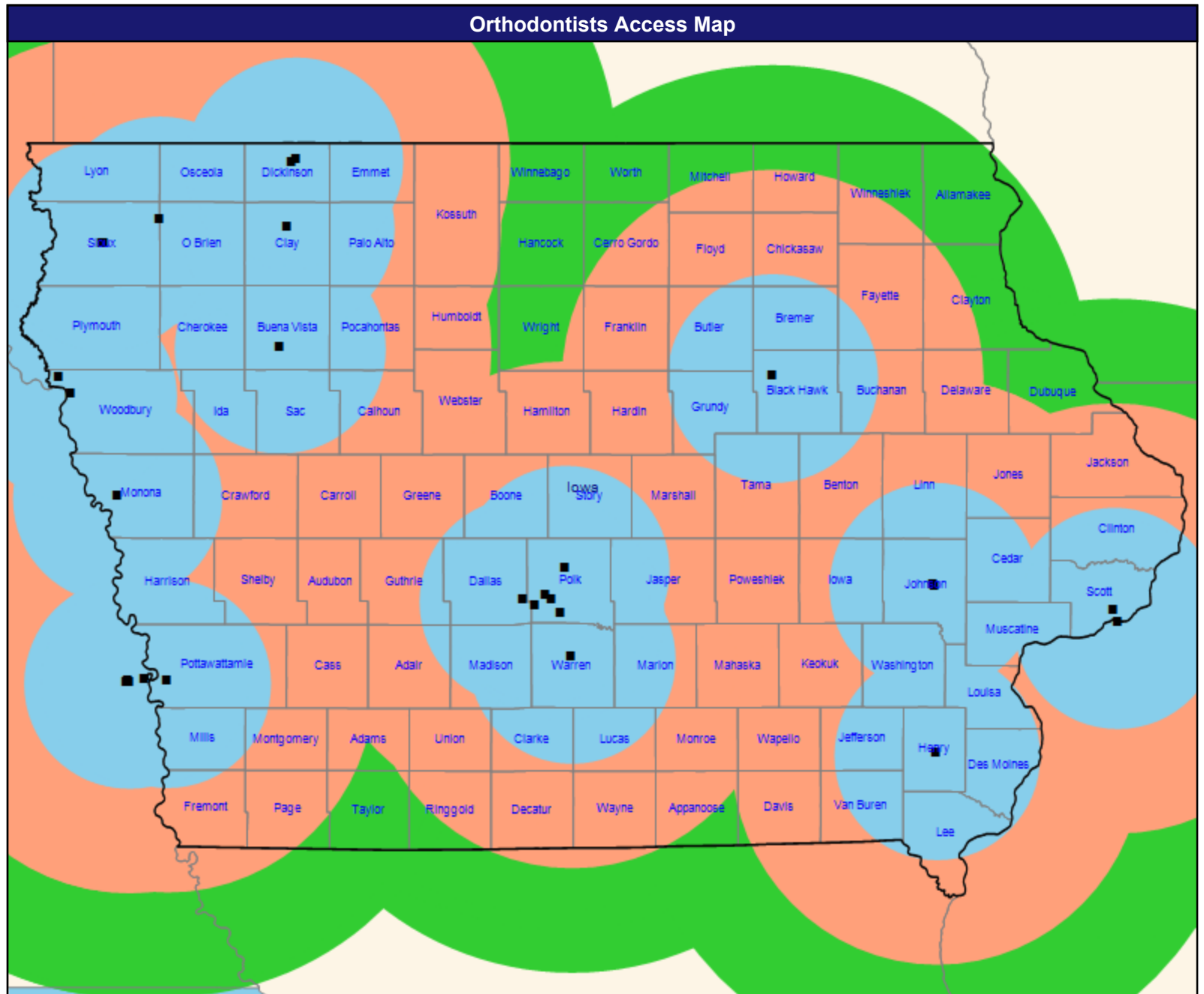
November 8, 2022

Orthodontists

Total Providers: 54

- All provider access points
- 30 mile radius
- 60 mile radius
- 90 mile radius

41.42 miles



Periodontists Access Map

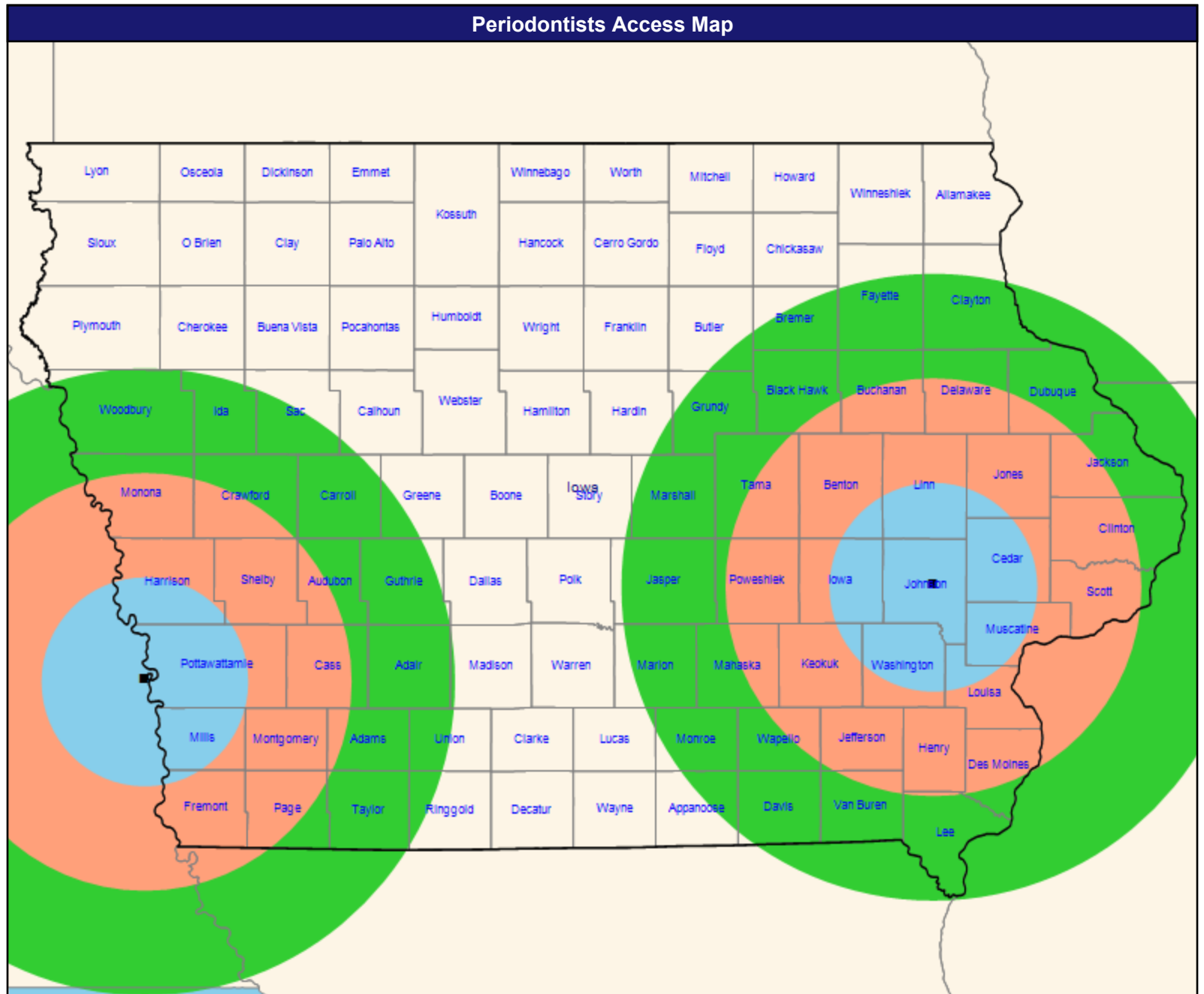
November 8, 2022

Periodontists

Total Providers: 17

- All provider access points
- 30 mile radius
- 60 mile radius
- 90 mile radius

41.42 miles



Prosthodontists Access Map

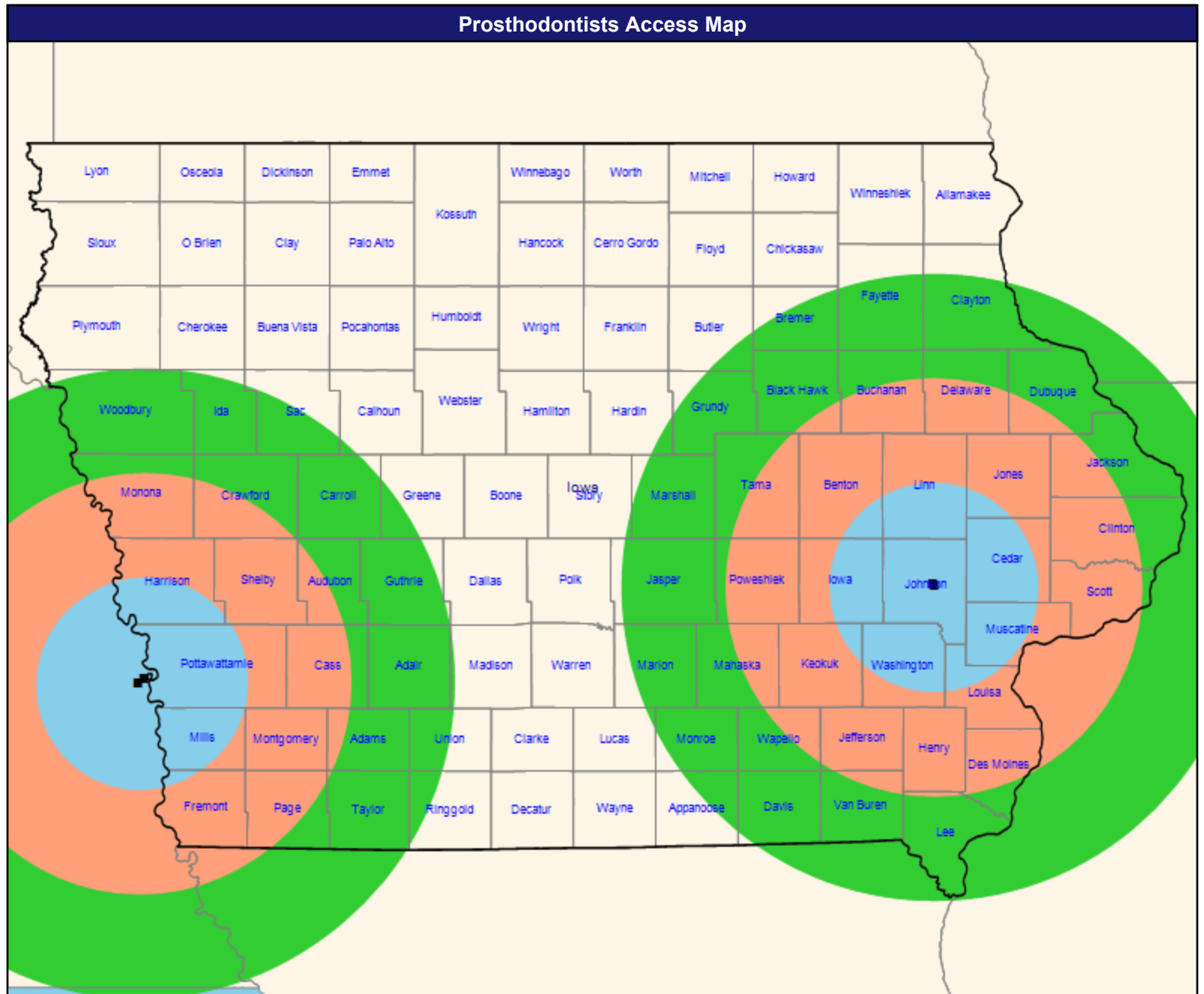
November 8, 2022

Prosthodontists

Total Providers: 25

- All provider access points
- 30 mile radius
- 60 mile radius
- 90 mile radius

41.42 miles



Prosthodontists Access Map

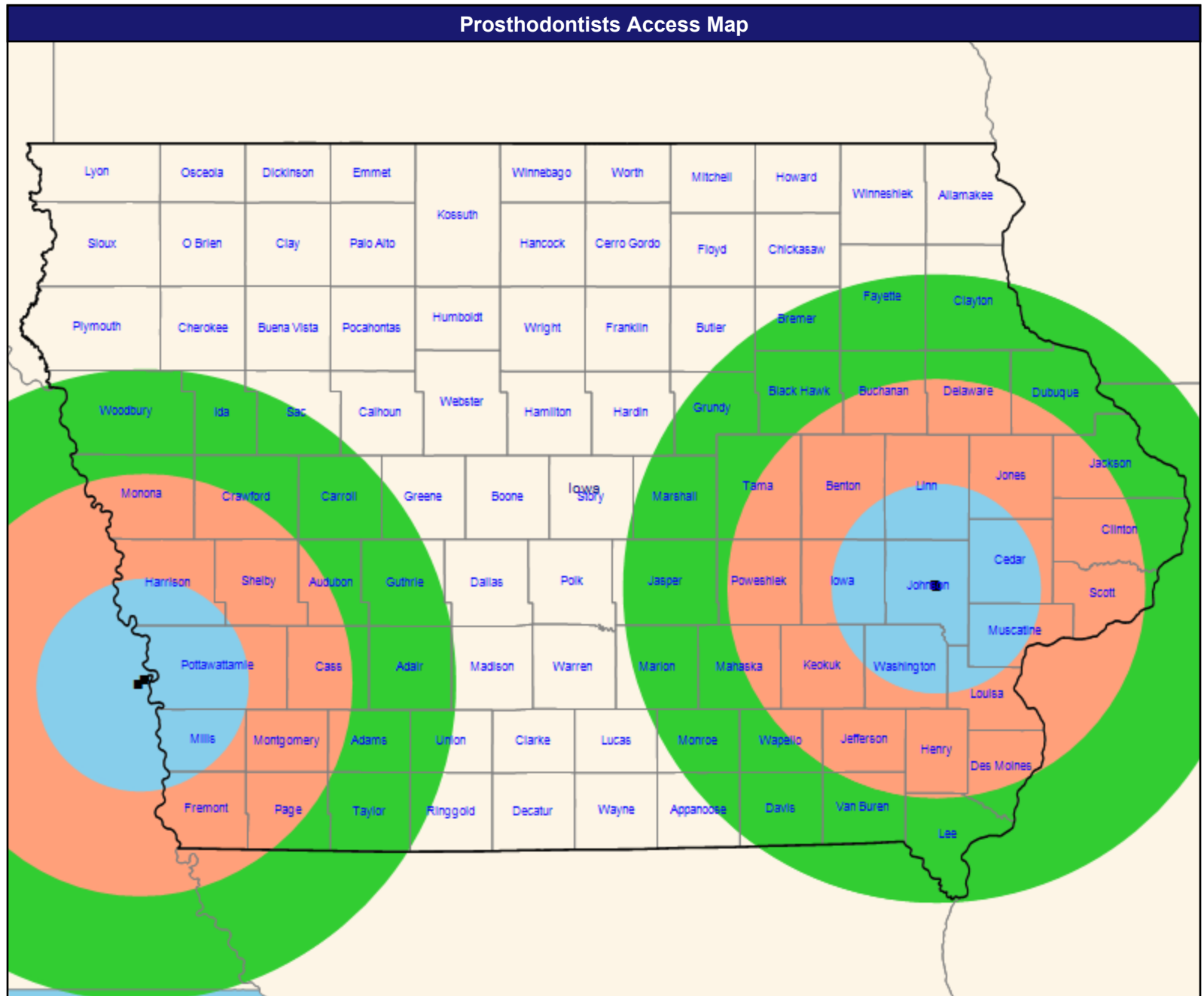
November 8, 2022

Prosthodontists

Total Providers: 25

- All provider access points
- 30 mile radius
- 60 mile radius
- 90 mile radius

41.42 miles



Access Summary By County

November 8, 2022

Access Analysis
 All Access
 DWP Member Group
 DWP Members (Iowa)
 Provider Group
 General Dentists (Iowa)
 Endodontists (Iowa)
 Oral Surgeons (Iowa)
 Orthodontists (Iowa)
 Periodontists (Iowa)
 Prosthodontists (Iowa)

¹ Provider counts represent:
 #: Provider access points
 P: Unique providers
 L: Unique provider locations

** These records have been excluded from the analysis because of invalid zip codes.

All DWP Members													
DWP Member		Provider		With Access		Without Access		Counts ¹			Average Distance		
Group	#	Group	Standard	#	%	#	%	#	P	L	1	2	3
DWP Members	287,892	General Dentists	1 in 30 miles and 30 m...	273,291	94.9	14,601	5.1	631	631	176	7.3	8.8	10.0
		General Dentists	1 in 60 miles and 60 m...	287,726	99.9	166	0.1	631	631	176	7.3	8.8	10.0
		General Dentists	1 in 90 miles and 90 m...	287,892	100.0	0	0.0	631	631	176	7.3	8.8	10.0
		Endodontists	1 in 30 miles and 30 m...	104,468	36.3	183,424	63.7	10	10	4	46.4	56.3	88.2
		Endodontists	1 in 60 miles and 60 m...	138,322	48.0	149,570	52.0	10	10	4	46.4	56.3	88.2
		Endodontists	1 in 90 miles and 90 m...	201,151	69.9	86,741	30.1	10	10	4	46.4	56.3	88.2
		Oral Surgeons	1 in 30 miles and 30 m...	87,544	30.4	200,348	69.6	65	65	13	52.4	62.8	66.1
		Oral Surgeons	1 in 60 miles and 60 m...	126,731	44.0	161,161	56.0	65	65	13	52.4	62.8	66.1
		Oral Surgeons	1 in 90 miles and 90 m...	197,636	68.6	90,256	31.4	65	65	13	52.4	62.8	66.1
		Orthodontists	1 in 30 miles and 30 m...	161,986	56.3	125,906	43.7	53	53	27	22.9	32.6	37.0
		Orthodontists	1 in 60 miles and 60 m...	259,550	90.2	28,342	9.8	53	53	27	22.9	32.6	37.0
		Orthodontists	1 in 90 miles and 90 m...	287,525	99.9	367	0.1	53	53	27	22.9	32.6	37.0
		Periodontists	1 in 30 miles and 30 m...	12,305	4.3	275,587	95.7	9	9	1	110.6	110.6	110.6
		Periodontists	1 in 60 miles and 60 m...	43,150	15.0	244,742	85.0	9	9	1	110.6	110.6	110.6
		Periodontists	1 in 90 miles and 90 m...	70,131	24.4	217,761	75.6	9	9	1	110.6	110.6	110.6
		Prosthodontists	1 in 30 miles and 30 m...	23,245	8.1	264,647	91.9	18	18	3	78.9	110.6	110.6
		Prosthodontists	1 in 60 miles and 60 m...	57,521	20.0	230,371	80.0	18	18	3	78.9	110.6	110.6
		Prosthodontists	1 in 90 miles and 90 m...	90,360	31.4	197,532	68.6	18	18	3	78.9	110.6	110.6

Key Geographic Areas											
County	DWP Member		Provider		With Access		Without Access		Average Distance		
	Group	#	Group	Standard	#	%	#	%	1	2	3
Polk, IA	DWP Members	50,485	Endodontists	1 in 60 miles and 60 mins	50,485	100.0	0	0.0	5.6	5.6	107.7
			Endodontists	1 in 90 miles and 90 mins	50,485	100.0	0	0.0	5.6	5.6	107.7
			General Dentists	1 in 30 miles and 30 mins	50,485	100.0	0	0.0	1.6	1.8	2.0
			General Dentists	1 in 60 miles and 60 mins	50,485	100.0	0	0.0	1.6	1.8	2.0
			General Dentists	1 in 90 miles and 90 mins	50,485	100.0	0	0.0	1.6	1.8	2.0
			Orthodontists	1 in 30 miles and 30 mins	50,485	100.0	0	0.0	3.9	4.4	4.6
			Orthodontists	1 in 60 miles and 60 mins	50,485	100.0	0	0.0	3.9	4.4	4.6
			Orthodontists	1 in 90 miles and 90 mins	50,485	100.0	0	0.0	3.9	4.4	4.6
			Endodontists	1 in 30 miles and 30 mins	50,460	99.9	25	0.1	5.6	5.6	107.7
			Oral Surgeons	1 in 30 miles and 30 mins	0	0.0	50,485	100.0	97.4	106.5	107.0
			Oral Surgeons	1 in 60 miles and 60 mins	0	0.0	50,485	100.0	97.4	106.5	107.0
			Oral Surgeons	1 in 90 miles and 90 mins	0	0.0	50,485	100.0	97.4	106.5	107.0
			Periodontists	1 in 30 miles and 30 mins	0	0.0	50,485	100.0	110.0	110.0	110.0
			Periodontists	1 in 60 miles and 60 mins	0	0.0	50,485	100.0	110.0	110.0	110.0
			Periodontists	1 in 90 miles and 90 mins	0	0.0	50,485	100.0	110.0	110.0	110.0
			Prosthodontists	1 in 30 miles and 30 mins	0	0.0	50,485	100.0	110.0	110.0	110.0
			Prosthodontists	1 in 60 miles and 60 mins	0	0.0	50,485	100.0	110.0	110.0	110.0