



# ***Network Analysis***

***Iowa Dental Wellness Plan***  
***MCNA Dental***

---

*April 3, 2023*

# Contents

## Report Contents

Access Overview - All Dentists (30 miles/30 minutes)	4
Access Overview - General Dentists (30 miles/30 minutes)	5
Access Overview - Primary Care Dentist (30 miles/30 minutes)	6
Access Overview - Orthodontists (30 miles/30 minutes)	7
Access Overview - Oral Surgeons (30 miles/30 minutes)	8
Access Overview - Periodontists (30 miles/30 minutes)	9
Access Overview - Endodontists (30 miles/30 minutes)	10
Access Overview - Prosthodontists (30 miles/30 minutes)	11
Access Overview - Pedodontists (30 miles/30 minutes)	12
Access Overview - All Dentists (60 miles/60 minutes)	13
Access Overview - General Dentists (60 miles/60 minutes)	14
Access Overview - Primary Care Dentist (60 miles/60 minutes)	15
Access Overview - Orthodontists (60 miles/60 minutes)	16
Access Overview - Oral Surgeons (60 miles/60 minutes)	17
Access Overview - Endodontists (60 miles/60 minutes)	18
Access Overview - Prosthodontists (60 miles/60 minutes)	19
Access Overview - Periodontists (60 miles/60 minutes)	20
Access Overview - Pedontists (60 miles/60 minutes)	21
Access Overview - All Dentists (90 miles/90 minutes)	22
Access Overview - General Dentists (90 miles/90 minutes)	23
Access Overview - Primary Care Dentist (90 miles/90 minutes)	24
Access Overview - Orthodontists (90 miles/90 minutes)	25
Access Overview - Oral Surgeons (90 miles/90 minutes)	26
Access Overview - Endodontists (90 miles/90 minutes)	27

# Contents

## Report Contents

Access Overview - Prosthodontists (90 miles/90 minutes)	28
Access Overview - Periodontists (90 miles/90 minutes)	29
Access Overview - Pedodontists (90 miles/90 minutes)	30
All Dentists Access Map	31
General Dentists Access Map	32
Primary Care Dentist Access Map	33
Endodontists Access Map	34
Oral Surgeons Access Map	35
Orthodontists Access Map	36
Periodontists Access Map	37
Prosthodontists Access Map	38
Prosthodontists Access Map	39
Access Summary By County	40
<small>DWP Members: General Dentists, DWP Members: General Dentists, DWP Members: General Dentists, DWP Members: Endodontists, DWP Members: Endodontists, DWP Members: Endodontists, DWP Members: Oral Surgeons, DWP Members: Oral Surgeons, DWP Members: Oral Surgeons, DWP Members: Orthodontists, DWP Members: Orthodontists, DWP Members: Orthodontists, DWP Members: Periodontists, DWP Members: Periodontists, DWP Members: Periodontists, DWP Members: Prosthodontists, DWP Members: Prosthodontists, DWP Members: Prosthodontists, DWP Members: Primary Care Dentist</small>	
Access Detail By County	41
<small>DWP Members: General Dentists, DWP Members: General Dentists, DWP Members: General Dentists, DWP Members: Endodontists, DWP Members: Endodontists, DWP Members: Endodontists, DWP Members: Oral Surgeons, DWP Members: Oral Surgeons, DWP Members: Oral Surgeons, DWP Members: Orthodontists, DWP Members: Orthodontists, DWP Members: Orthodontists, DWP Members: Periodontists, DWP Members: Periodontists, DWP Members: Periodontists, DWP Members: Prosthodontists, DWP Members: Prosthodontists, DWP Members: Prosthodontists, DWP Members: Primary Care Dentist</small>	

# Access Overview - All Dentists (30 miles/30 minutes)

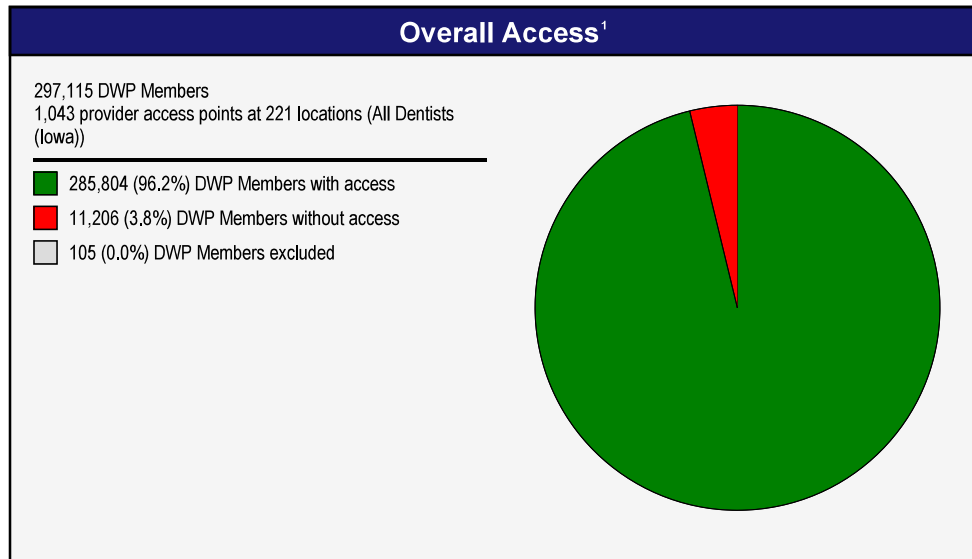
April 3, 2023

Access Analysis  
 All Dentists (30 miles/30 minutes)  
 DWP Member / Provider Access Points Groups  
 DWP Members (Iowa)  
 All Dentists (Iowa)

Comparison Graph  
 Percent of dwp members with access to a choice of provider access points over miles

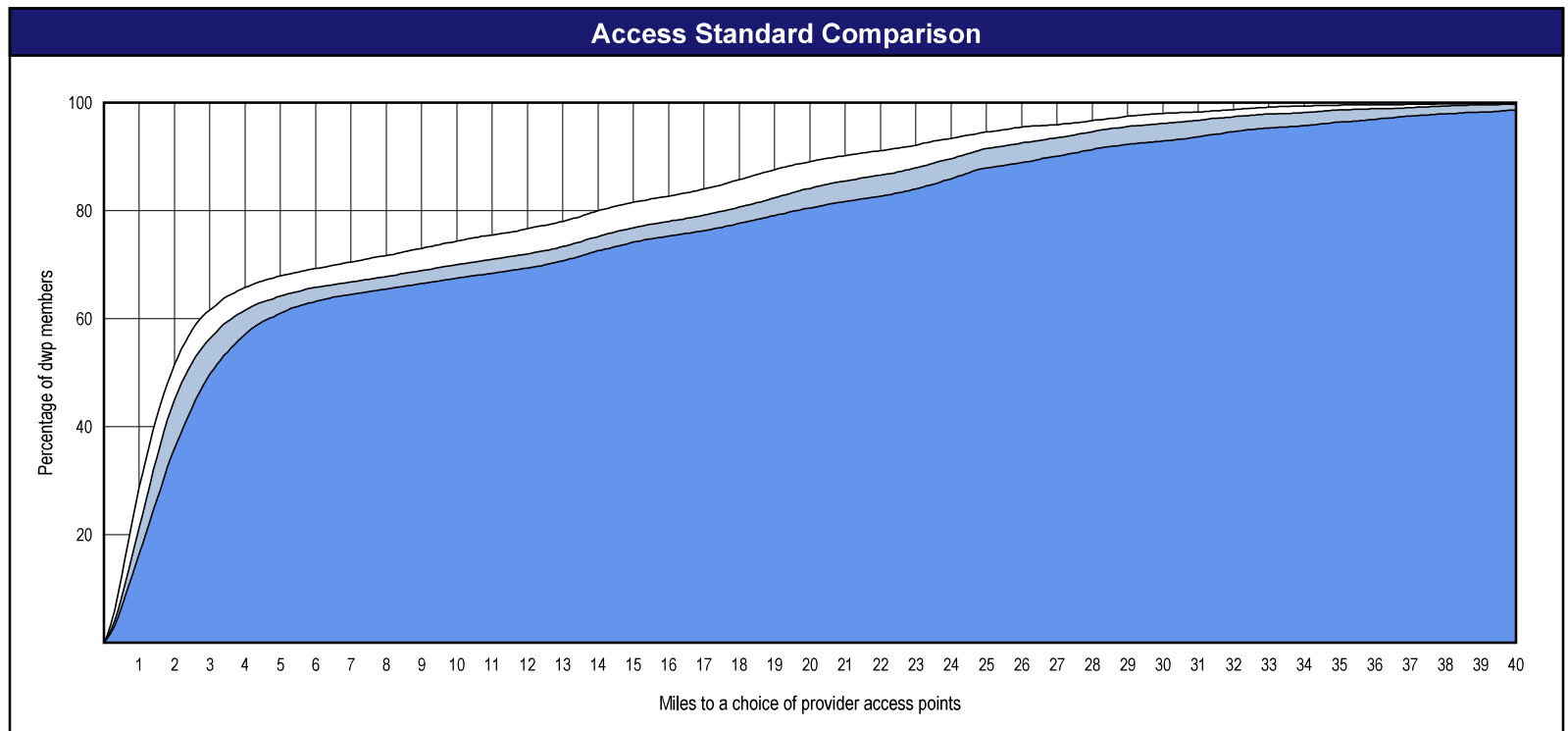
- 1st closest
- 2nd closest
- 3rd closest

<sup>1</sup> The Access Standard is defined as (DWP Members (Iowa)) dwp members accessing:  
 1 (All Dentists (Iowa)) provider access points in 30 miles and 30 minutes



### Distances/Times

	Average
Distance/Time to 1st closest provider access points	6.6 miles 7.3 mins
Distance/Time to 2nd closest provider access points	8.0 miles 8.9 mins
Distance/Time to 3rd closest provider access points	9.3 miles 10.4 mins



# Access Overview - General Dentists (30 miles/30 minutes)


April 3, 2023

Access Analysis  
 General Dentists (30 miles/30 minutes)  
 DWP Member / Provider Access Points Groups  
 DWP Members (Iowa)  
 General Dentists (Iowa)

Comparison Graph  
 Percent of dwp members with access to a choice of provider access points over miles

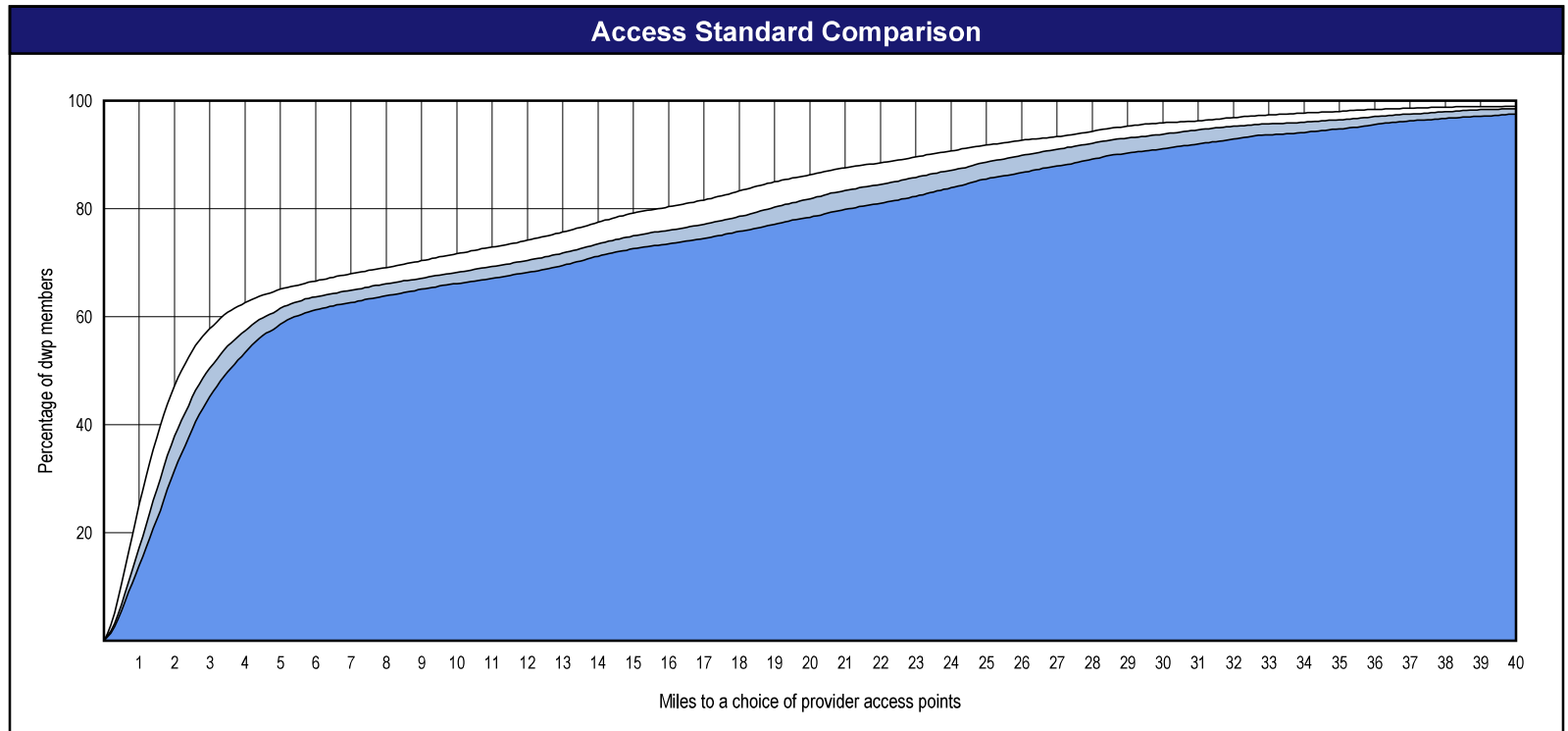
- 1st closest
- 2nd closest
- 3rd closest

<sup>1</sup> The Access Standard is defined as (DWP Members (Iowa)) dwp members accessing:  
 1 (General Dentists (Iowa)) provider access points in 30 miles and 30 minutes



### Distances/Times

	Average
Distance/Time to 1st closest provider access points	7.6 miles 8.5 mins
Distance/Time to 2nd closest provider access points	9.0 miles 10.1 mins
Distance/Time to 3rd closest provider access points	10.2 miles 11.4 mins



# Access Overview - Primary Care Dentist (30 miles/30 minutes)

April 3, 2023

**Access Analysis**

Primary Care Dentist (30 miles/30 minutes)

**DWP Member / Provider Access Points Groups**

- DWP Members (Iowa)
- Primary Care Dentist (Iowa)


**Comparison Graph**

Percent of dwp members with access to a choice of provider access points over miles

- 1st closest
- 2nd closest
- 3rd closest

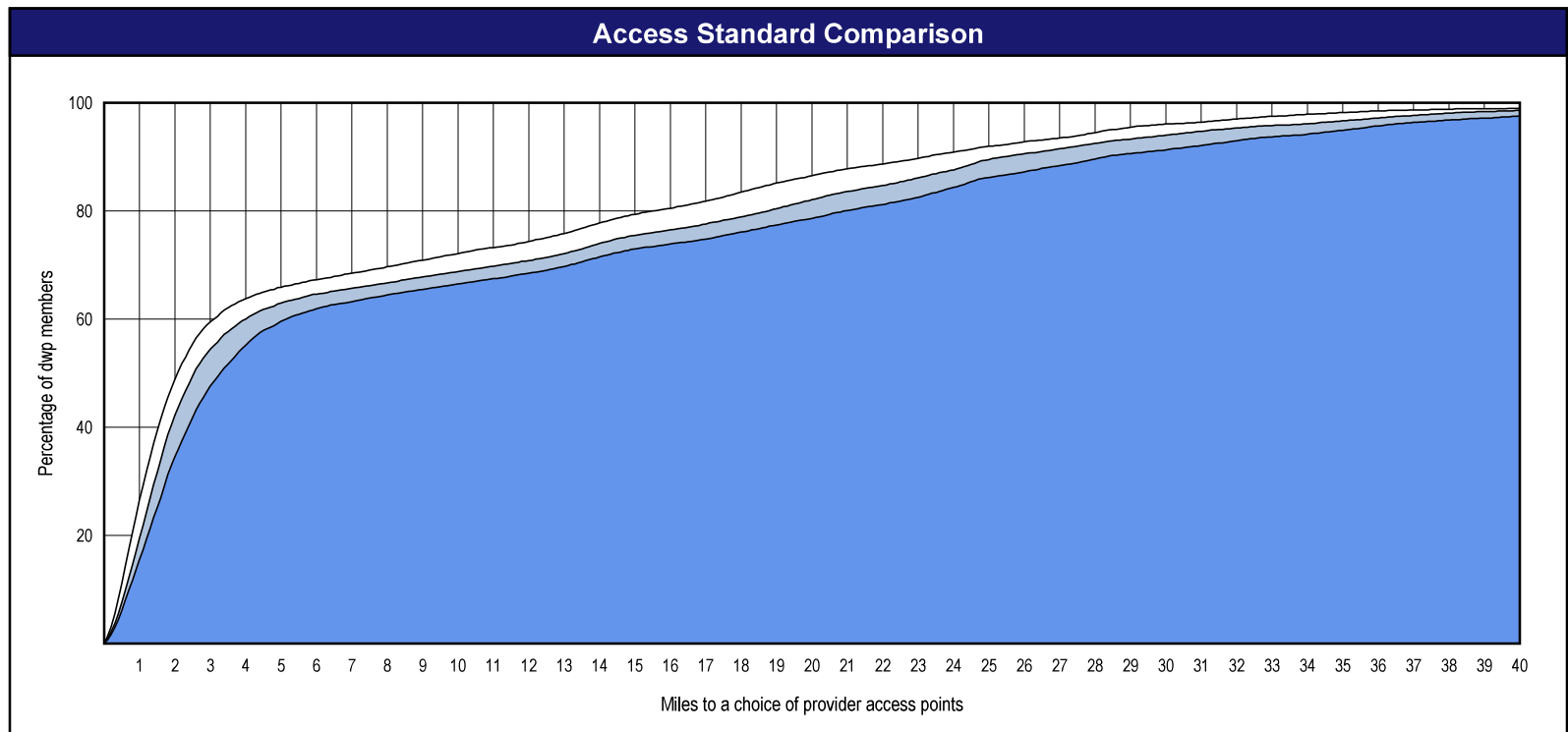
<sup>1</sup> The Access Standard is defined as (DWP Members (Iowa)) dwp members accessing:

1 (Primary Care Dentist (Iowa)) provider access points in 30 miles and 30 minutes



### Distances/Times

	Average
Distance/Time to 1st closest provider access points	7.5 miles 8.3 mins
Distance/Time to 2nd closest provider access points	8.8 miles 9.8 mins
Distance/Time to 3rd closest provider access points	10.0 miles 11.1 mins



# Access Overview - Orthodontists (30 miles/30 minutes)

April 3, 2023

Access Analysis  
Orthodontists (30 miles/30 minutes)

DWP Member / Provider Access Points Groups

- DWP Members (Iowa)
- Orthodontists (Iowa)

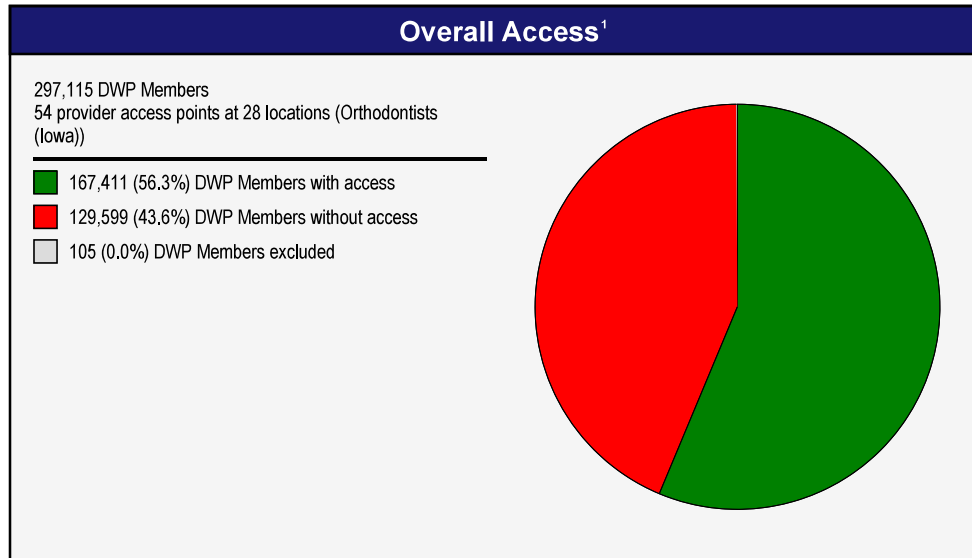
Comparison Graph

Percent of dwp members with access to a choice of provider access points over miles

- 1st closest
- 2nd closest
- 3rd closest

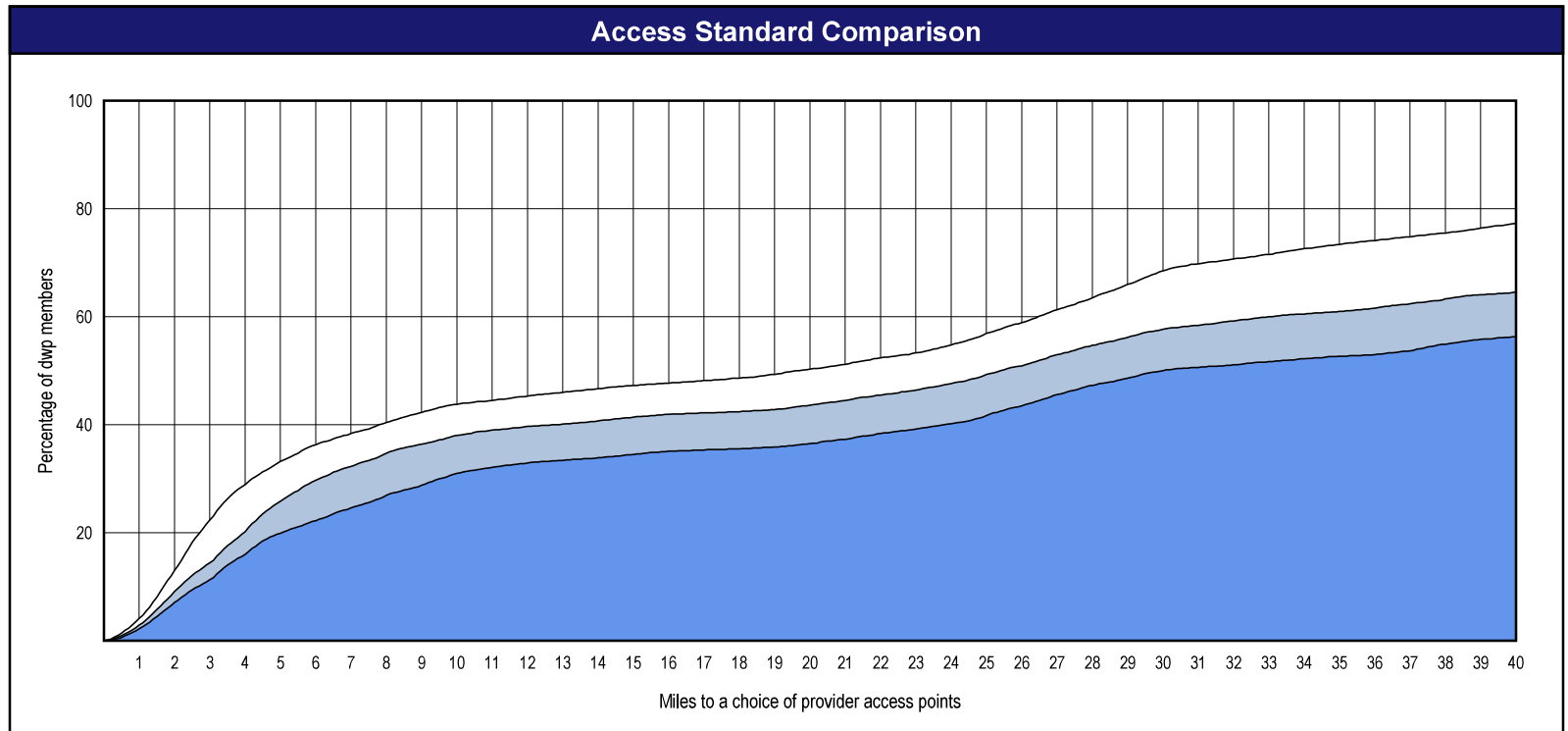
<sup>1</sup> The Access Standard is defined as (DWP Members (Iowa)) dwp members accessing:

1 (Orthodontists (Iowa)) provider access points in 30 miles and 30 minutes



### Distances/Times

	Average
Distance/Time to 1st closest provider access points	22.9 miles 26.8 mins
Distance/Time to 2nd closest provider access points	32.3 miles 40.8 mins
Distance/Time to 3rd closest provider access points	36.9 miles 48.8 mins




# Access Overview - Oral Surgeons (30 miles/30 minutes)

April 3, 2023

Access Analysis  
 Oral Surgeons (30 miles/30 minutes)  
 DWP Member / Provider Access Points Groups  
 DWP Members (Iowa)  
 Oral Surgeons (Iowa)

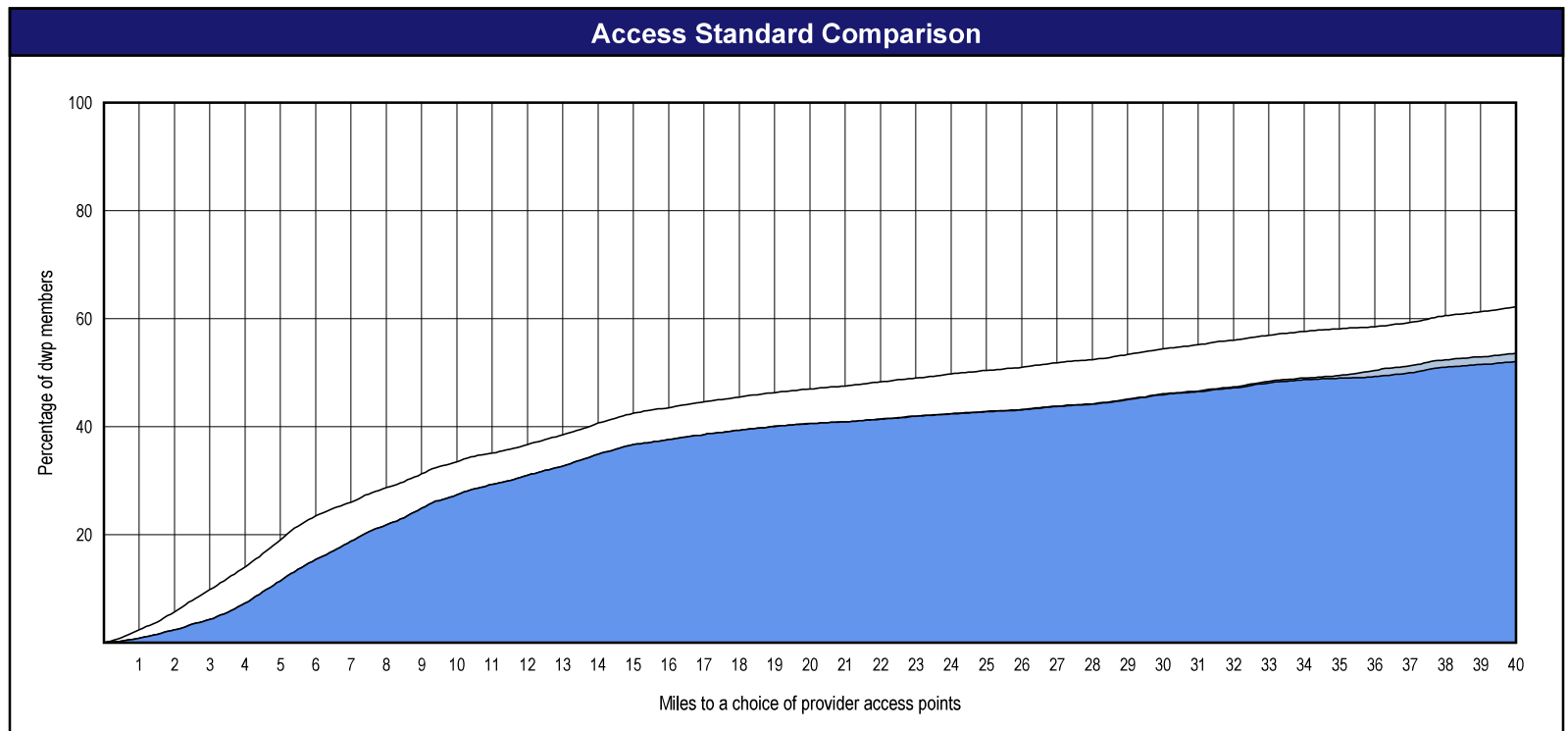
Comparison Graph  
 Percent of dwp members with access to a choice of provider access points over miles  
 1st closest  
 2nd closest  
 3rd closest

<sup>1</sup> The Access Standard is defined as (DWP Members (Iowa)) dwp members accessing:  
 1 (Oral Surgeons (Iowa)) provider access points in 30 miles and 30 minutes



### Distances/Times

	Average
Distance/Time to 1st closest provider access points	30.9 miles 37.5 mins
Distance/Time to 2nd closest provider access points	37.2 miles 44.4 mins
Distance/Time to 3rd closest provider access points	38.3 miles 45.7 mins





# Access Overview - Periodontists (30 miles/30 minutes)

April 3, 2023

Access Analysis  
Periodontists (30 miles/30 minutes)

DWP Member / Provider Access Points  
Groups

- DWP Members (Iowa)
- Periodontists (Iowa)


Comparison Graph

Percent of dwp members with access to a choice of provider access points over miles

- 1st closest
- 2nd closest
- 3rd closest

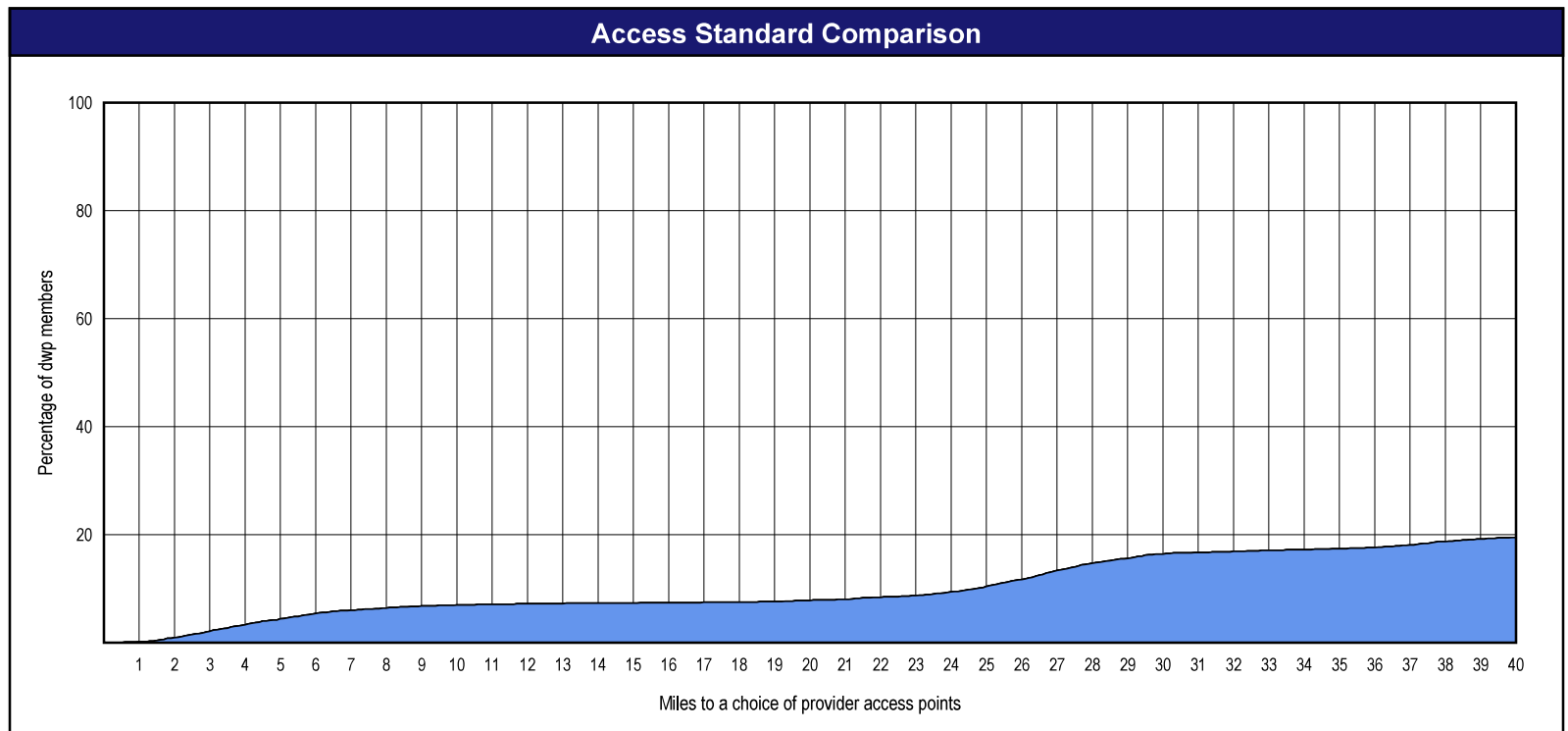
<sup>1</sup> The Access Standard is defined as (DWP Members (Iowa)) dwp members accessing:

1 (Periodontists (Iowa)) provider access points in 30 miles and 30 minutes



### Distances/Times

	Average
Distance/Time to 1st closest provider access points	78.8 miles 119.2 mins
Distance/Time to 2nd closest provider access points	78.8 miles 119.2 mins
Distance/Time to 3rd closest provider access points	78.8 miles 119.2 mins



# Access Overview - Endodontists (30 miles/30 minutes)

April 3, 2023

Access Analysis  
Endodontists (30 miles/30 minutes)

DWP Member / Provider Access Points Groups

- DWP Members (Iowa)
- Endodontists (Iowa)


Comparison Graph

Percent of dwp members with access to a choice of provider access points over miles

- 1st closest
- 2nd closest
- 3rd closest

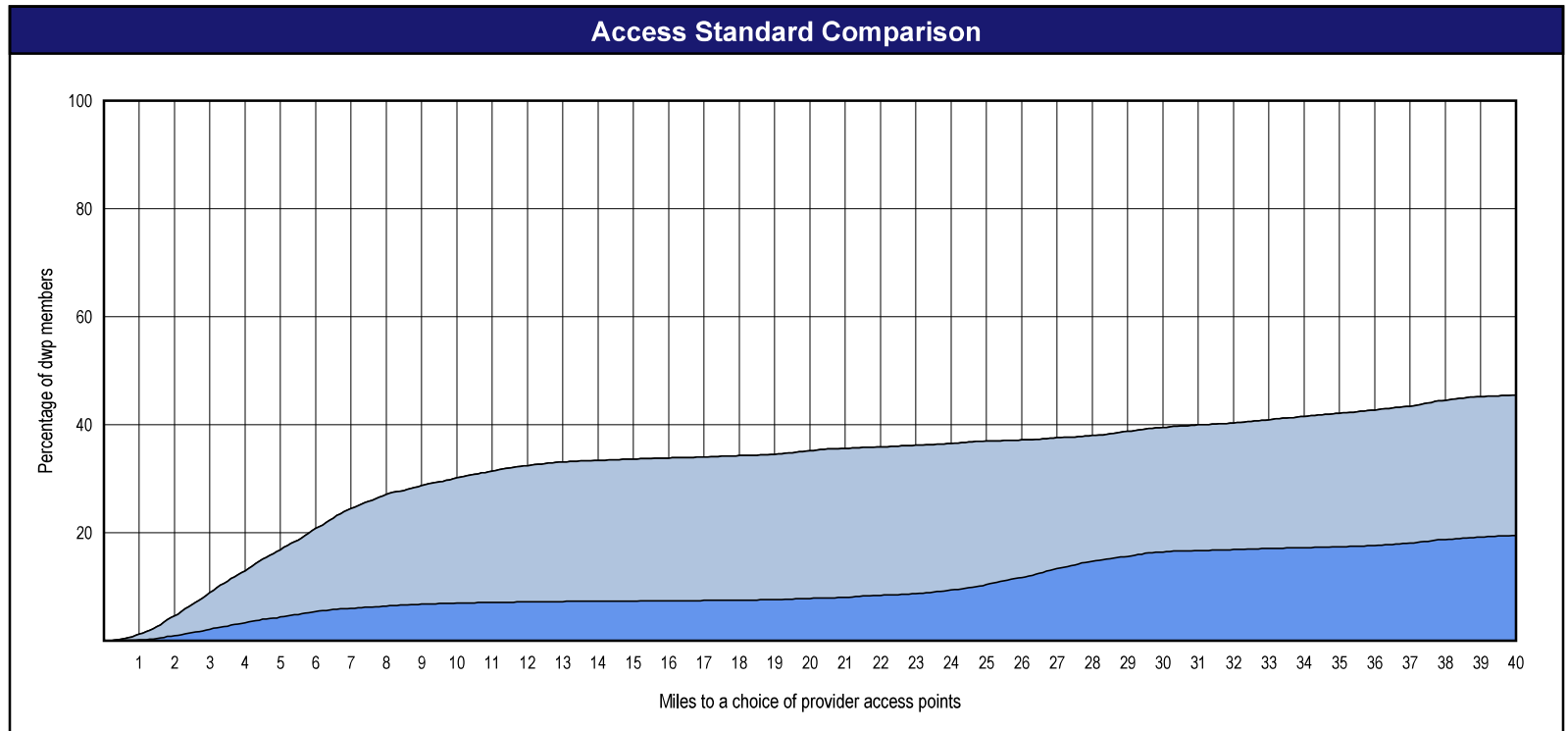
<sup>1</sup> The Access Standard is defined as (DWP Members (Iowa)) dwp members accessing:

1 (Endodontists (Iowa)) provider access points in 30 miles and 30 minutes



### Distances/Times

	Average
Distance/Time to 1st closest provider access points	45.5 miles 63.7 mins
Distance/Time to 2nd closest provider access points	45.5 miles 63.7 mins
Distance/Time to 3rd closest provider access points	77.2 miles 108.2 mins




# Access Overview - Prosthodontists (30 miles/30 minutes)

April 3, 2023

Access Analysis  
 Prosthodontists (30 miles/30 minutes)  
 DWP Member / Provider Access Points Groups  
 DWP Members (Iowa)  
 Prosthodontists (Iowa)

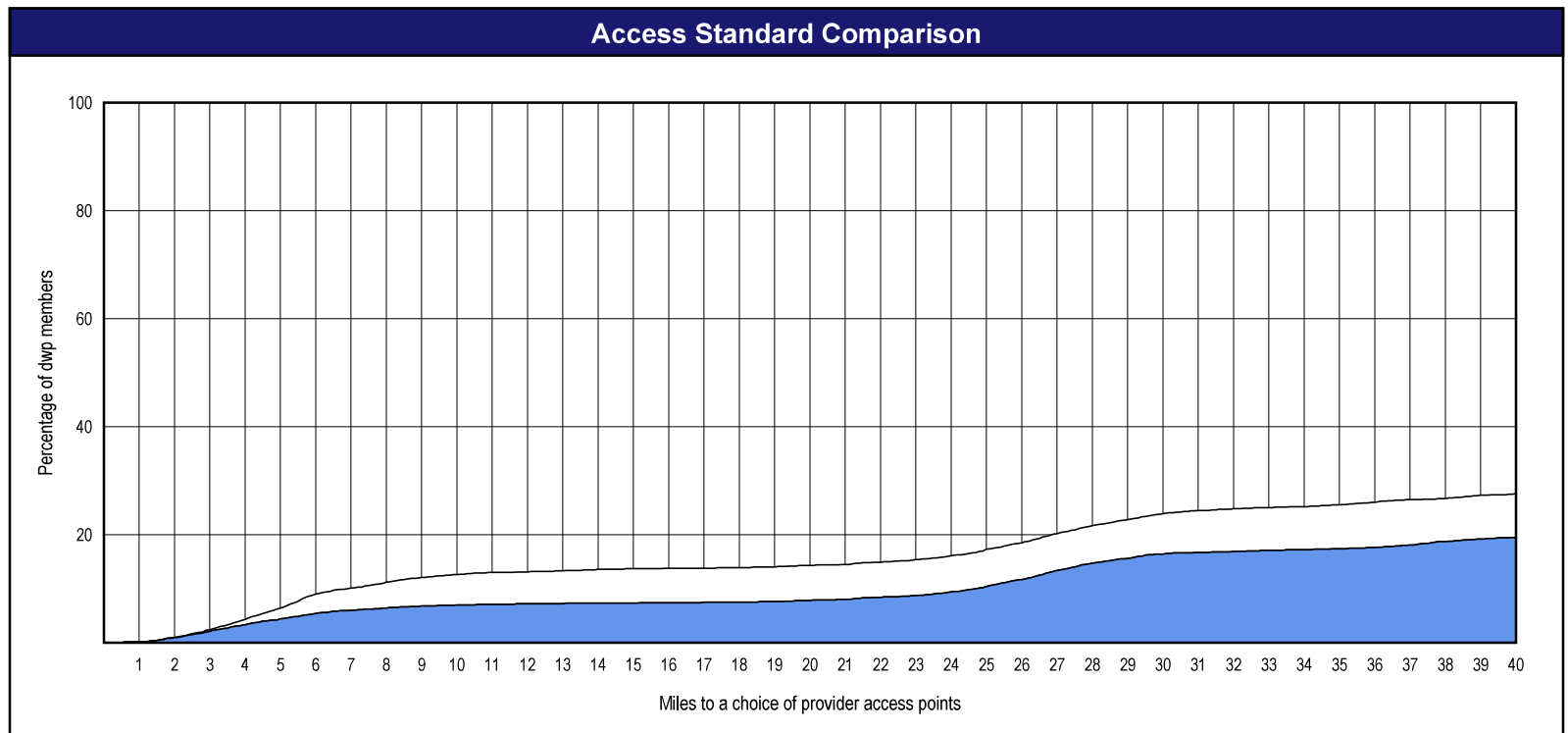
Comparison Graph  
 Percent of dwp members with access to a choice of provider access points over miles  
 1st closest  
 2nd closest  
 3rd closest

<sup>1</sup> The Access Standard is defined as (DWP Members (Iowa)) dwp members accessing:  
 1 (Prosthodontists (Iowa)) provider access points in 30 miles and 30 minutes



### Distances/Times

	Average
Distance/Time to 1st closest provider access points	74.8 miles 112.0 mins
Distance/Time to 2nd closest provider access points	78.8 miles 119.2 mins
Distance/Time to 3rd closest provider access points	78.8 miles 119.2 mins



# Access Overview - Pedodontists (30 miles/30 minutes)

April 3, 2023

Access Analysis  
Pedodontists (30 miles/30 minutes)

DWP Member / Provider Access Points Groups

- DWP Members (Iowa)
- Pedodontists (Iowa)

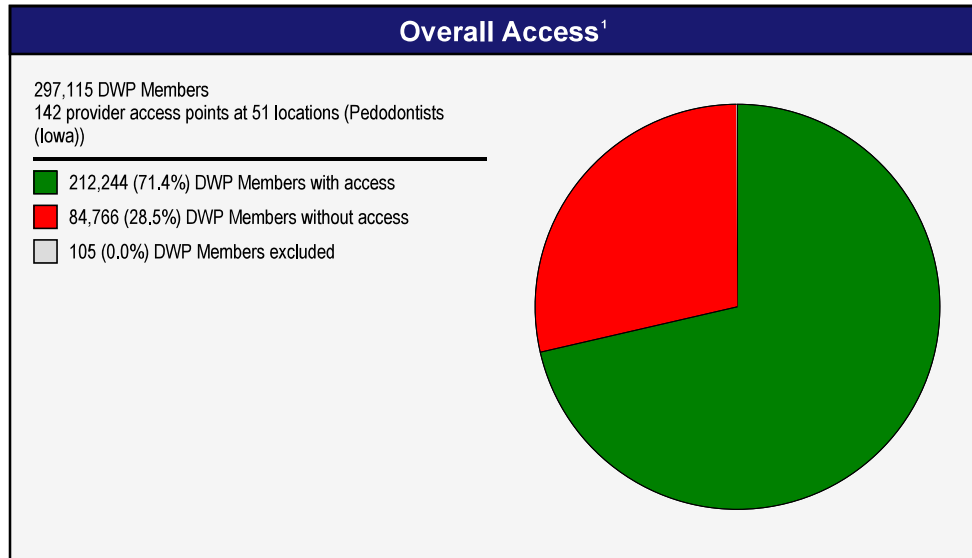
Comparison Graph

Percent of dwp members with access to a choice of provider access points over miles

- 1st closest
- 2nd closest
- 3rd closest

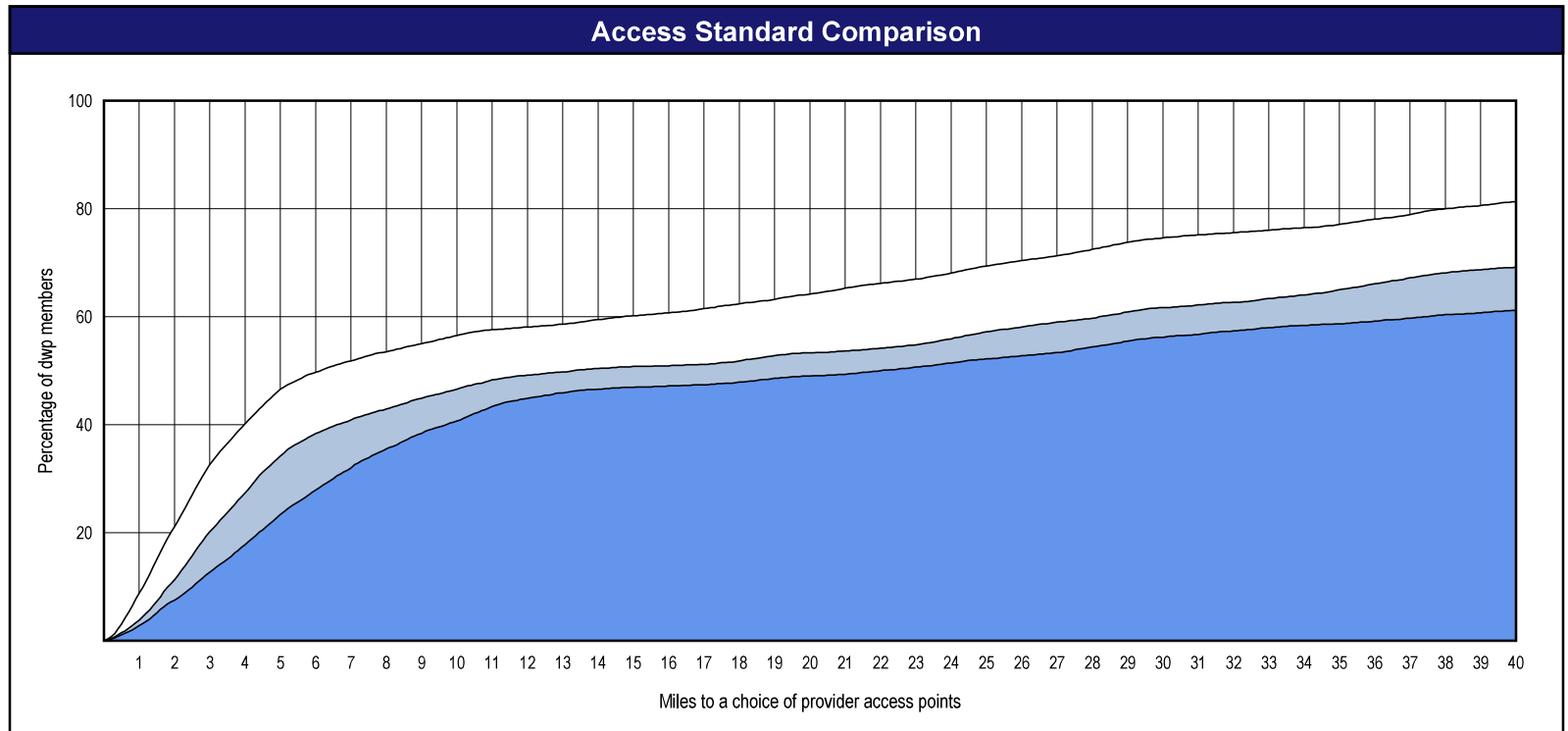
<sup>1</sup> The Access Standard is defined as (DWP Members (Iowa)) dwp members accessing:

1 (Pedodontists (Iowa)) provider access points in 30 miles and 30 minutes



### Distances/Times

	Average
Distance/Time to 1st closest provider access points	18.3 miles 20.5 mins
Distance/Time to 2nd closest provider access points	25.8 miles 29.1 mins
Distance/Time to 3rd closest provider access points	30.9 miles 34.8 mins



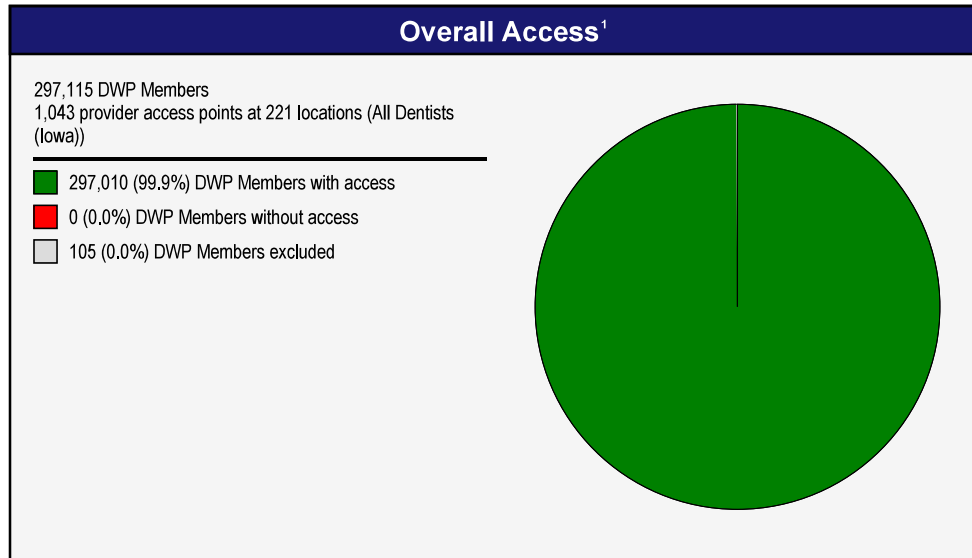
# Access Overview - All Dentists (60 miles/60 minutes)

April 3, 2023

Access Analysis  
 All Dentists (60 miles/60 minutes)  
 DWP Member / Provider Access Points Groups  
 DWP Members (Iowa)  
 All Dentists (Iowa)

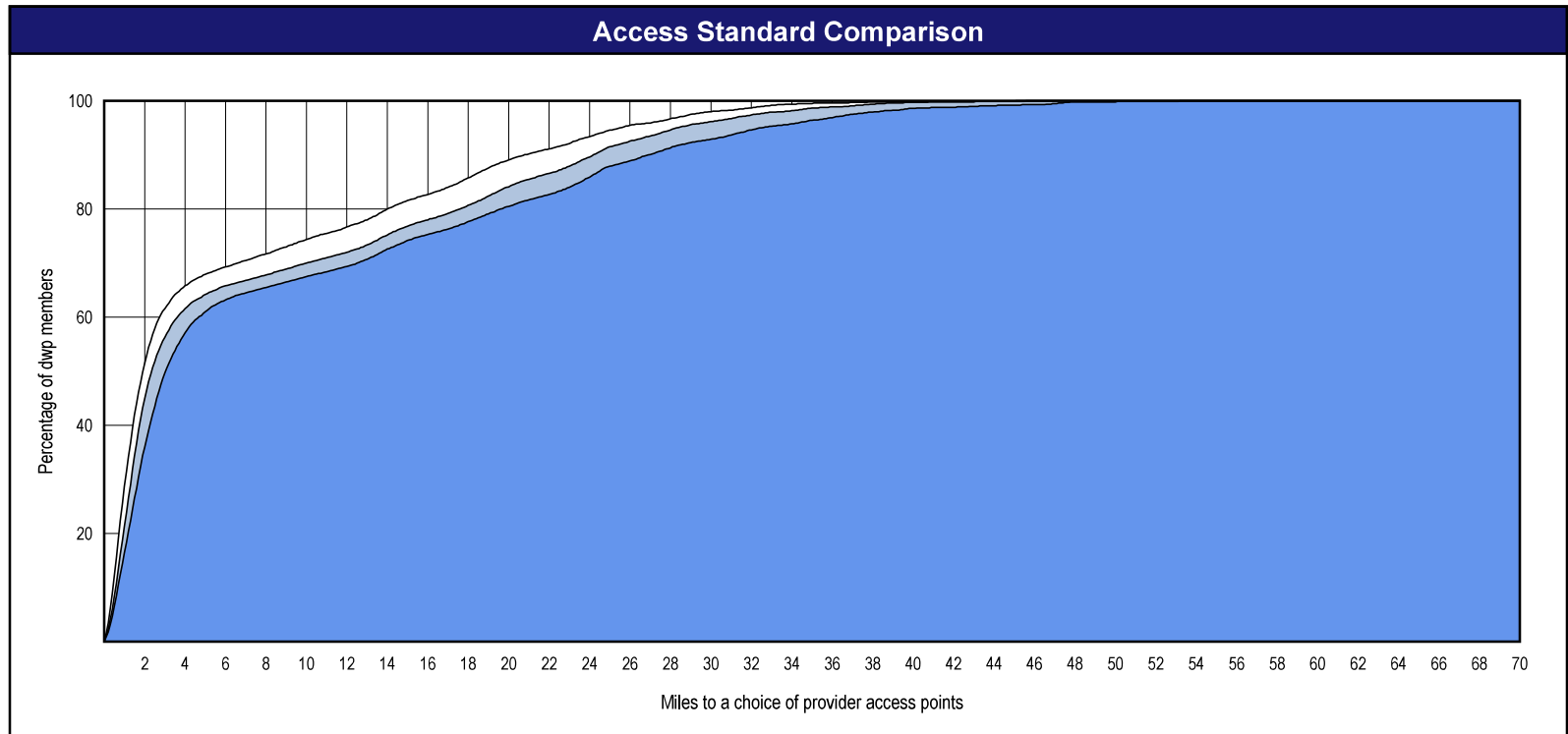
Comparison Graph  
 Percent of dwp members with access to a choice of provider access points over miles  
 1st closest  
 2nd closest  
 3rd closest

<sup>1</sup> The Access Standard is defined as (DWP Members (Iowa)) dwp members accessing:  
 1 (All Dentists (Iowa)) provider access points in 60 miles and 60 minutes



### Distances/Times

	Average
Distance/Time to 1st closest provider access points	6.6 miles 7.3 mins
Distance/Time to 2nd closest provider access points	8.0 miles 8.9 mins
Distance/Time to 3rd closest provider access points	9.3 miles 10.4 mins




# Access Overview - General Dentists (60 miles/60 minutes)

April 3, 2023

Access Analysis  
 General Dentists (60 miles/60 minutes)  
 DWP Member / Provider Access Points Groups  
 DWP Members (Iowa)  
 General Dentists (Iowa)

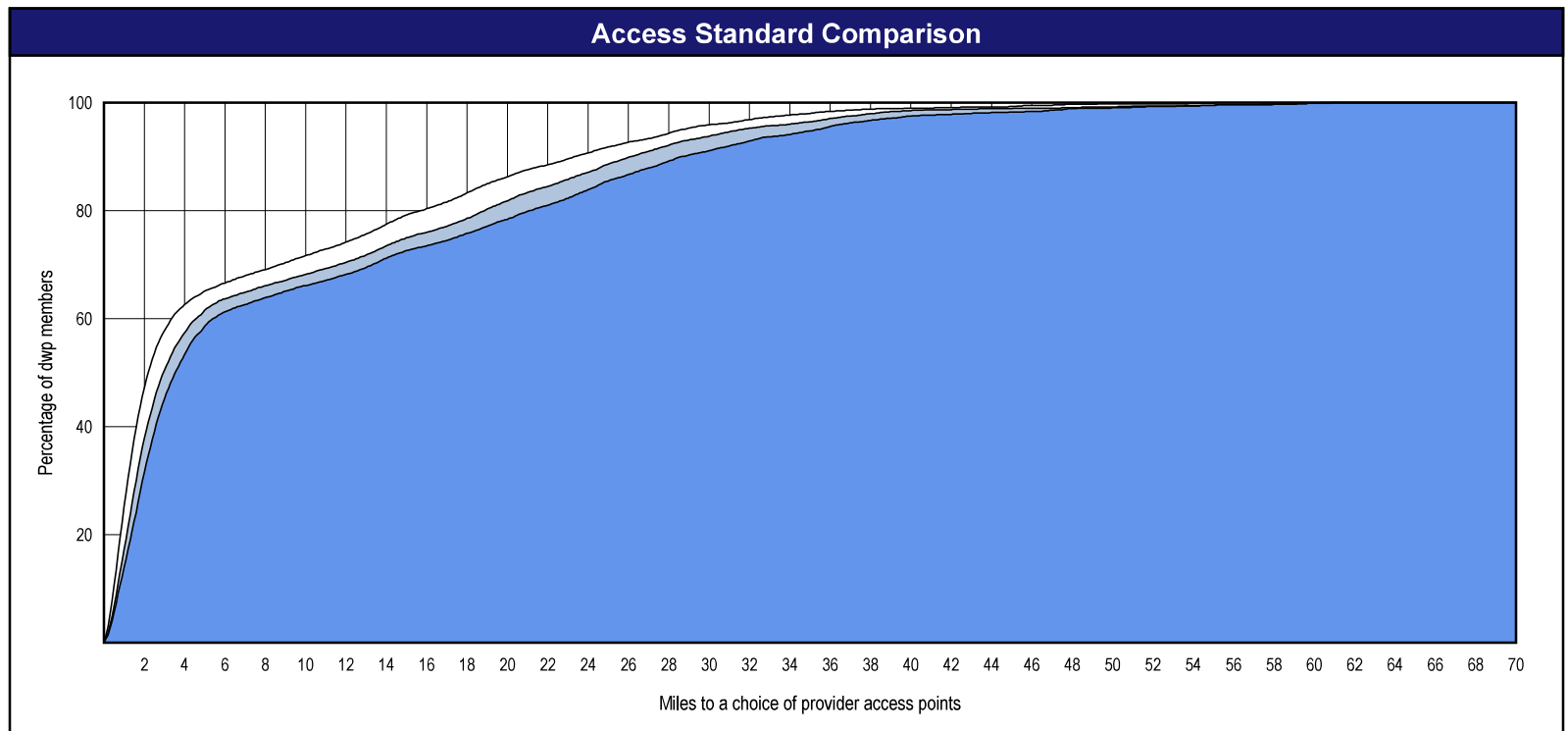
Comparison Graph  
 Percent of dwp members with access to a choice of provider access points over miles  
 1st closest  
 2nd closest  
 3rd closest

<sup>1</sup> The Access Standard is defined as (DWP Members (Iowa)) dwp members accessing:  
 1 (General Dentists (Iowa)) provider access points in 60 miles and 60 minutes



### Distances/Times

	Average
Distance/Time to 1st closest provider access points	7.6 miles 8.5 mins
Distance/Time to 2nd closest provider access points	9.0 miles 10.1 mins
Distance/Time to 3rd closest provider access points	10.2 miles 11.4 mins



# Access Overview - Primary Care Dentist (60 miles/60 minutes)

April 3, 2023

**Access Analysis**

Primary Care Dentist (60 miles/60 minutes)

**DWP Member / Provider Access Points Groups**

- DWP Members (Iowa)
- Primary Care Dentist (Iowa)


**Comparison Graph**

Percent of dwp members with access to a choice of provider access points over miles

- 1st closest
- 2nd closest
- 3rd closest

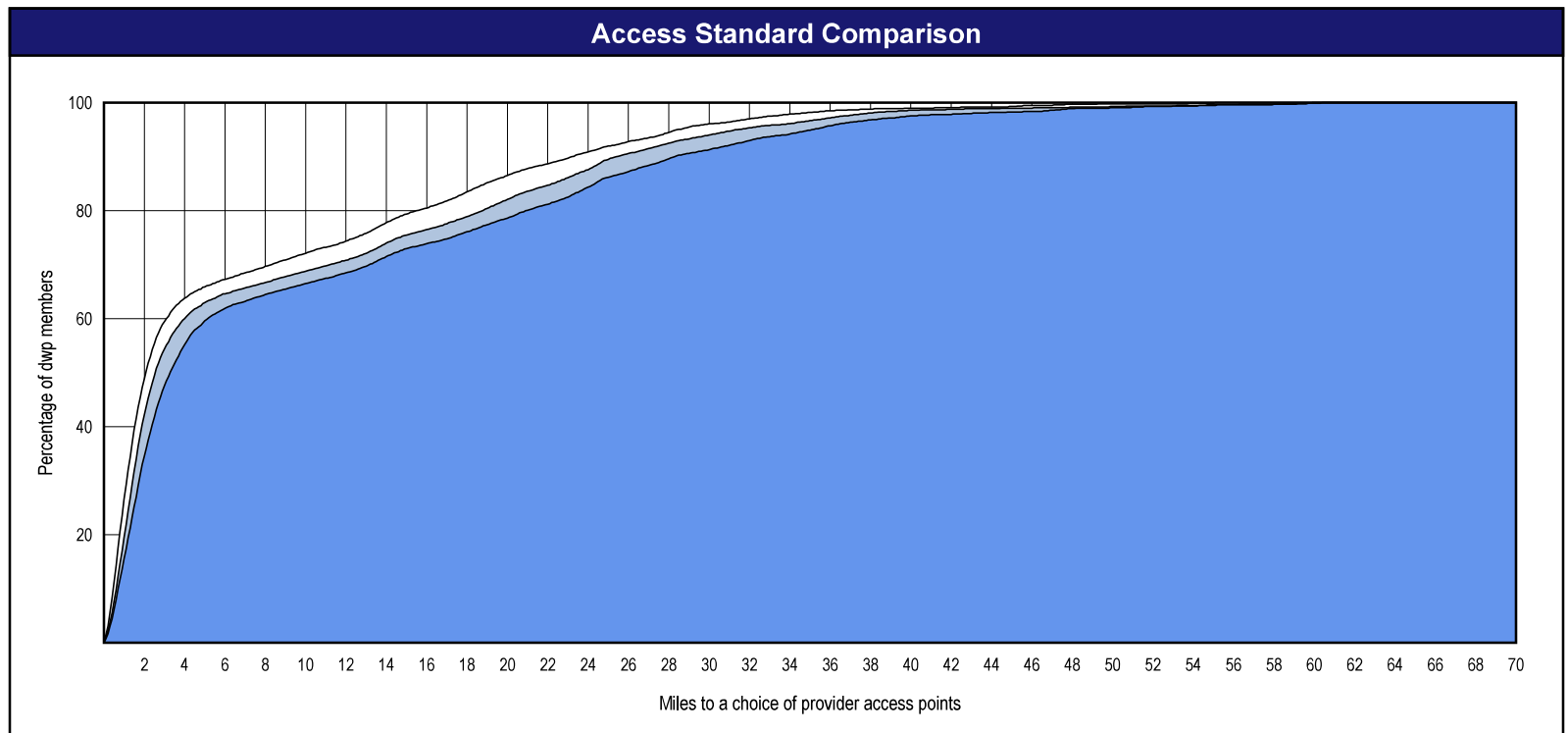
<sup>1</sup> The Access Standard is defined as (DWP Members (Iowa)) dwp members accessing:

1 (Primary Care Dentist (Iowa)) provider access points in 60 miles and 60 minutes



### Distances/Times

	Average
Distance/Time to 1st closest provider access points	7.5 miles 8.3 mins
Distance/Time to 2nd closest provider access points	8.8 miles 9.8 mins
Distance/Time to 3rd closest provider access points	10.0 miles 11.1 mins



# Access Overview - Orthodontists (60 miles/60 minutes)

April 3, 2023

Access Analysis  
Orthodontists (60 miles/60 minutes)

DWP Member / Provider Access Points Groups

- DWP Members (Iowa)
- Orthodontists (Iowa)

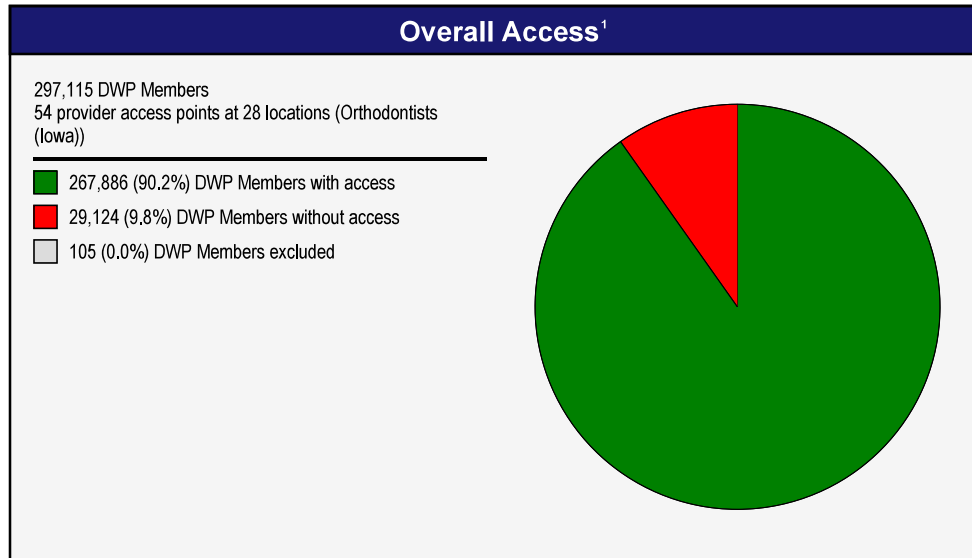
Comparison Graph

Percent of dwp members with access to a choice of provider access points over miles

- 1st closest
- 2nd closest
- 3rd closest

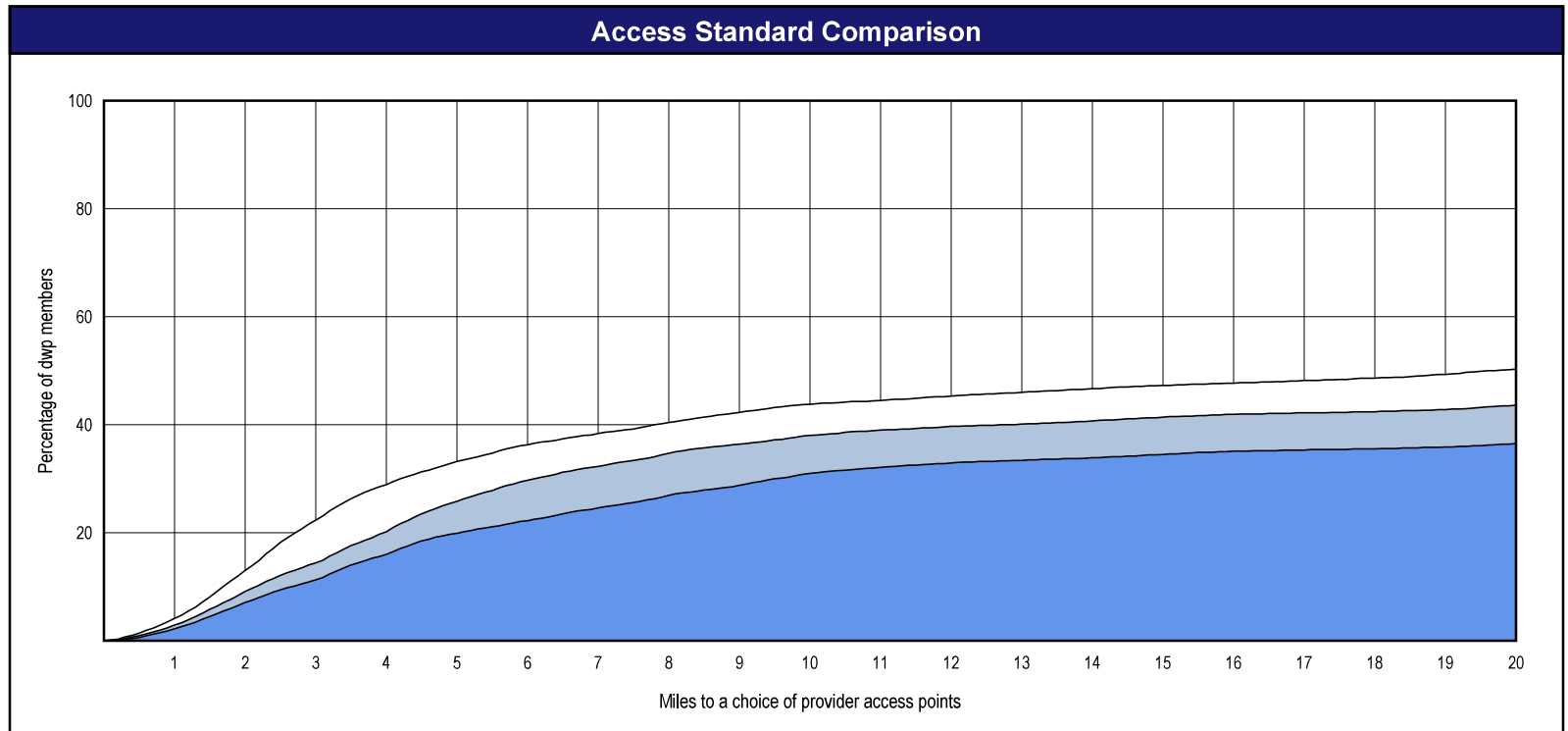
<sup>1</sup> The Access Standard is defined as (DWP Members (Iowa)) dwp members accessing:

1 (Orthodontists (Iowa)) provider access points in 60 miles and 60 minutes



### Distances/Times

	Average
Distance/Time to 1st closest provider access points	22.9 miles 26.8 mins
Distance/Time to 2nd closest provider access points	32.3 miles 40.8 mins
Distance/Time to 3rd closest provider access points	36.9 miles 48.8 mins





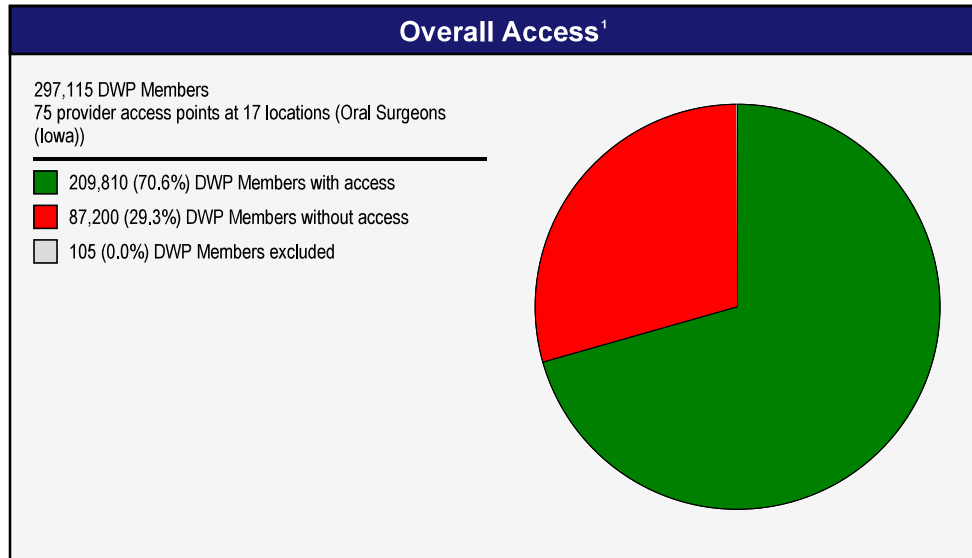
# Access Overview - Oral Surgeons (60 miles/60 minutes)

April 3, 2023

Access Analysis  
 Oral Surgeons (60 miles/60 minutes)  
 DWP Member / Provider Access Points Groups  
 DWP Members (Iowa)  
 Oral Surgeons (Iowa)

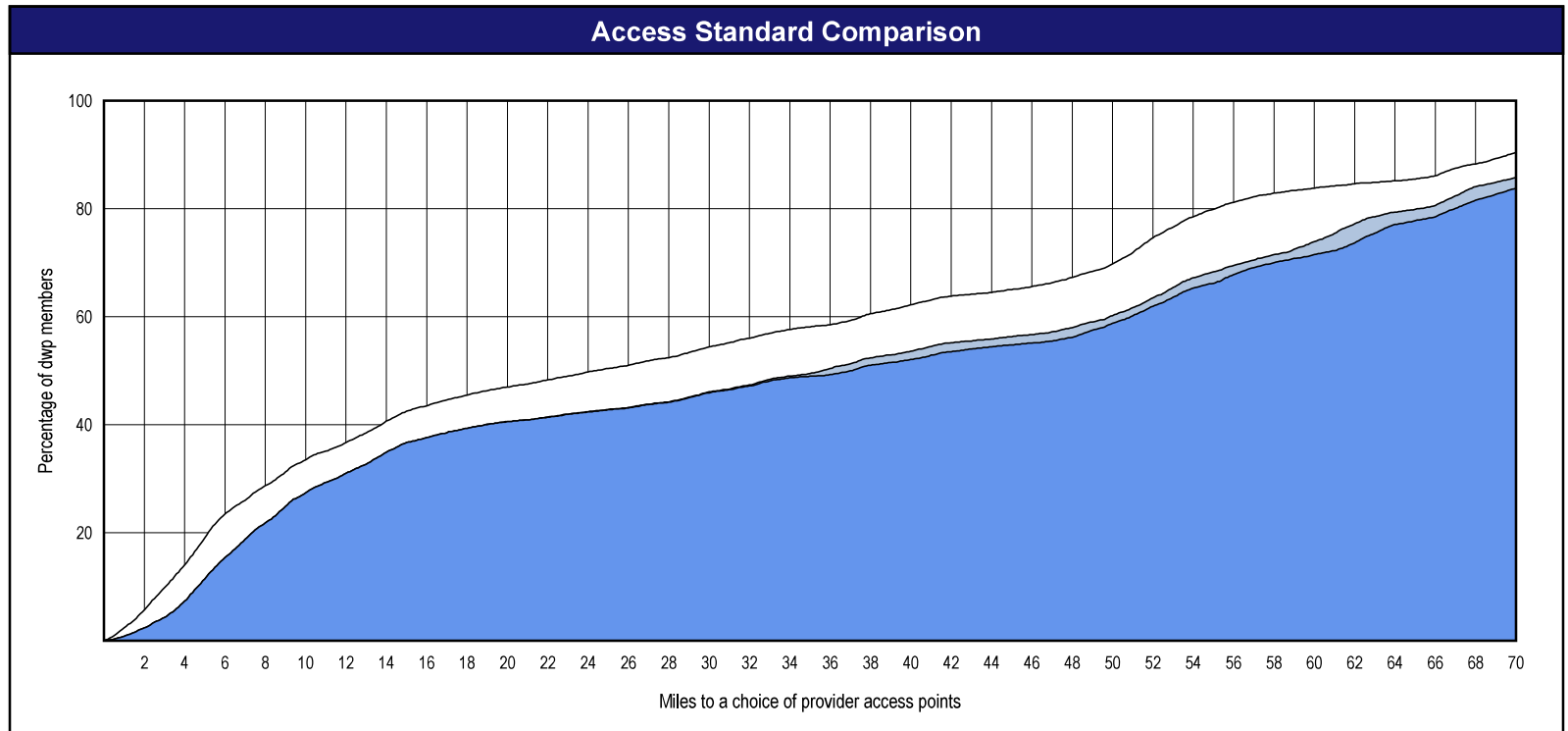
Comparison Graph  
 Percent of dwp members with access to a choice of provider access points over miles  
 1st closest  
 2nd closest  
 3rd closest

<sup>1</sup> The Access Standard is defined as (DWP Members (Iowa)) dwp members accessing:  
 1 (Oral Surgeons (Iowa)) provider access points in 60 miles and 60 minutes



### Distances/Times

	Average
Distance/Time to 1st closest provider access points	30.9 miles 37.5 mins
Distance/Time to 2nd closest provider access points	37.2 miles 44.4 mins
Distance/Time to 3rd closest provider access points	38.3 miles 45.7 mins



# Access Overview - Endodontists (60 miles/60 minutes)

April 3, 2023

Access Analysis  
Endodontists (60 miles/60 minutes)

DWP Member / Provider Access Points  
Groups

- DWP Members (Iowa)
- Endodontists (Iowa)


Comparison Graph

Percent of dwp members with access to a choice of provider access points over miles

- 1st closest
- 2nd closest
- 3rd closest

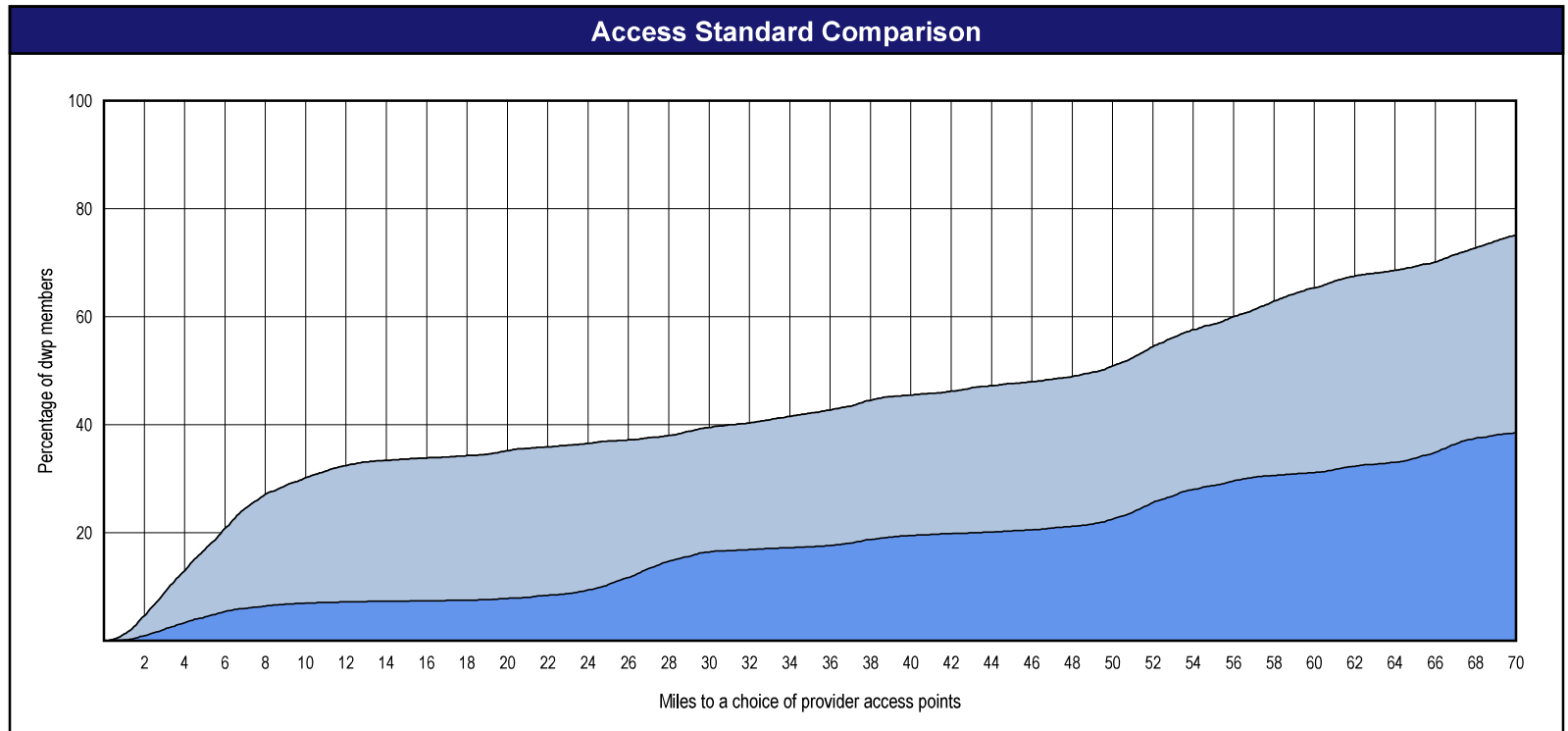
<sup>1</sup> The Access Standard is defined as (DWP Members (Iowa)) dwp members accessing:

1 (Endodontists (Iowa)) provider access points in 60 miles and 60 minutes



### Distances/Times

	Average
Distance/Time to 1st closest provider access points	45.5 miles 63.7 mins
Distance/Time to 2nd closest provider access points	45.5 miles 63.7 mins
Distance/Time to 3rd closest provider access points	77.2 miles 108.2 mins




# Access Overview - Prosthodontists (60 miles/60 minutes)

April 3, 2023

Access Analysis  
 Prosthodontists (60 miles/60 minutes)  
 DWP Member / Provider Access Points Groups  
 DWP Members (Iowa)  
 Prosthodontists (Iowa)

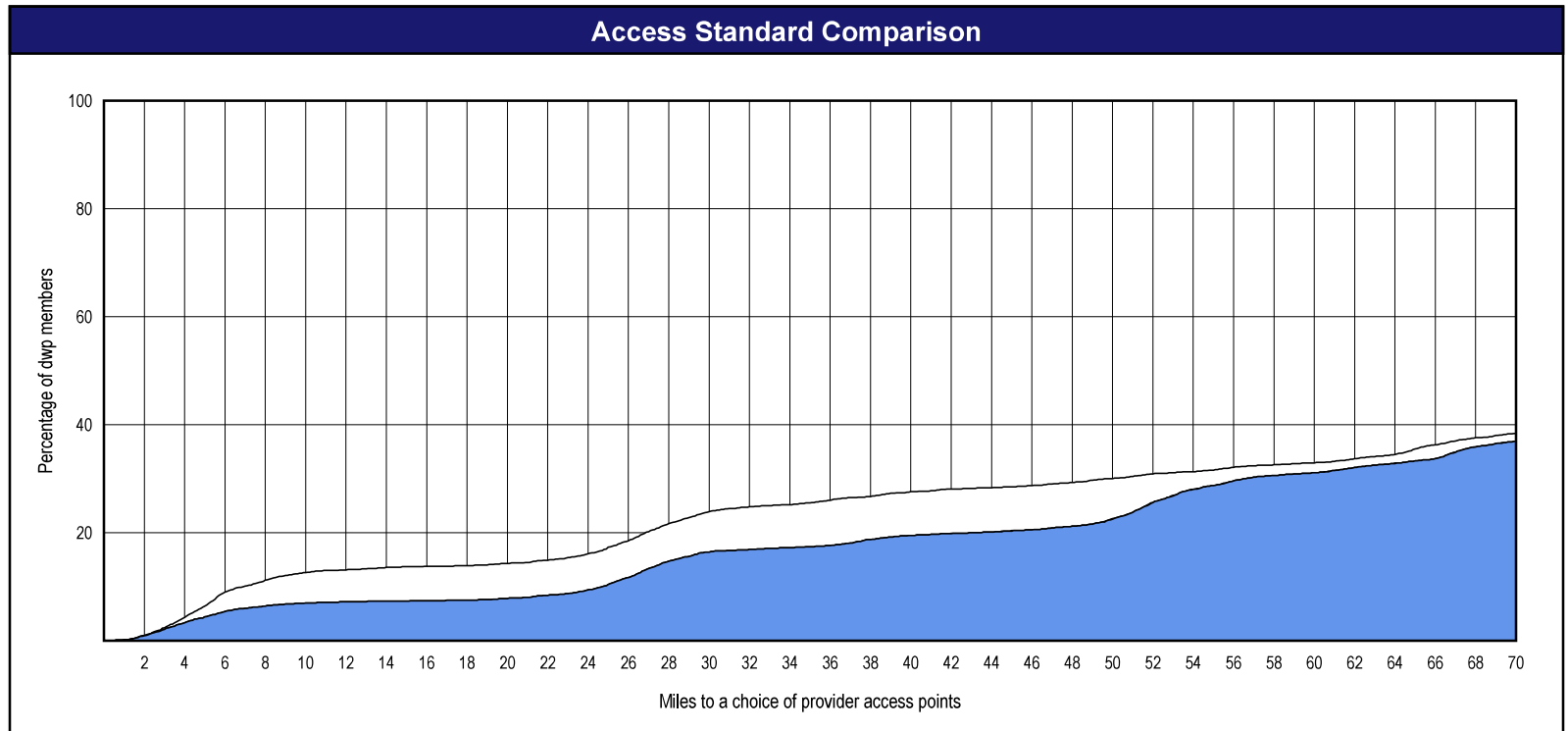
Comparison Graph  
 Percent of dwp members with access to a choice of provider access points over miles  
 1st closest  
 2nd closest  
 3rd closest

<sup>1</sup> The Access Standard is defined as (DWP Members (Iowa)) dwp members accessing:  
 1 (Prosthodontists (Iowa)) provider access points in 60 miles and 60 minutes



### Distances/Times

	Average
Distance/Time to 1st closest provider access points	74.8 miles 112.0 mins
Distance/Time to 2nd closest provider access points	78.8 miles 119.2 mins
Distance/Time to 3rd closest provider access points	78.8 miles 119.2 mins



# Access Overview - Periodontists (60 miles/60 minutes)

April 3, 2023

Access Analysis  
Periodontists (60 miles/60 minutes)

DWP Member / Provider Access Points  
Groups

- DWP Members (Iowa)
- Periodontists (Iowa)


Comparison Graph

Percent of dwp members with access to a choice of provider access points over miles

- 1st closest
- 2nd closest
- 3rd closest

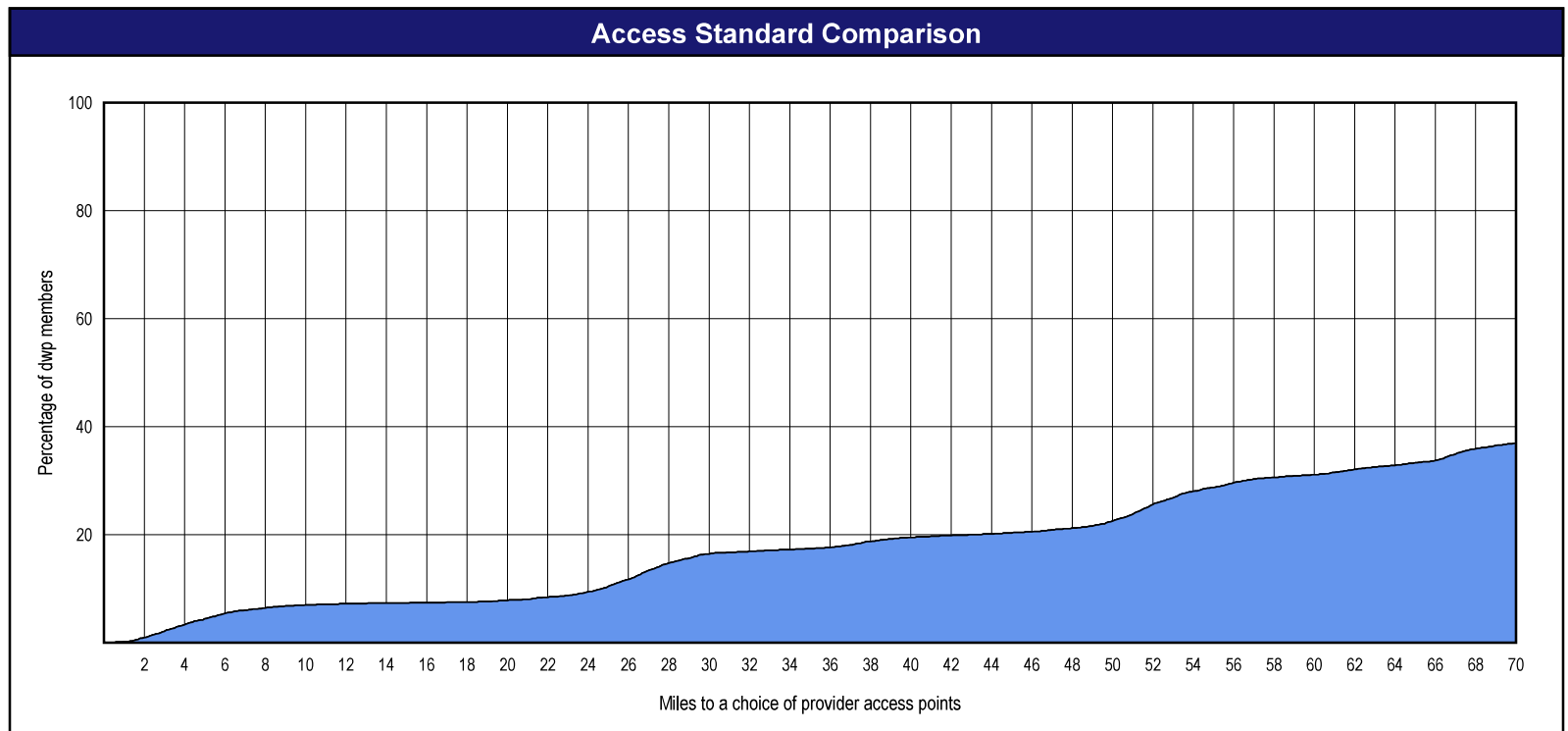
<sup>1</sup> The Access Standard is defined as (DWP Members (Iowa)) dwp members accessing:

1 (Periodontists (Iowa)) provider access points in 60 miles and 60 minutes



### Distances/Times

	Average
Distance/Time to 1st closest provider access points	78.8 miles 119.2 mins
Distance/Time to 2nd closest provider access points	78.8 miles 119.2 mins
Distance/Time to 3rd closest provider access points	78.8 miles 119.2 mins



# Access Overview - Pedontists (60 miles/60 minutes)

April 3, 2023

Access Analysis  
Pedodontists (60 miles/60 minutes)

DWP Member / Provider Access Points Groups

- DWP Members (Iowa)
- Pedodontists (Iowa)

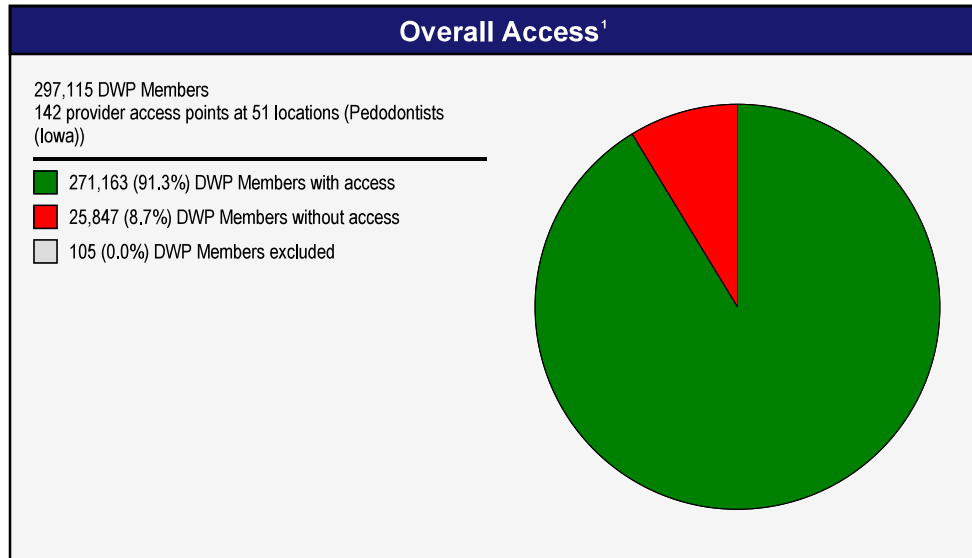
Comparison Graph

Percent of dwp members with access to a choice of provider access points over miles

- 1st closest
- 2nd closest
- 3rd closest

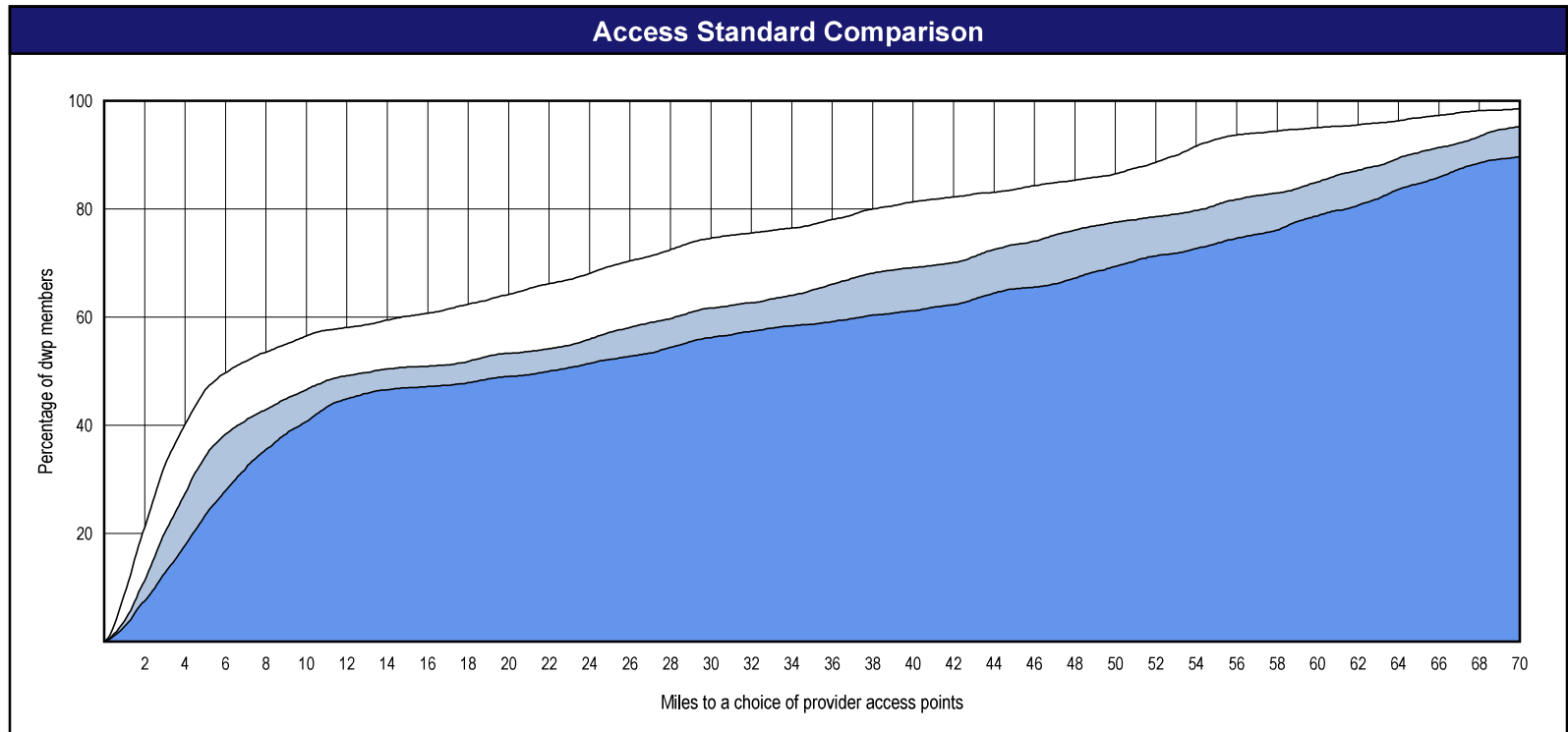
<sup>1</sup> The Access Standard is defined as (DWP Members (Iowa)) dwp members accessing:

1 (Pedodontists (Iowa)) provider access points in 60 miles and 60 minutes



### Distances/Times

	Average
Distance/Time to 1st closest provider access points	18.3 miles 20.5 mins
Distance/Time to 2nd closest provider access points	25.8 miles 29.1 mins
Distance/Time to 3rd closest provider access points	30.9 miles 34.8 mins



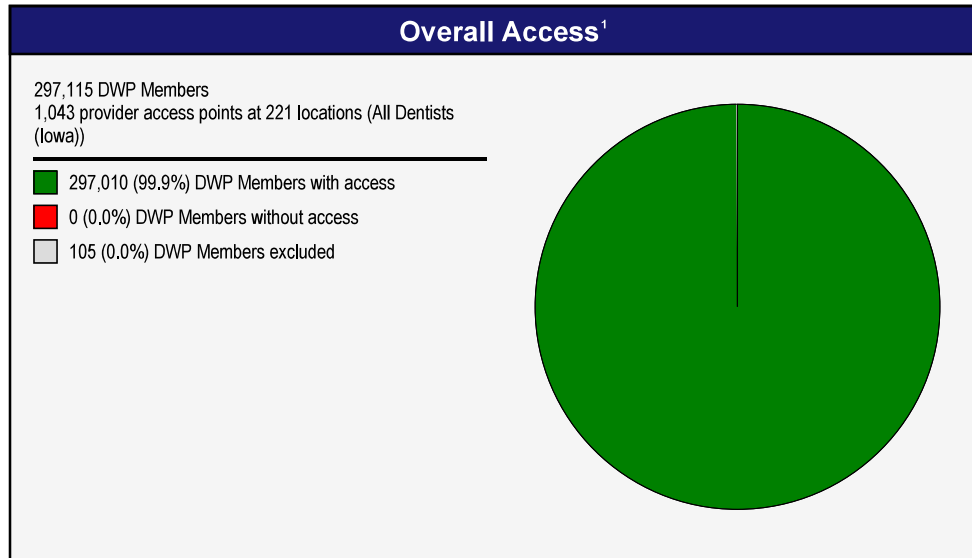
# Access Overview - All Dentists (90 miles/90 minutes)

April 3, 2023

Access Analysis  
 All Dentists (90 miles/90 minutes)  
 DWP Member / Provider Access Points Groups  
 DWP Members (Iowa)  
 All Dentists (Iowa)

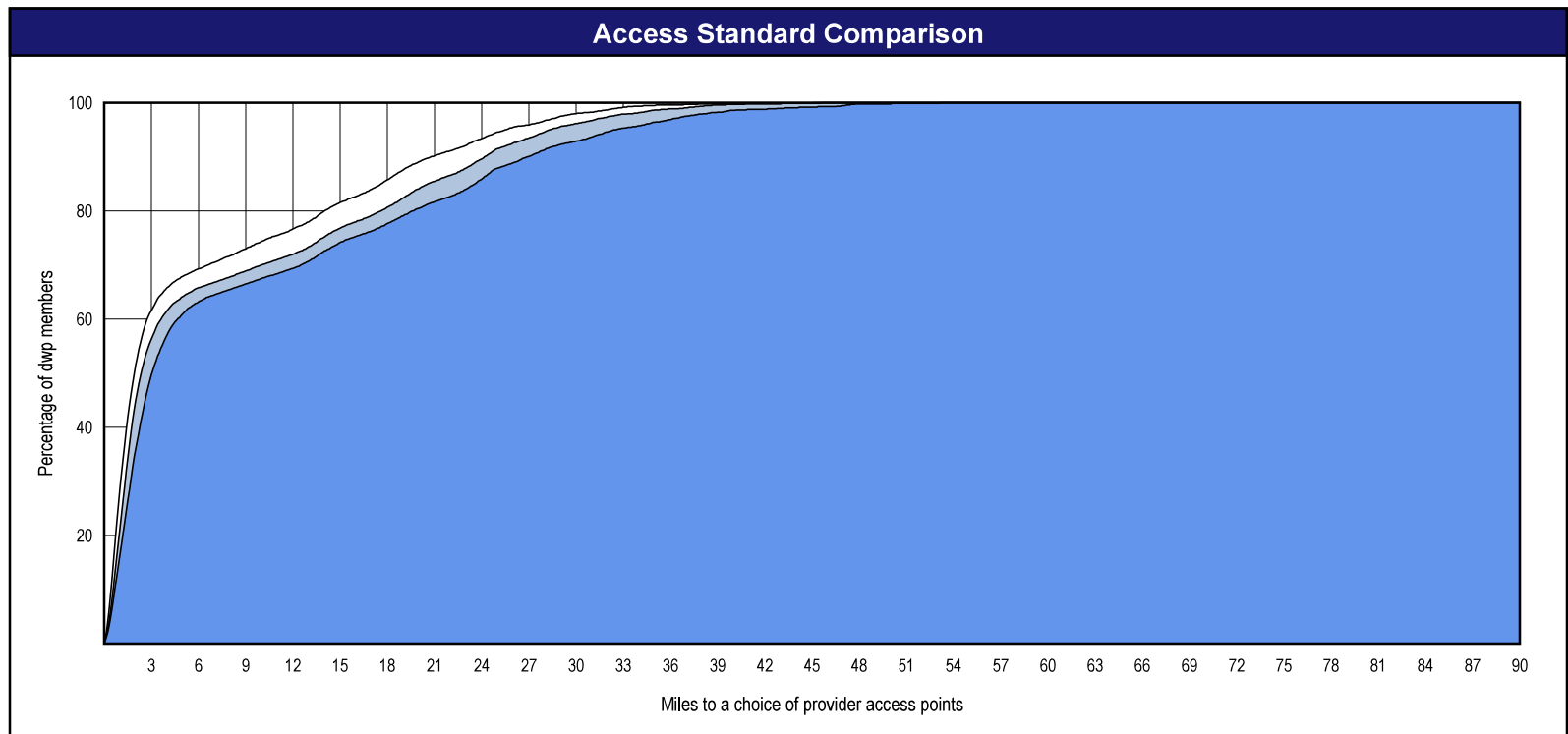
Comparison Graph  
 Percent of dwp members with access to a choice of provider access points over miles  
 1st closest  
 2nd closest  
 3rd closest

<sup>1</sup> The Access Standard is defined as (DWP Members (Iowa)) dwp members accessing:  
 1 (All Dentists (Iowa)) provider access points in 90 miles and 90 minutes



### Distances/Times

	Average
Distance/Time to 1st closest provider access points	6.6 miles 7.3 mins
Distance/Time to 2nd closest provider access points	8.0 miles 8.9 mins
Distance/Time to 3rd closest provider access points	9.3 miles 10.4 mins




# Access Overview - General Dentists (90 miles/90 minutes)

April 3, 2023

Access Analysis  
 General Dentists (90 miles/90 minutes)  
 DWP Member / Provider Access Points Groups  
 DWP Members (Iowa)  
 General Dentists (Iowa)

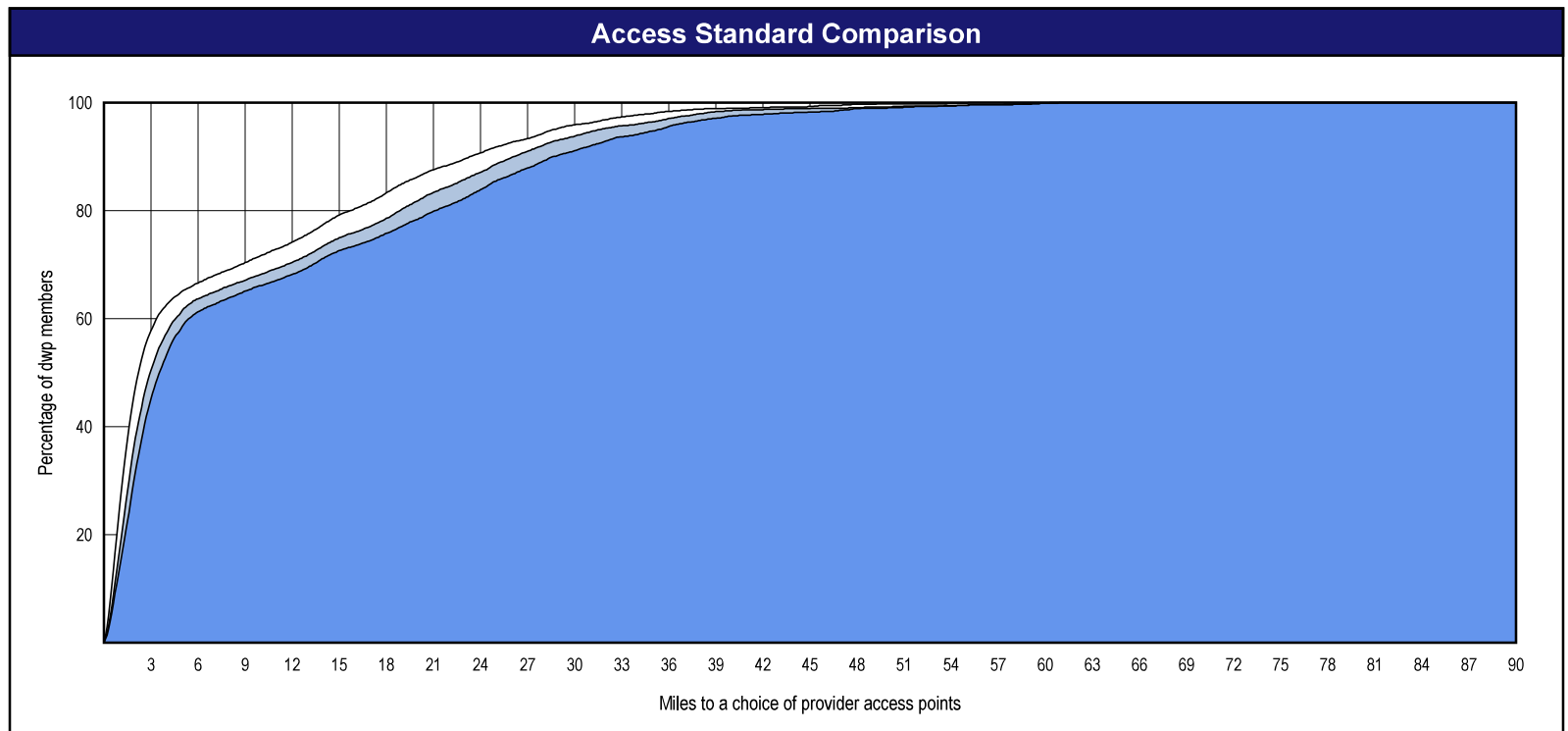
Comparison Graph  
 Percent of dwp members with access to a choice of provider access points over miles  
 1st closest  
 2nd closest  
 3rd closest

<sup>1</sup> The Access Standard is defined as (DWP Members (Iowa)) dwp members accessing:  
 1 (General Dentists (Iowa)) provider access points in 90 miles and 90 minutes



### Distances/Times

	Average
Distance/Time to 1st closest provider access points	7.6 miles 8.5 mins
Distance/Time to 2nd closest provider access points	9.0 miles 10.1 mins
Distance/Time to 3rd closest provider access points	10.2 miles 11.4 mins



# Access Overview - Primary Care Dentist (90 miles/90 minutes)

April 3, 2023

**Access Analysis**

Primary Care Dentist (90 miles/90 minutes)

**DWP Member / Provider Access Points Groups**

- DWP Members (Iowa)
- Primary Care Dentist (Iowa)


**Comparison Graph**

Percent of dwp members with access to a choice of provider access points over miles

- 1st closest
- 2nd closest
- 3rd closest

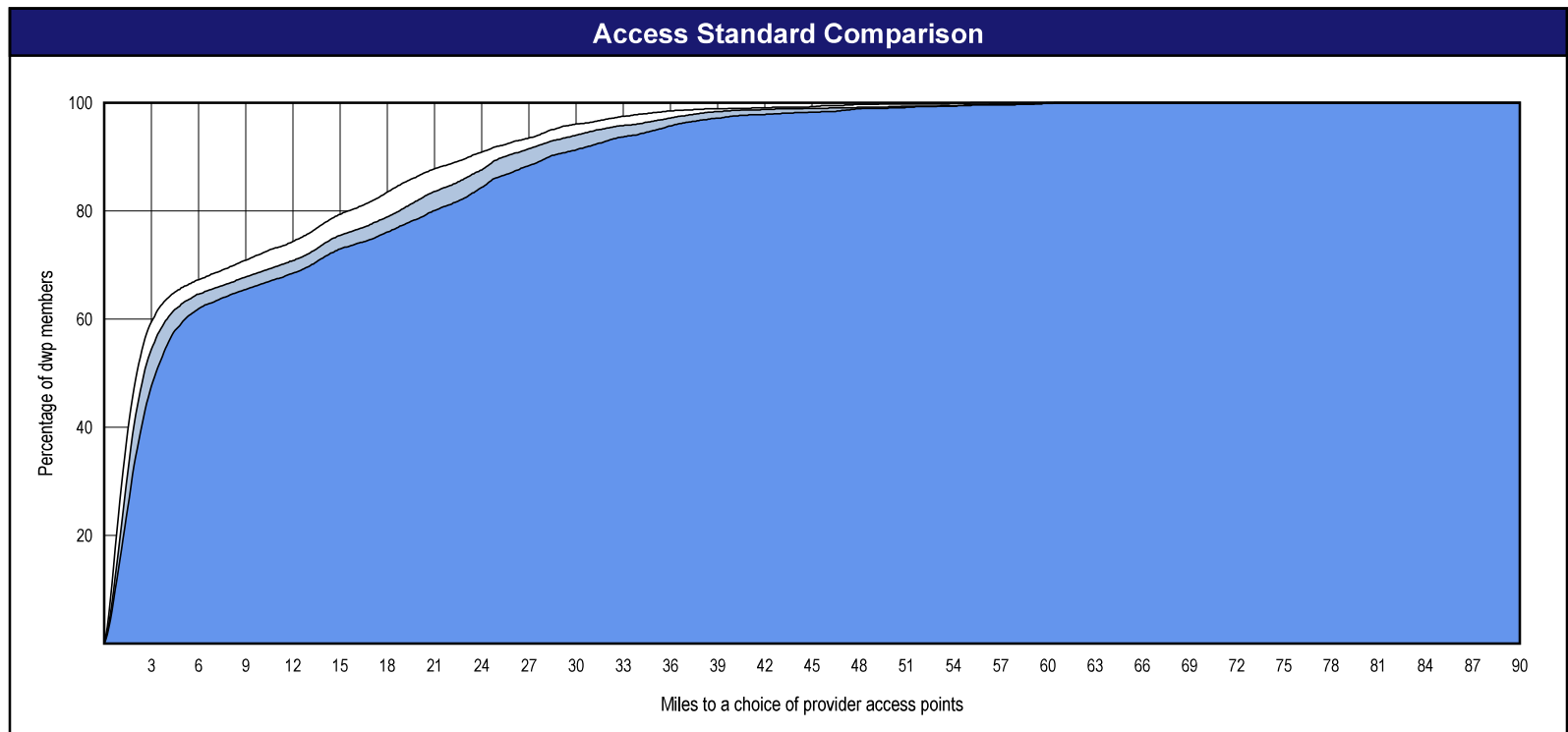
<sup>1</sup> The Access Standard is defined as (DWP Members (Iowa)) dwp members accessing:

1 (Primary Care Dentist (Iowa)) provider access points in 90 miles and 90 minutes



### Distances/Times

	Average
Distance/Time to 1st closest provider access points	7.5 miles 8.3 mins
Distance/Time to 2nd closest provider access points	8.8 miles 9.8 mins
Distance/Time to 3rd closest provider access points	10.0 miles 11.1 mins





# Access Overview - Orthodontists (90 miles/90 minutes)

April 3, 2023

Access Analysis  
Orthodontists (90 miles/90 minutes)

DWP Member / Provider Access Points Groups

- DWP Members (Iowa)
- Orthodontists (Iowa)

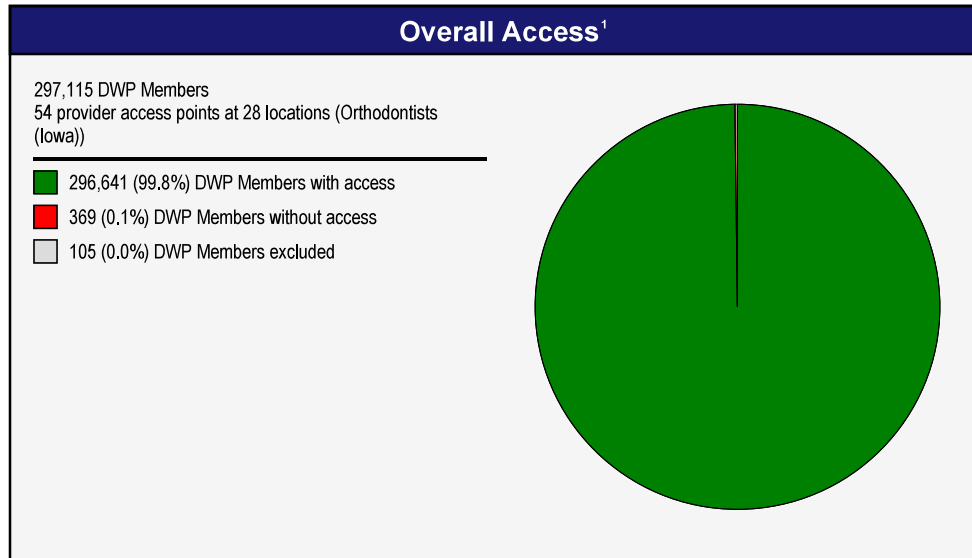
Comparison Graph

Percent of dwp members with access to a choice of provider access points over miles

- 1st closest
- 2nd closest
- 3rd closest

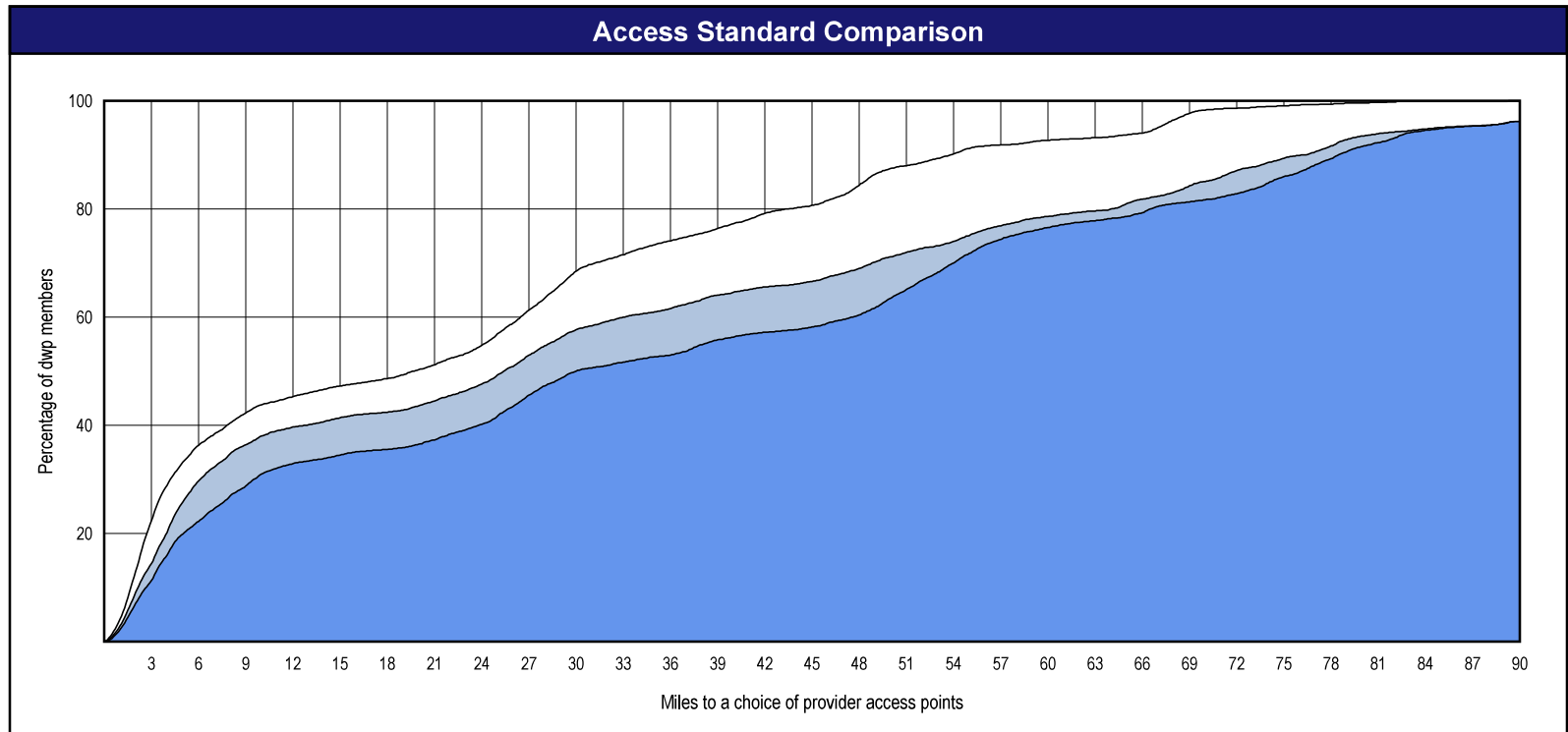
<sup>1</sup> The Access Standard is defined as (DWP Members (Iowa)) dwp members accessing:

1 (Orthodontists (Iowa)) provider access points in 90 miles and 90 minutes



### Distances/Times

	Average
Distance/Time to 1st closest provider access points	22.9 miles 26.8 mins
Distance/Time to 2nd closest provider access points	32.3 miles 40.8 mins
Distance/Time to 3rd closest provider access points	36.9 miles 48.8 mins



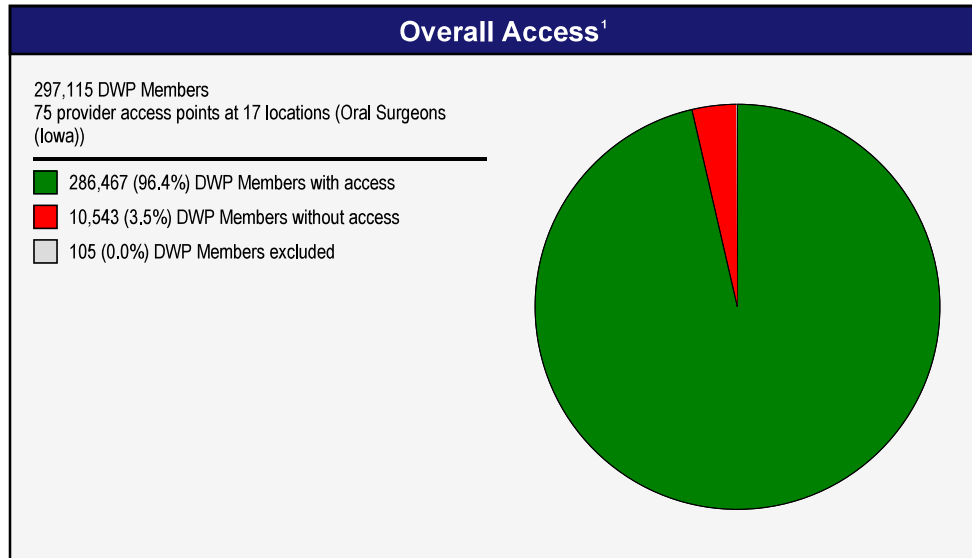
# Access Overview - Oral Surgeons (90 miles/90 minutes)

April 3, 2023

Access Analysis  
 Oral Surgeons (90 miles/90 minutes)  
 DWP Member / Provider Access Points Groups  
 DWP Members (Iowa)  
 Oral Surgeons (Iowa)

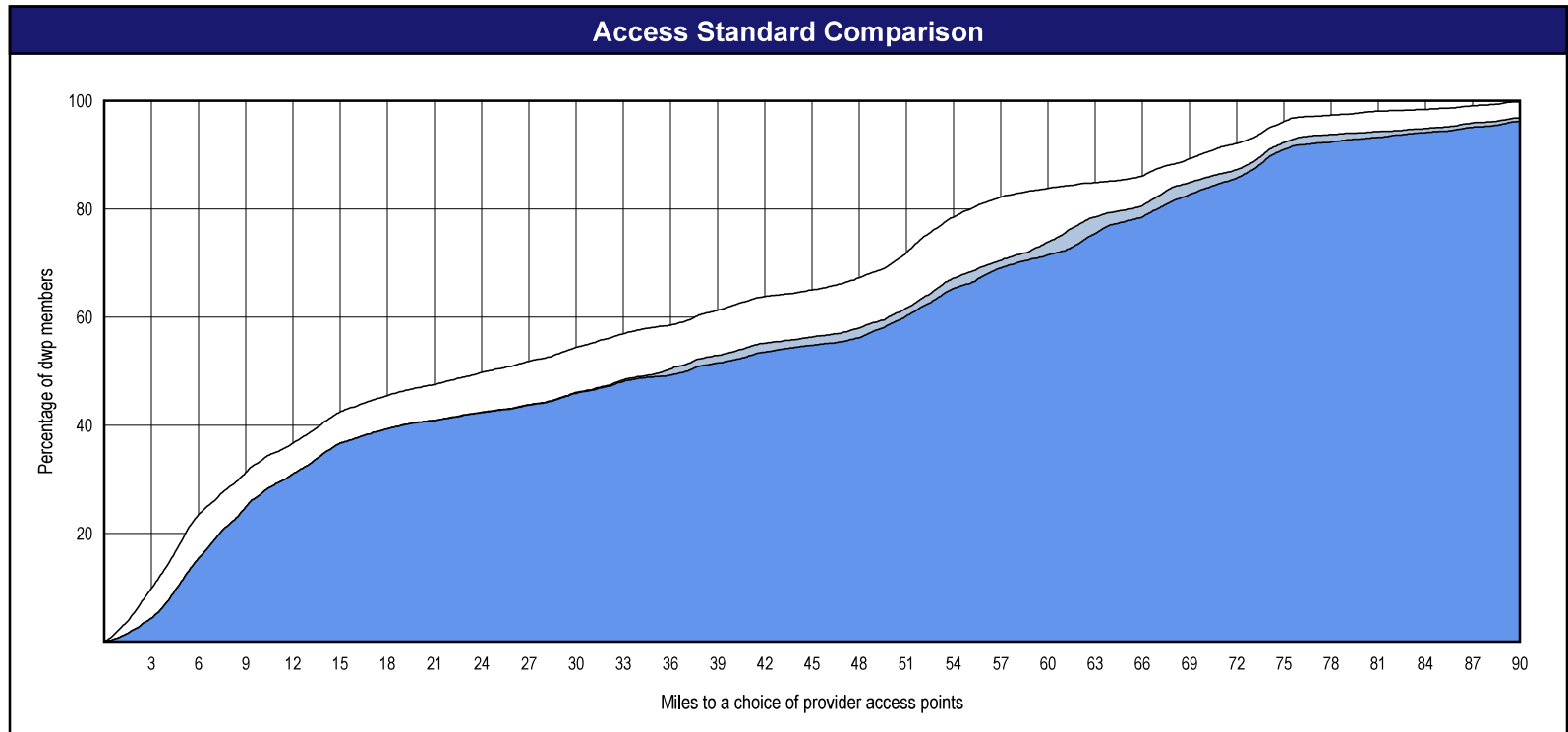
Comparison Graph  
 Percent of dwp members with access to a choice of provider access points over miles  
 1st closest  
 2nd closest  
 3rd closest

<sup>1</sup> The Access Standard is defined as (DWP Members (Iowa)) dwp members accessing:  
 1 (Oral Surgeons (Iowa)) provider access points in 90 miles and 90 minutes



### Distances/Times

	Average
Distance/Time to 1st closest provider access points	30.9 miles 37.5 mins
Distance/Time to 2nd closest provider access points	37.2 miles 44.4 mins
Distance/Time to 3rd closest provider access points	38.3 miles 45.7 mins



# Access Overview - Endodontists (90 miles/90 minutes)

April 3, 2023

Access Analysis  
Endodontists (90 miles/90 minutes)

DWP Member / Provider Access Points Groups

- DWP Members (Iowa)
- Endodontists (Iowa)

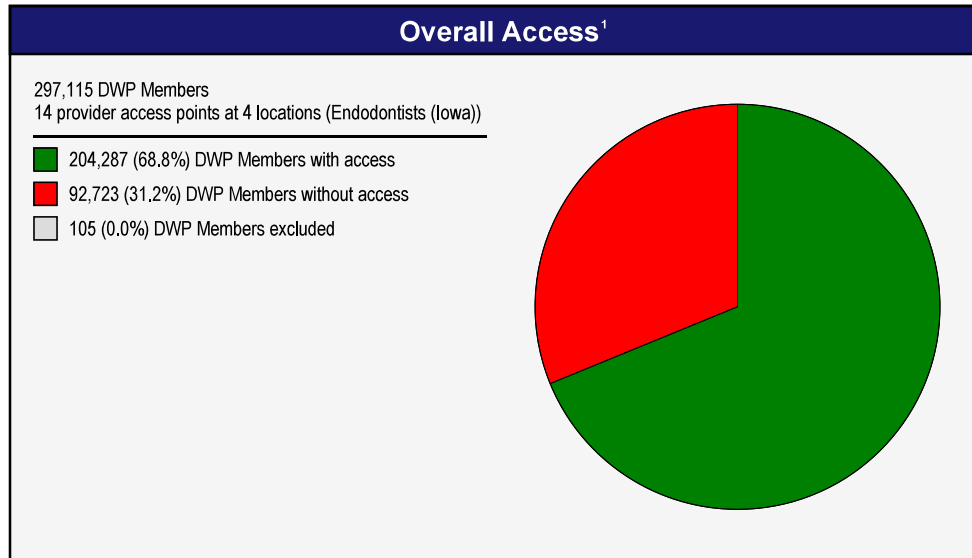
Comparison Graph

Percent of dwp members with access to a choice of provider access points over miles

- 1st closest
- 2nd closest
- 3rd closest

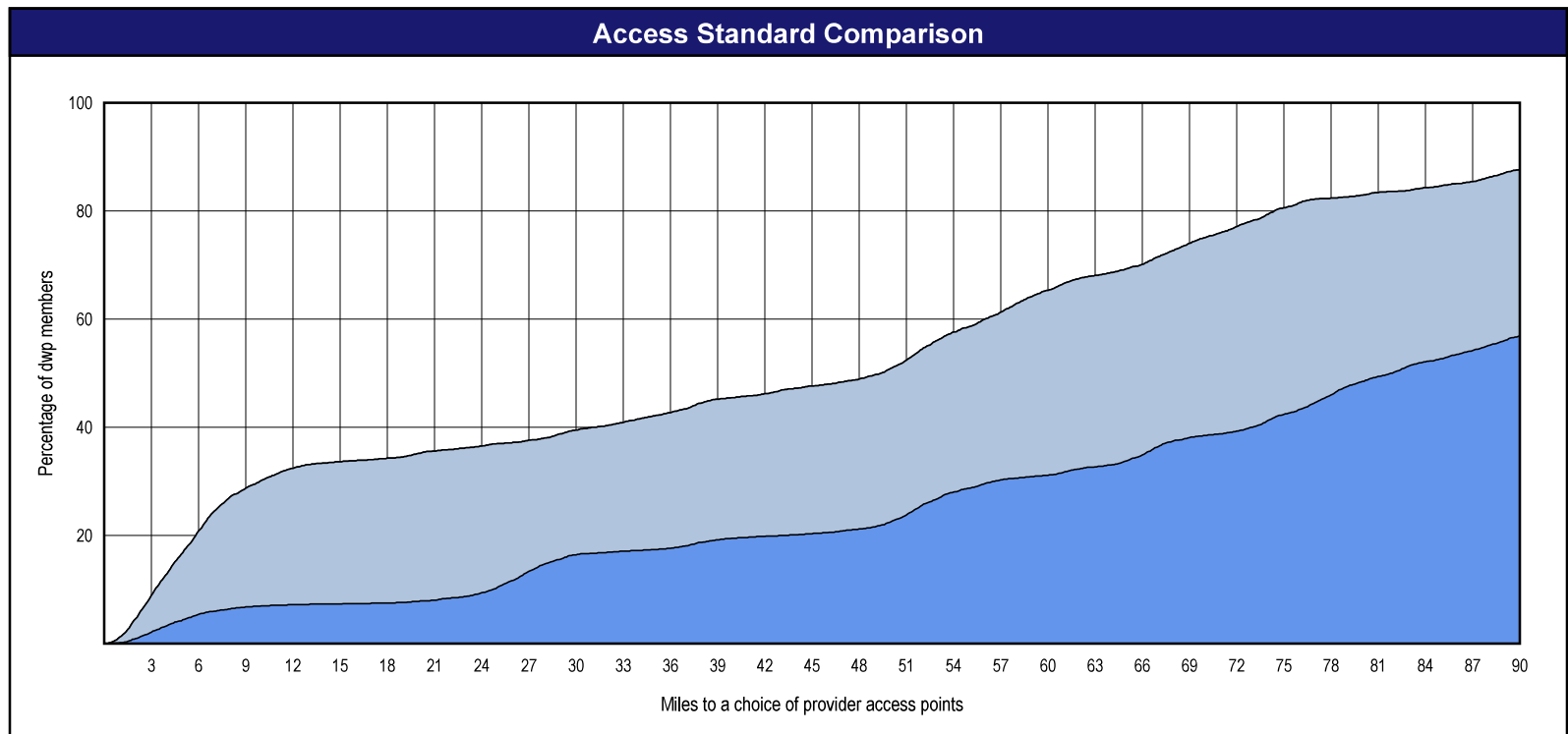
<sup>1</sup> The Access Standard is defined as (DWP Members (Iowa)) dwp members accessing:

1 (Endodontists (Iowa)) provider access points in 90 miles and 90 minutes



### Distances/Times

	Average
Distance/Time to 1st closest provider access points	45.5 miles 63.7 mins
Distance/Time to 2nd closest provider access points	45.5 miles 63.7 mins
Distance/Time to 3rd closest provider access points	77.2 miles 108.2 mins




# Access Overview - Prosthodontists (90 miles/90 minutes)

April 3, 2023

Access Analysis  
 Prosthodontists (90 miles/90 minutes)  
 DWP Member / Provider Access Points Groups  
 DWP Members (Iowa)  
 Prosthodontists (Iowa)

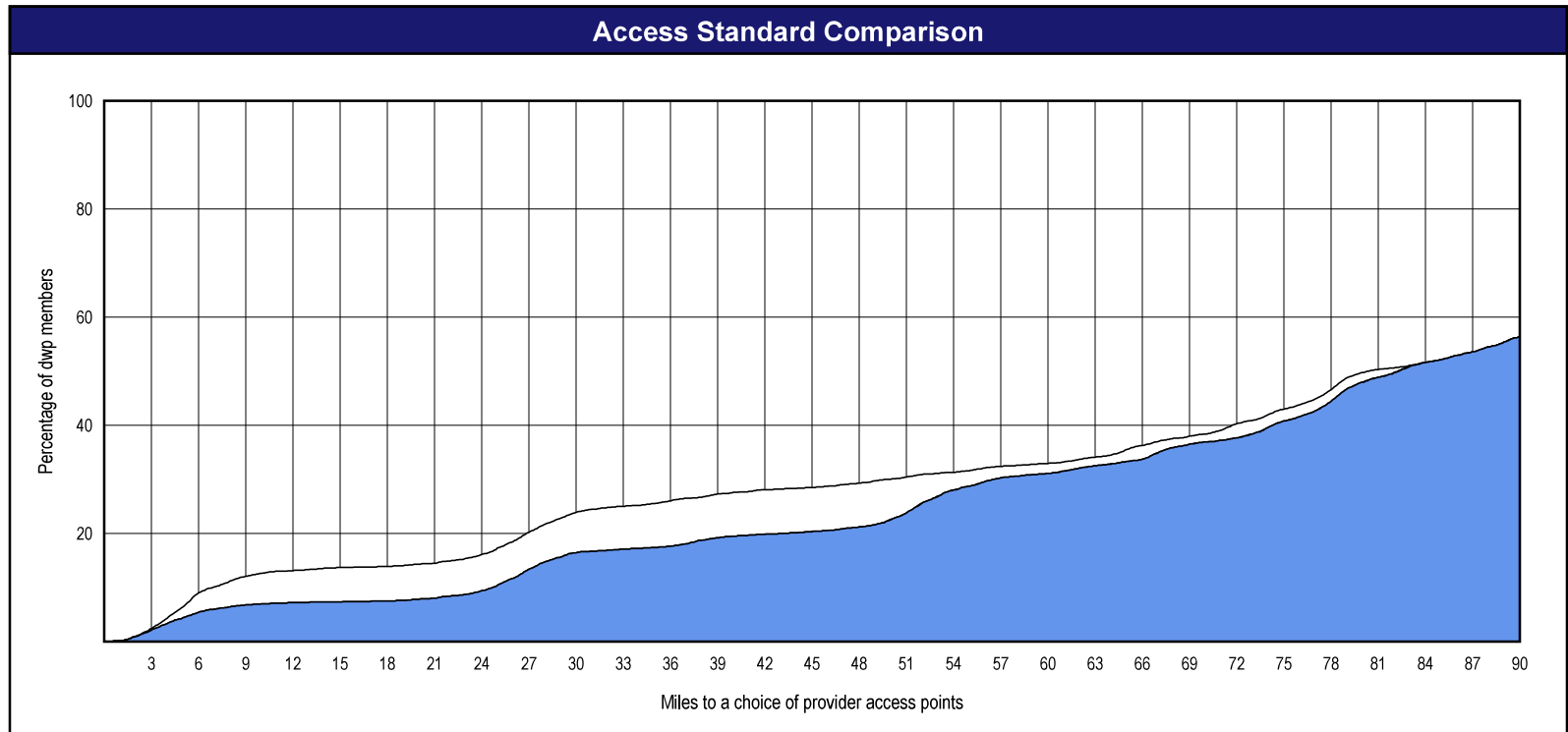
Comparison Graph  
 Percent of dwp members with access to a choice of provider access points over miles  
 1st closest  
 2nd closest  
 3rd closest

<sup>1</sup> The Access Standard is defined as (DWP Members (Iowa)) dwp members accessing:  
 1 (Prosthodontists (Iowa)) provider access points in 90 miles and 90 minutes



### Distances/Times

	Average
Distance/Time to 1st closest provider access points	74.8 miles 112.0 mins
Distance/Time to 2nd closest provider access points	78.8 miles 119.2 mins
Distance/Time to 3rd closest provider access points	78.8 miles 119.2 mins



# Access Overview - Periodontists (90 miles/90 minutes)

April 3, 2023

Access Analysis  
Periodontists (90 miles/90 minutes)

DWP Member / Provider Access Points  
Groups

- DWP Members (Iowa)
- Periodontists (Iowa)


Comparison Graph

Percent of dwp members with access to a choice of provider access points over miles

- 1st closest
- 2nd closest
- 3rd closest

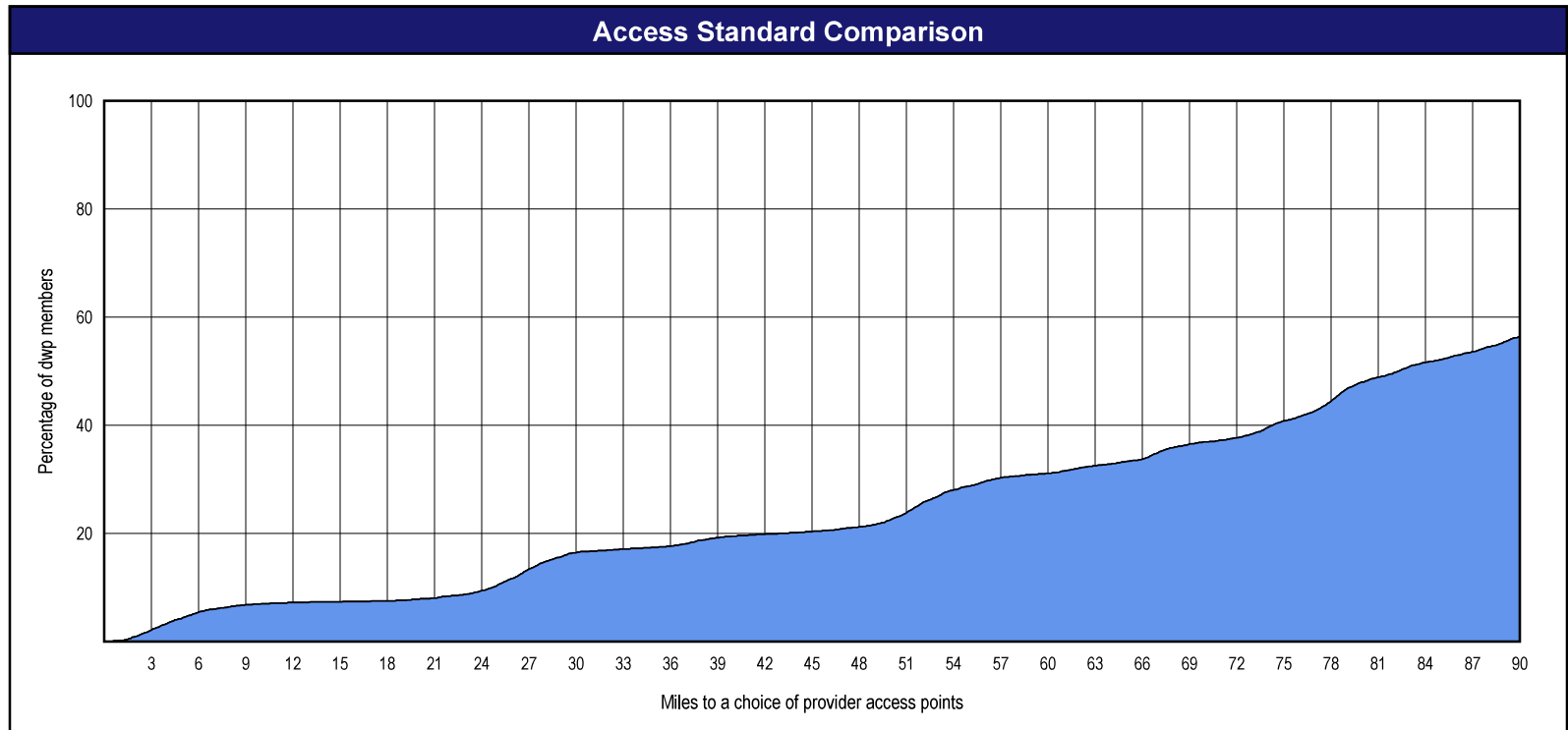
<sup>1</sup> The Access Standard is defined as (DWP Members (Iowa)) dwp members accessing:

1 (Periodontists (Iowa)) provider access points in 90 miles and 90 minutes



### Distances/Times

	Average
Distance/Time to 1st closest provider access points	78.8 miles 119.2 mins
Distance/Time to 2nd closest provider access points	78.8 miles 119.2 mins
Distance/Time to 3rd closest provider access points	78.8 miles 119.2 mins



# Access Overview - Pedodontists (90 miles/90 minutes)

April 3, 2023

Access Analysis  
 Periodontists (90 miles/90 minutes)

DWP Member / Provider Access Points  
 Groups

- DWP Members (Iowa)
- Periodontists (Iowa)


Comparison Graph

Percent of dwp members with access to a choice of provider access points over miles

- 1st closest
- 2nd closest
- 3rd closest

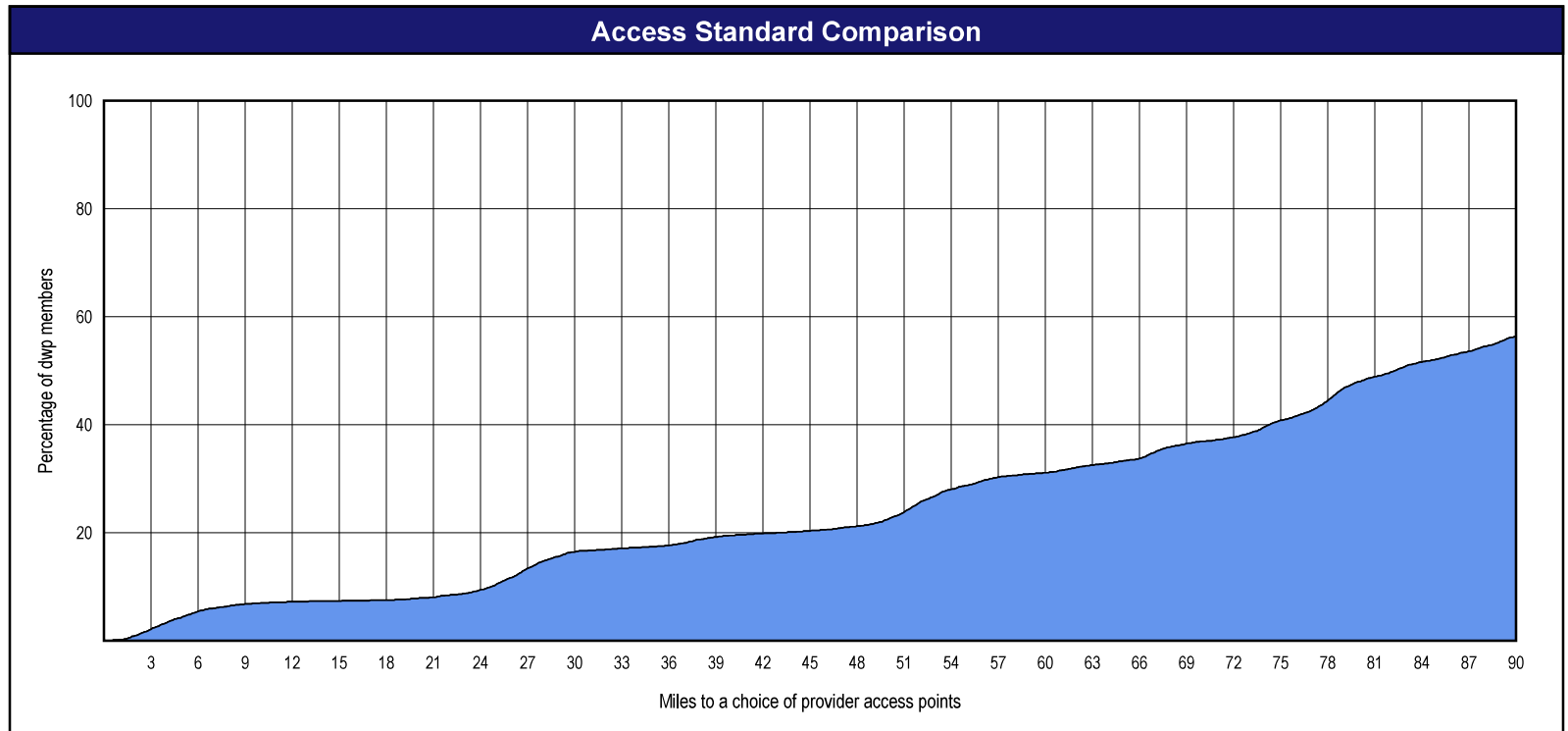
<sup>1</sup> The Access Standard is defined as (DWP Members (Iowa)) dwp members accessing:

1 (Periodontists (Iowa)) provider access points in 90 miles and 90 minutes



### Distances/Times

	Average
Distance/Time to 1st closest provider access points	78.8 miles 119.2 mins
Distance/Time to 2nd closest provider access points	78.8 miles 119.2 mins
Distance/Time to 3rd closest provider access points	78.8 miles 119.2 mins



# All Dentists Access Map

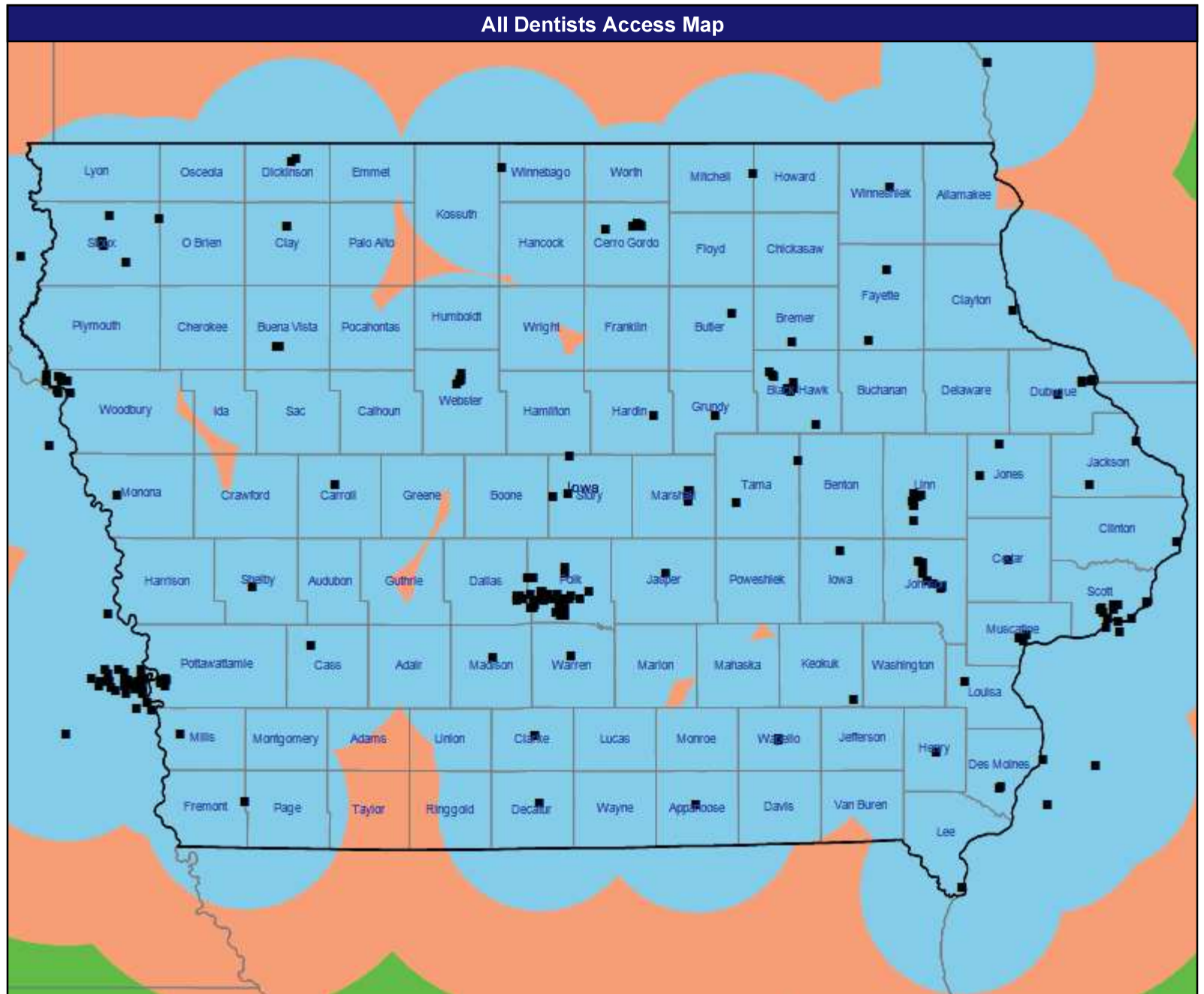
April 3, 2023

All Dentists

Total Providers: 1,091

- All provider access points
- 30 mile radius
- 60 mile radius
- 90 mile radius

41.42 miles





# General Dentists Access Map

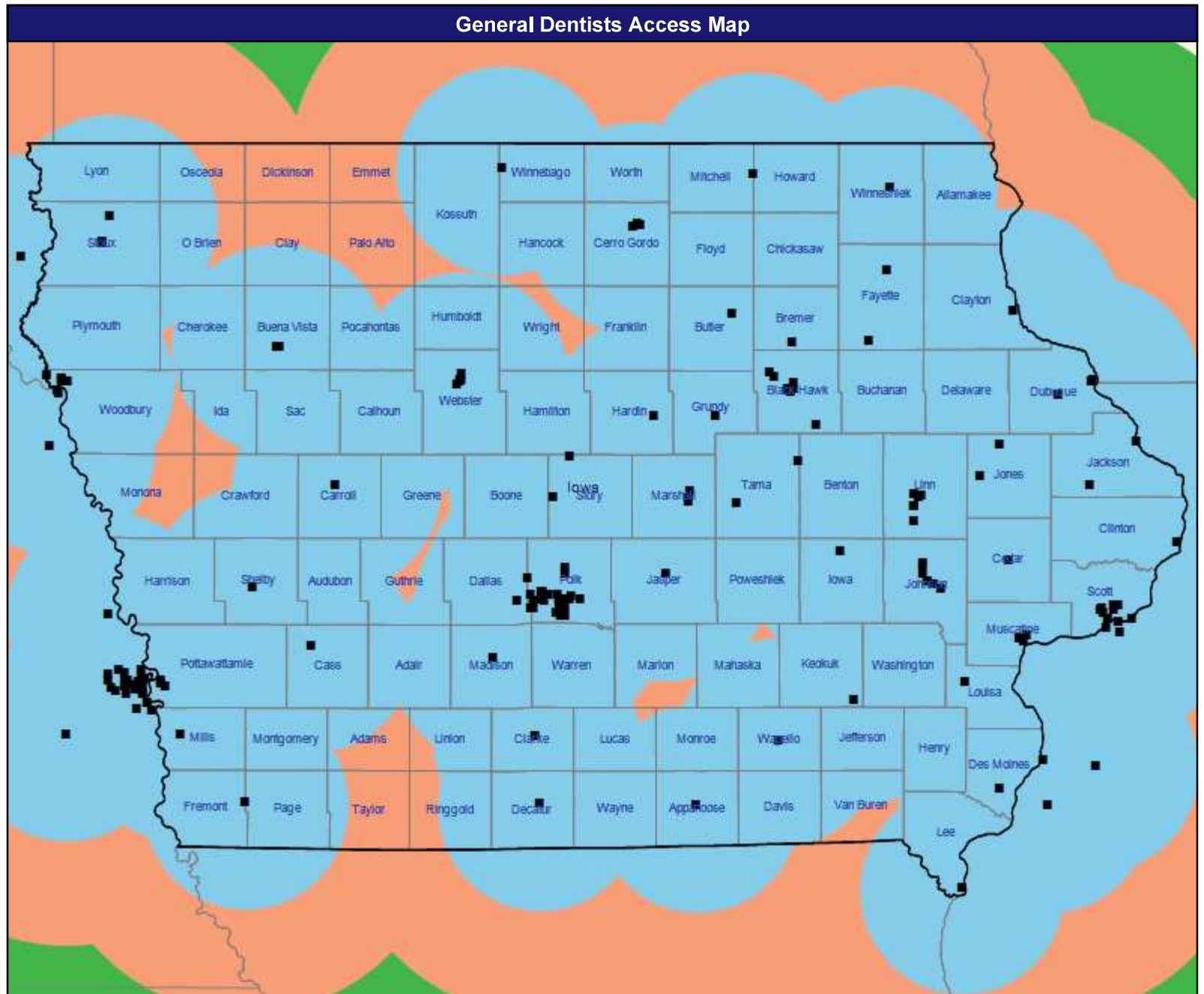
April 3, 2023

General Dentists

Total Providers: 732

- All provider access points
- 30 mile radius
- 60 mile radius
- 90 mile radius

41.42 miles





# Primary Care Dentist Access Map

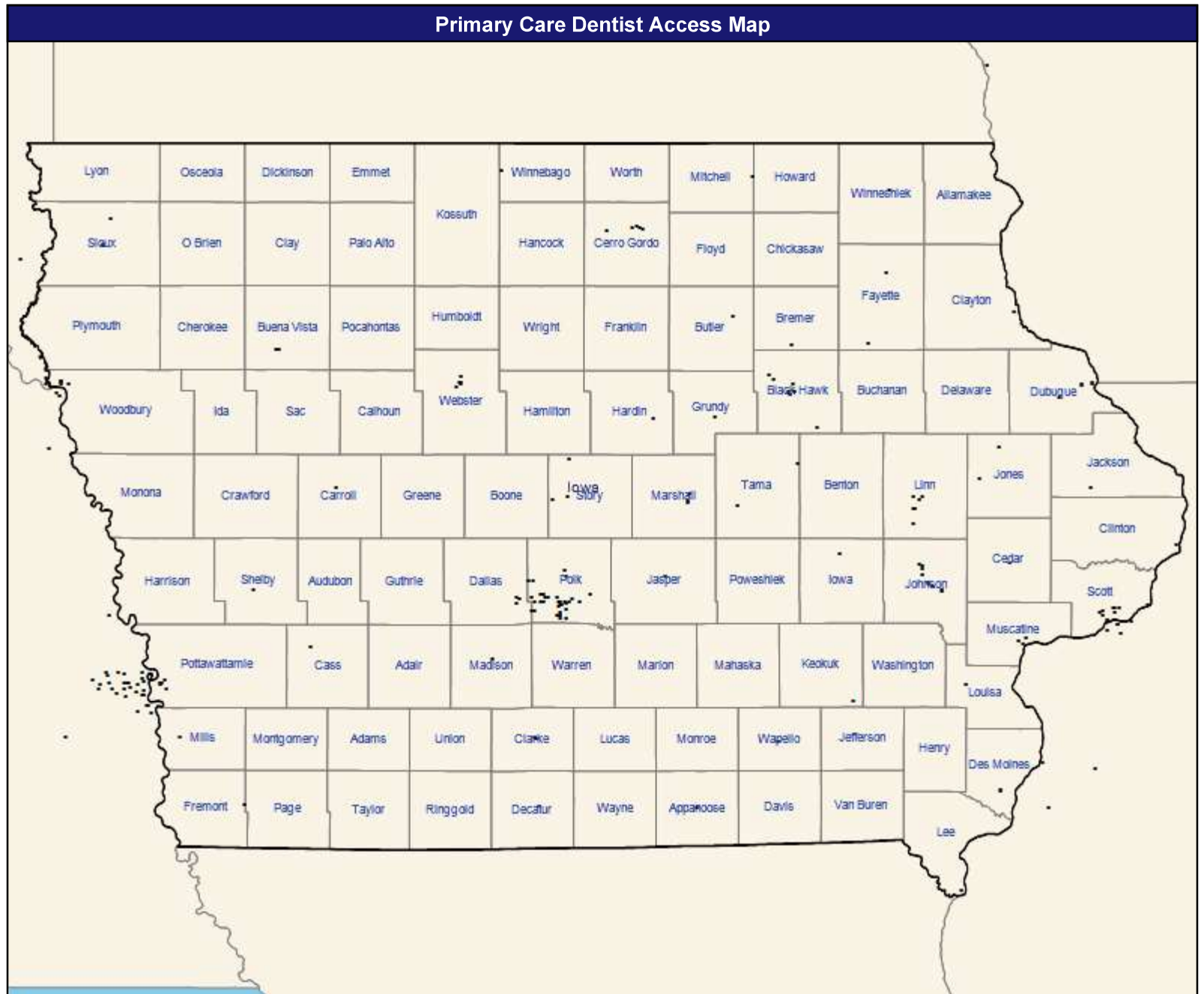
April 3, 2023

Primary Care Dentist

Total Providers: 879

■ All provider access points

41.42 miles



# Endodontists Access Map

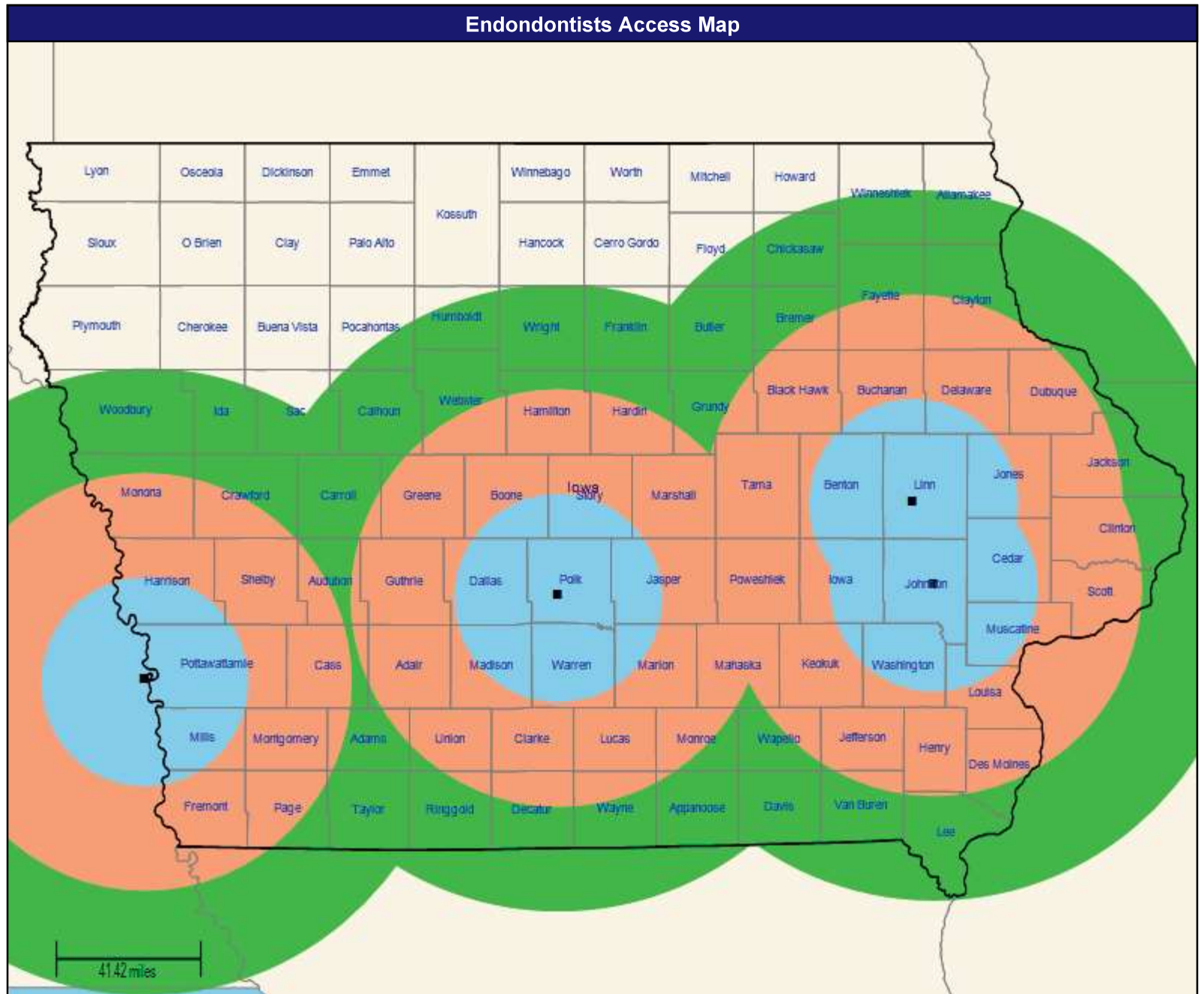
April 3, 2023

Endodontists

Total Providers: 14

- All provider access points
- 30 mile radius
- 60 mile radius
- 90 mile radius

41.42 miles



# Oral Surgeons Access Map

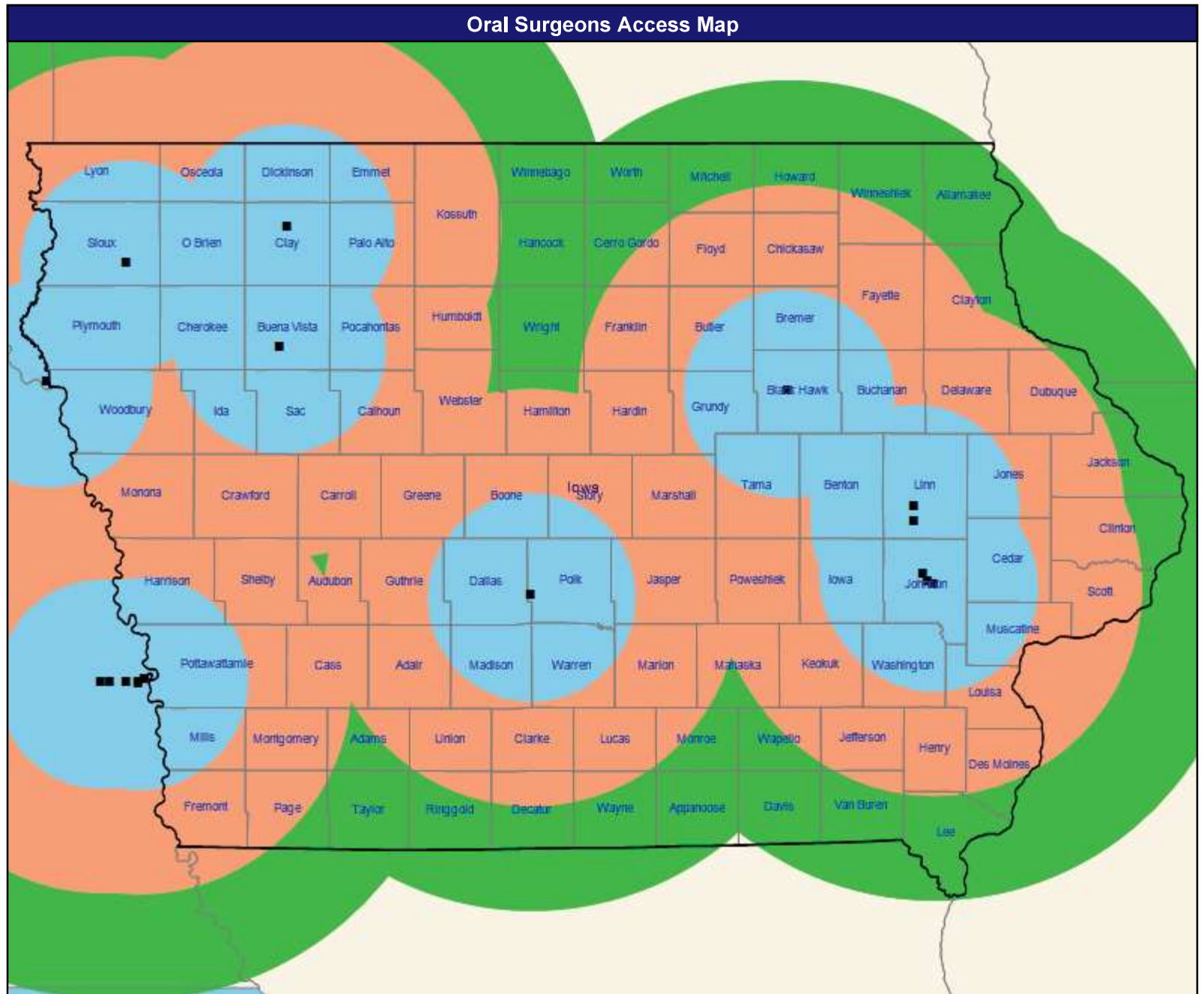
April 3, 2023

Oral Surgeons

Total Providers: 80

- All provider access points
- 30 mile radius
- 60 mile radius
- 90 mile radius

41.42 miles





# Orthodontists Access Map

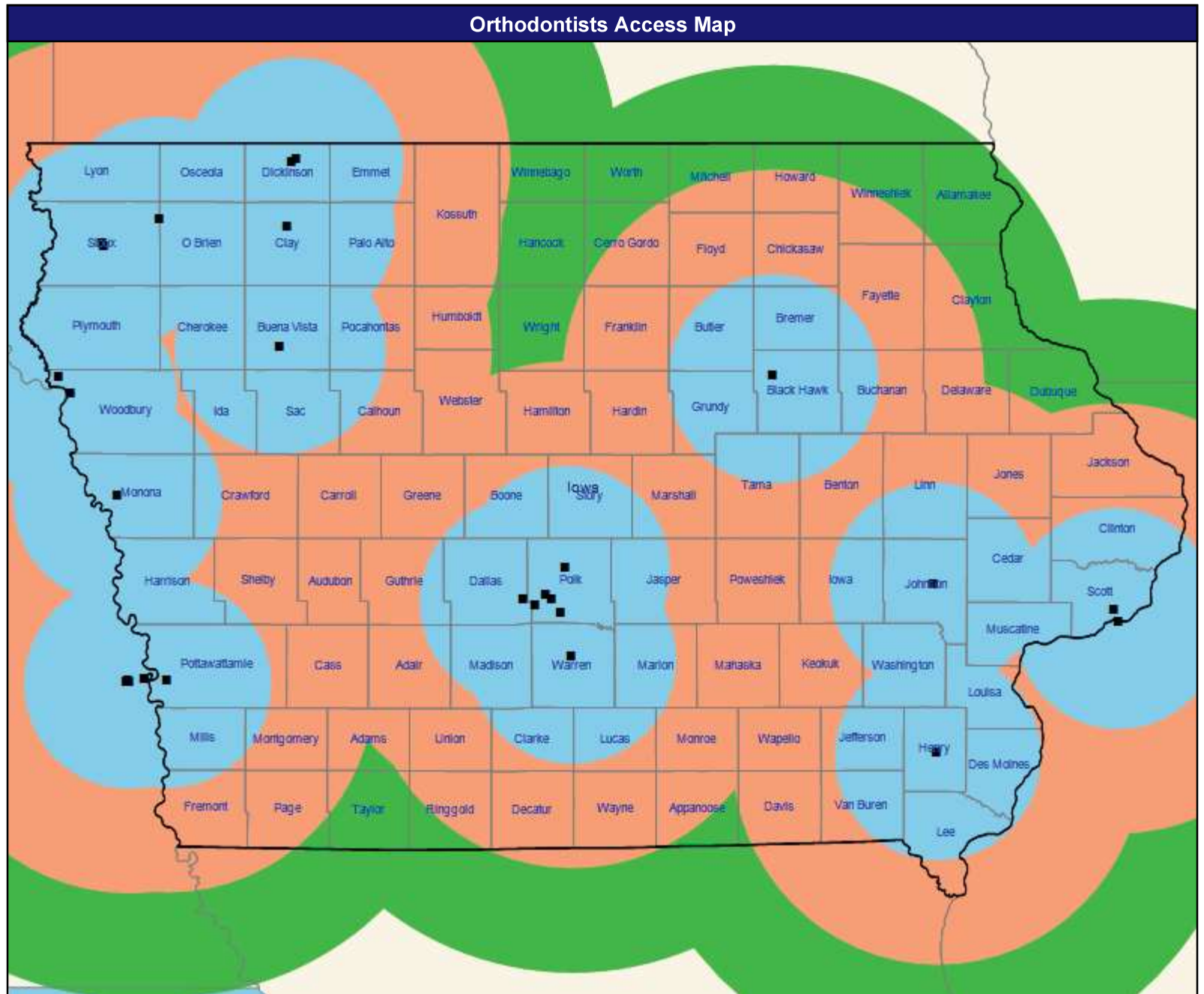
April 3, 2023

Orthodontists

Total Providers: 54

- All provider access points
- 30 mile radius
- 60 mile radius
- 90 mile radius

41.42 miles



# Periodontists Access Map

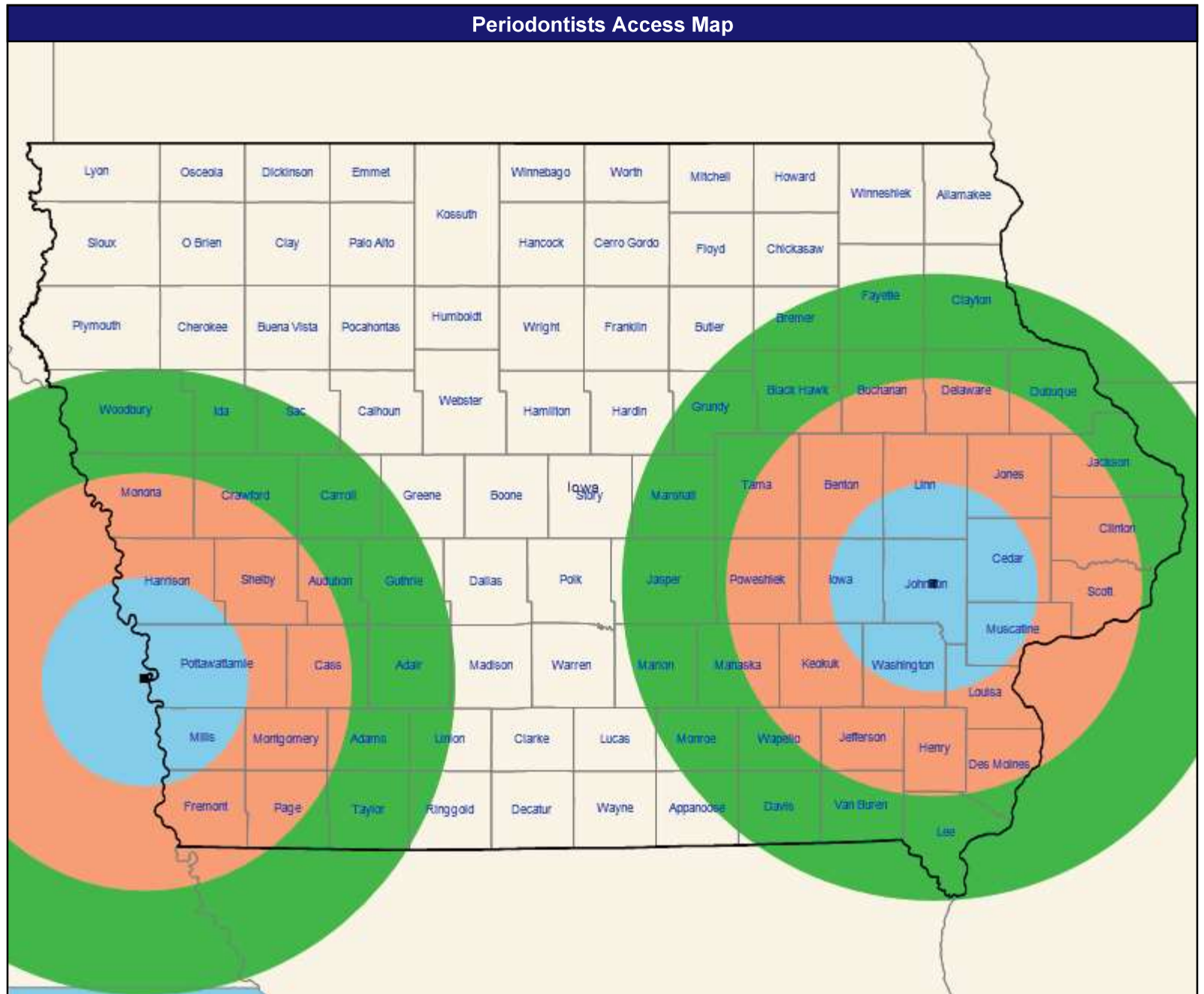
April 3, 2023

Periodontists

Total Providers: 16

- All provider access points
- 30 mile radius
- 60 mile radius
- 90 mile radius

41.42 miles



# Prosthodontists Access Map

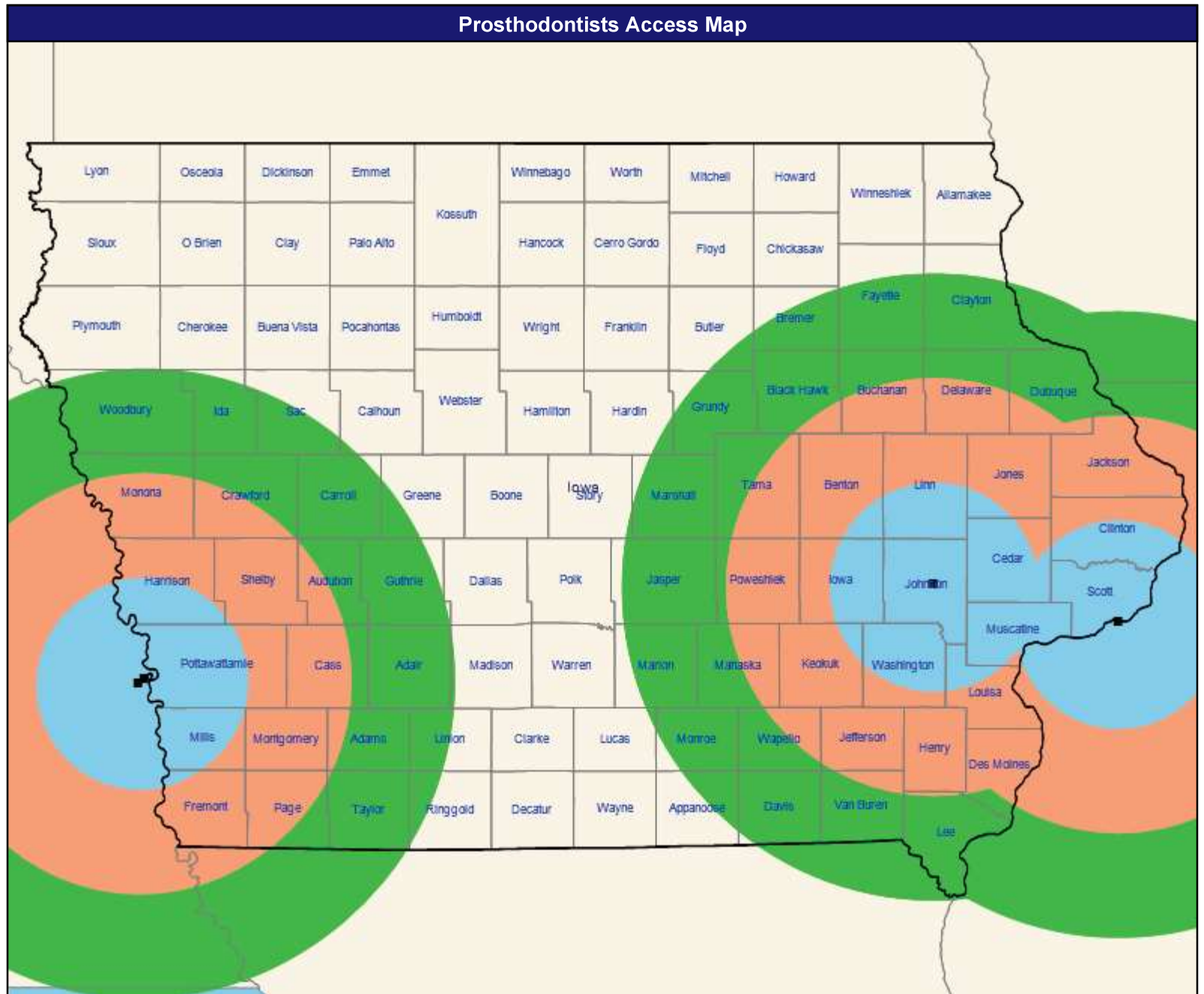
April 3, 2023

Prosthodontists

Total Providers: 23

- All provider access points
- 30 mile radius
- 60 mile radius
- 90 mile radius

41.42 miles





# Prosthodontists Access Map

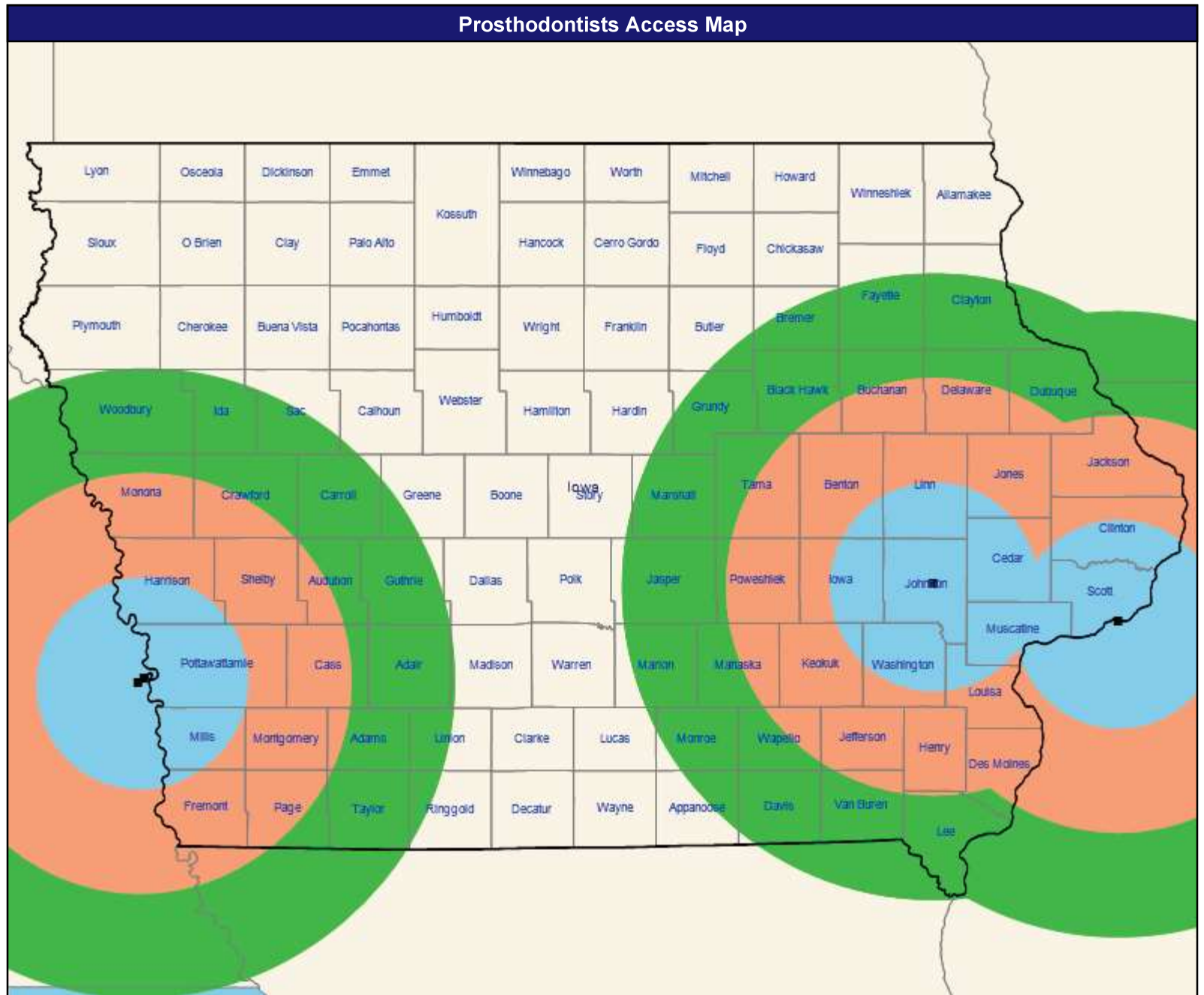
April 3, 2023

Prosthodontists

Total Providers: 23

- All provider access points
- 30 mile radius
- 60 mile radius
- 90 mile radius

41.42 miles



# Access Summary By County

April 3, 2023

Access Analysis  
All Access

DWP Member Group  
DWP Members (Iowa)

Provider Group  
General Dentists (Iowa)  
Primary Care Dentist (Iowa)  
Endodontists (Iowa)  
Oral Surgeons (Iowa)  
Orthodontists (Iowa)  
Periodontists (Iowa)  
Prosthodontists (Iowa)

<sup>1</sup> Provider counts represent:  
#: Provider access points  
P: Unique providers  
L: Unique provider locations

\*\* These records have been excluded from the analysis because of invalid zip codes.

All DWP Members													
DWP Member		Provider		With Access		Without Access		Counts <sup>1</sup>			Average Distance		
Group	#	Group	Standard	#	%	#	%	#	P	L	1	2	3
DWP Members	297,010	General Dentists	1 in 30 miles and 30 m...	278,030	93.6	18,980	6.4	694	694	171	7.6	9.0	10.2
		General Dentists	1 in 60 miles and 60 m...	296,840	99.9	170	0.1	694	694	171	7.6	9.0	10.2
		General Dentists	1 in 90 miles and 90 m...	297,010	100.0	0	0.0	694	694	171	7.6	9.0	10.2
		Primary Care Dentist	1 in 90 miles and 90 m...	297,010	100.0	0	0.0	836	836	194	7.5	8.8	10.0
		Endodontists	1 in 30 miles and 30 m...	107,008	36.0	190,002	64.0	14	14	4	45.5	45.5	77.2
		Endodontists	1 in 60 miles and 60 m...	140,196	47.2	156,814	52.8	14	14	4	45.5	45.5	77.2
		Endodontists	1 in 90 miles and 90 m...	204,287	68.8	92,723	31.2	14	14	4	45.5	45.5	77.2
		Oral Surgeons	1 in 30 miles and 30 m...	150,649	50.7	146,361	49.3	75	75	17	30.9	37.2	38.3
		Oral Surgeons	1 in 60 miles and 60 m...	209,810	70.6	87,200	29.4	75	75	17	30.9	37.2	38.3
		Oral Surgeons	1 in 90 miles and 90 m...	286,467	96.5	10,543	3.5	75	75	17	30.9	37.2	38.3
		Orthodontists	1 in 30 miles and 30 m...	167,411	56.4	129,599	43.6	54	54	28	22.9	32.3	36.9
		Orthodontists	1 in 60 miles and 60 m...	267,886	90.2	29,124	9.8	54	54	28	22.9	32.3	36.9
		Orthodontists	1 in 90 miles and 90 m...	296,641	99.9	369	0.1	54	54	28	22.9	32.3	36.9
		Periodontists	1 in 30 miles and 30 m...	24,278	8.2	272,732	91.8	16	16	2	78.8	78.8	78.8
		Periodontists	1 in 60 miles and 60 m...	59,063	19.9	237,947	80.1	16	16	2	78.8	78.8	78.8
		Periodontists	1 in 90 miles and 90 m...	92,574	31.2	204,436	68.8	16	16	2	78.8	78.8	78.8
		Prosthodontists	1 in 30 miles and 30 m...	44,255	14.9	252,755	85.1	23	23	5	74.8	78.8	78.8
		Prosthodontists	1 in 60 miles and 60 m...	84,206	28.4	212,804	71.6	23	23	5	74.8	78.8	78.8
		Prosthodontists	1 in 90 miles and 90 m...	108,192	36.4	188,818	63.6	23	23	5	74.8	78.8	78.8

Key Geographic Areas											
County	DWP Member		Provider		With Access		Without Access		Average Distance		
	Group	#	Group	Standard	#	%	#	%	1	2	3
Polk, IA	DWP Members	52,313	General Dentists	1 in 30 miles and 30 mins	52,313	100.0	0	0.0	1.6	2.0	2.2
			General Dentists	1 in 60 miles and 60 mins	52,313	100.0	0	0.0	1.6	2.0	2.2
			General Dentists	1 in 90 miles and 90 mins	52,313	100.0	0	0.0	1.6	2.0	2.2
			Primary Care Dentist	1 in 90 miles and 90 mins	52,313	100.0	0	0.0	1.5	1.7	2.0
			Endodontists	1 in 30 miles and 30 mins	52,285	99.9	28	0.1	5.7	5.7	107.8
			Endodontists	1 in 60 miles and 60 mins	52,313	100.0	0	0.0	5.7	5.7	107.8
			Endodontists	1 in 90 miles and 90 mins	52,313	100.0	0	0.0	5.7	5.7	107.8
			Oral Surgeons	1 in 30 miles and 30 mins	52,224	99.8	89	0.2	10.7	10.7	10.7
			Oral Surgeons	1 in 60 miles and 60 mins	52,313	100.0	0	0.0	10.7	10.7	10.7
			Oral Surgeons	1 in 90 miles and 90 mins	52,313	100.0	0	0.0	10.7	10.7	10.7
			Orthodontists	1 in 30 miles and 30 mins	52,313	100.0	0	0.0	3.9	4.4	4.6
			Orthodontists	1 in 60 miles and 60 mins	52,313	100.0	0	0.0	3.9	4.4	4.6
			Orthodontists	1 in 90 miles and 90 mins	52,313	100.0	0	0.0	3.9	4.4	4.6
			Periodontists	1 in 30 miles and 30 mins	0	0.0	52,313	100.0	110.0	110.0	110.0
			Periodontists	1 in 60 miles and 60 mins	0	0.0	52,313	100.0	110.0	110.0	110.0
Periodontists	1 in 90 miles and 90 mins	0	0.0	52,313	100.0	110.0	110.0	110.0			