



CAREBRIDGE

Iowa EVV Stakeholder Meeting
Home Health Implementation


September 26, 2023

Agenda



- Welcome and Introductions
- EVV Overview
- Home Health Implementations
- Timeline and Provider Action
- Multiple Services
- Next Steps

Agenda



- Welcome and Introductions
- EVV Overview
- Home Health Implementations
- Timeline and Provider Action
- Multiple Services
- Next Steps

The CareBridge Mission


CareBridge exists to enable individuals in home and community-based settings (HCBS) to maximize their health, independence and quality of life.

WE ACCOMPLISH OUR MISSION BY:

- ✓ Ensuring HCBS members receive **individualized, reliable, and appropriate** care to promote greater **independence**
- ✓ Providing members and caregivers with access to a **highly trained clinical team 24/7**
- ✓ **Coordinating closely** with PCPs, Case Managers, and other care team members
- ✓ Delivering solutions that address **physical and behavioral health needs and promote health equity**
- ✓ Partnering with Managed Care Organizations in **value-based** arrangements



Agenda



- Welcome and Introductions
- EVV Overview
- Home Health Implementations
- Timeline and Provider Action
- Multiple Services
- Next Steps

EVV Overview

What is EVV?

- Electronic Visit Verification (EVV) uses technology to electronically record when a caregiver begins and ends providing home health services (HHS) to Medicaid members
- EVV solutions work on a device such as a smartphone, GPS-enabled tablet, or landline to collect the caregivers' start and end times
- The requirements for a compliant EVV system are outlined in the *21st Century Cures Act*, a federal law that requires all states to implement EVV

EVV captures the following:

- Type of service provided
- Member receiving the service
- Caregiver providing the service
- Date of the service
- Location of the service delivery
- Time the service begins and ends

Who is CareBridge?

- CareBridge is a technology company that helps states, health plans, and providers deliver the best care for Home Community Based Services (HCBS) members
- We have a comprehensive, best-in-class CareBridge EVV Solution, Data Aggregator, and Claim Engine
- Providers can use the free CareBridge EVV solution or use their own compliant EVV system through integration with CareBridge

CareBridge is:

- A partner to ensure success under the *21st Century Cures Act*
- An established EVV and EVV data aggregation vendor
- An experienced team with a track record of successful statewide implementations

Agenda



- Welcome and Introductions
- EVV Overview
- Home Health Implementations
- Timeline and Provider Action
- Multiple Services
- Next Steps

EVV Required Services

Code	Description	AGP	ITC	MHC
S9122	Home Health Aide [waiver]	✓	✓	✓
S9123	Skilled Nursing (RN) [waiver]	✓	✓	✓
S9124	Skilled Nursing (LPN) [waiver]	✓	✓	✓
T1002	Nursing Care, RN, IMMT, home	✓	✓	✓
T1003	Nursing Care, LPN, IMMT, home	✓	✓	✓
T1004	Home Health Aide, IMMT	✓	✓	✓
T1004:U3	Home Health Aide	✓	✓	✓
T1021	Home Health Aide	✓	✓	✓
T1030	Nursing Care, RN, home	✓	✓	✓
T1031	Nursing Care, LPN, home	✓	✓	✓
S9122	Home Health Aide [non-waiver]	✓	✓	✓
S9123	Skilled Nursing (RN) [non-waiver]	✓	✓	✓
S9124	Skilled Nursing (LPN) [non-waiver]	✓		✓
G0151	Physical Therapist (PT), home health setting or hospice	✓	✓	✓
G0152	Occupational Therapist (OT), home health setting or hospice	✓	✓	✓
G0153	Speech Language Pathologist (SLP or ST), home health setting or hospice	✓	✓	✓
G0156	Home Health Aide, home health or hospice setting	✓	✓	✓
G0158	OT Assistant, home health setting or hospice	✓	✓	✓
G0159	PT, home health setting	✓	✓	✓
G0160	OT, home health setting	✓	✓	✓
G0161	SLP, home health setting	✓	✓	✓
G0299	RN Direct Care, home health or hospice setting	✓	✓	✓
G0300	LPN Direct Care, home health setting or hospice	✓	✓	✓

Abbr.	Health Plan
AGP	Amerigroup Iowa
ITC	Iowa Total Care
MHC	Molina Healthcare of Iowa

EVV Requirements

Federal mandate requires all states to implement EVV



Amerigroup Iowa, Iowa Total Care, and Molina Healthcare of Iowa will be launching all Home Health services on **October 1, 2023**



All claims for EVV Required Services must be generated through EVV starting **January 1, 2024**

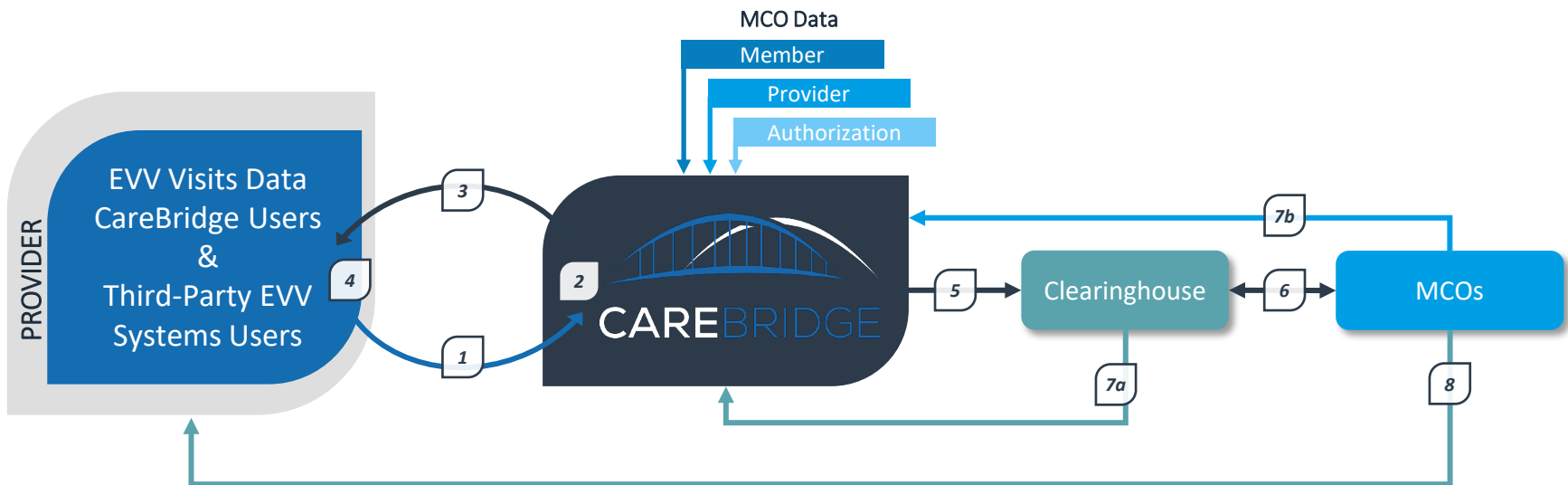
High-level: Workflow

1. Providers use EVV system to capture/correct necessary data. EVV vendor sends data to CareBridge to generate claim.

2. CareBridge EVV Aggregation platform applies applicable EVV, claims, and program/state business rules.

3. CareBridge returns pre-billing validation errors to EVV vendors with the expectation that these are passed on to providers for resolution. **when applicable*

4. Providers resolve errors in their EVV system and resubmit visit to CareBridge. **when applicable*



5. CareBridge generates and sends validated claims via 837 format to Clearinghouse.


6. Applicable claims data sent to MCOs via Clearinghouse. Claim details/status returned to Clearinghouse.

7a. Clearinghouse returns claim details/status to CareBridge through file exchange process (277CA).
7b. MCOs returns detailed claim report to CareBridge.

8. MCOs return remit (835) information to providers through existing process.

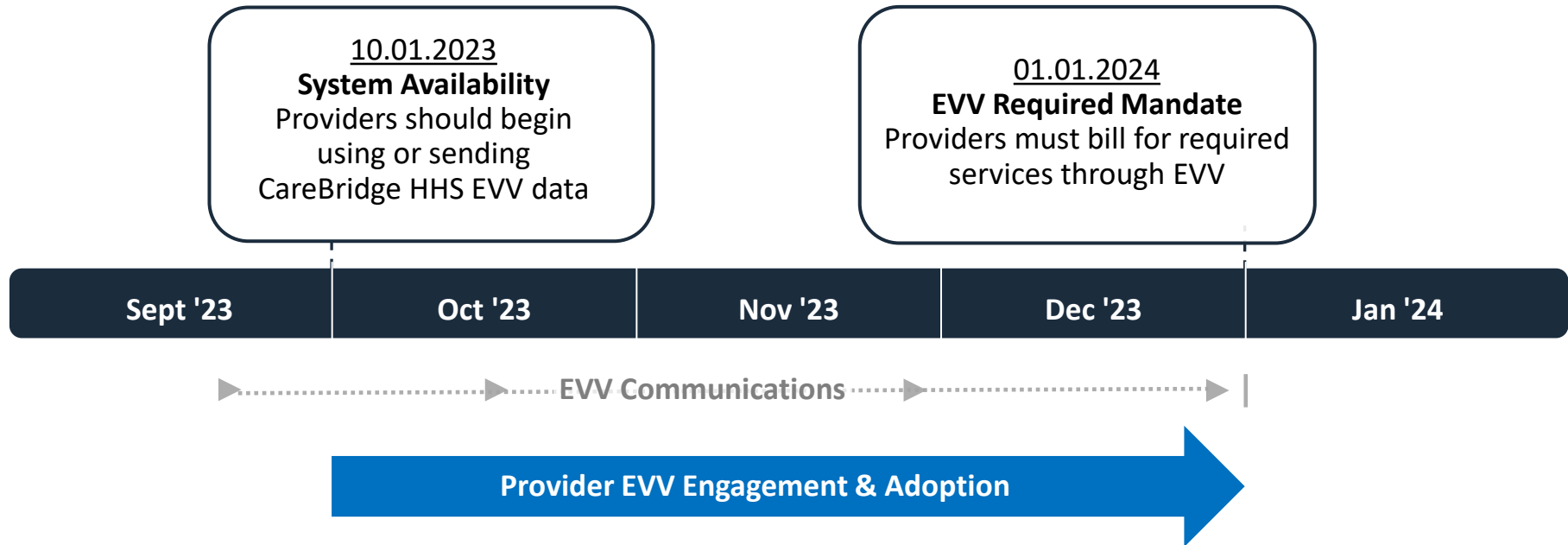


Agenda



- Welcome and Introductions
- EVV Overview
- Home Health Implementations
- Timeline and Provider Action
- Multiple Services
- Next Steps

Home Health Implementation Timeline



EVV Communications

Provider Communications	Target Deadline
Welcome Letter - Description of EVV, Instructions, FAQs	09/18/23 – 09/22/23
Training Letter - Instructions for CB Users to register for Training Sessions	09/25/23 – 09/29/23
Provider On-Boarding - Additional communication related to provider on-boarding is shared with both CB EVV and Third-Party EVV Users as needed	10/09/23 – 12/29/23
Final Notice - For providers who have not completed onboarding to let them know claims will not be paid outside of EVV starting 1/1	12/18/23 – 12/29/23

Provider Onboarding

CareBridge Users

1. Complete the EVV Provider Setup & Access form (vendor selection)
 - Complete recommended Live Training Sessions (Orientation + 4 Modules) or review the OnDemand videos for the Orientation and Module sessions
2. Log into the CareBridge Portal
 - Set up your office in the CareBridge portal
3. Acknowledge an Authorization / Schedule an Appointment
4. Complete an EVV visit using CareBridge EVV
5. Submit a claim via CareBridge EVV

Third-Party EVV Users

1. Complete the EVV Provider Setup & Access form (vendor selection)
 - Have your EVV Vendor complete the EVV Intake Form
 - Review the Integrated Agency Portal User Guide
2. Vendor receives credentials
 - CareBridge sends this information directly to your vendor
3. Vendor completes testing with CareBridge
4. Vendor sends production data to CareBridge
5. Submit a claim via CareBridge

Provider Actions

ALL PROVIDERS

Complete the required **Provider Setup & Access Request Form**.

<http://evv.carebridgehealth.com/loginrequest>

- The respondent should be familiar with claims, billing/EDI, authorization process, and current EVV solution
- Respondent will need to provide information regarding:
 - Company legal name and identification numbers (e.g., tax id, NPI)
 - Current company contact information EVV/billing administrator and contact information
 - EVV Vendor selection (and contact information if not using CareBridge)

NOTE: Setup responses are for Amerigroup Iowa, Iowa Total Care, and Molina Healthcare of Iowa. Please complete only once.

PROVIDERS USING A THIRD-PARTY EVV VENDOR

Your EVV Vendor must complete the required **Third-Party EVV Vendor Intake Form**.

<http://evvintegrationform.carebridgehealth.com/>

- EVV vendors are **required** to complete this intake form to initiate integration activities with CareBridge
- EVV vendors should review the state specific Integration Guide and Technical Specifications for instructions on obtaining credentials for both testing and production environments:

<http://evvintegration.carebridgehealth.com/>



Agenda



- Welcome and Introductions
- EVV Overview
- Home Health Implementations
- Timeline and Provider Action
- Multiple Services
- Next Steps

Multiple Services

CareBridge Users

- During training CareBridge will address how to:
 - Schedule and/or complete multiple EVV services for a patient, performed by a single or multiple caregivers in a single day
 - Bill for specific services vs. ALL services performed for a patient

Third-Party EVV Users

- Connect with your EVV Vendor to understand how to:
 - Schedule and/or complete multiple EVV services for a patient, performed by a single or multiple caregivers in a single day
 - Send visits to CareBridge
 - Bill for specific services vs. ALL services performed for a patient

Agenda



- Welcome and Introductions
- EVV Overview
- Home Health Implementations
- Timeline and Provider Action
- Multiple Services
- Next Steps

Next Steps

All providers should be on the lookout for communications about EVV coming from IA Medicaid and the MCOs

- ❑ Providers should be prepared to take immediate action
- ❑ Tell CareBridge who your EVV vendor will be via the EVV Provider Setup & Access form: <http://evv.carebridgehealth.com/loginrequest>
 - If you currently use EVV for PCS services, you must still complete this form.
 - Providers and their vendors are not complete a new intake form if the vendor has previously integrated with CareBridge
 - For more about vendor integration with CareBridge please review our [New Provider/Vendor Procedure](#)
- ❑ Register for and complete recommended training:
 - CareBridge Users: <https://www.carebridgehealth.com/ia-training-hh>
 - Third-Party Users: <http://evvintegration.carebridgehealth.com/>
- ❑ Visit our resource library for details on how to complete EVV onboarding with CareBridge: <http://resourcelibrary.carebridgehealth.com/iaevv/CBUser>

More Information on EVV, EVV next steps, or CareBridge:

CareBridge Support Center

IAEVV@carebridgehealth.com