




Trauma Program Manager Webinar

DECEMBER 17, 2021 – THE YEAR IN REVIEW



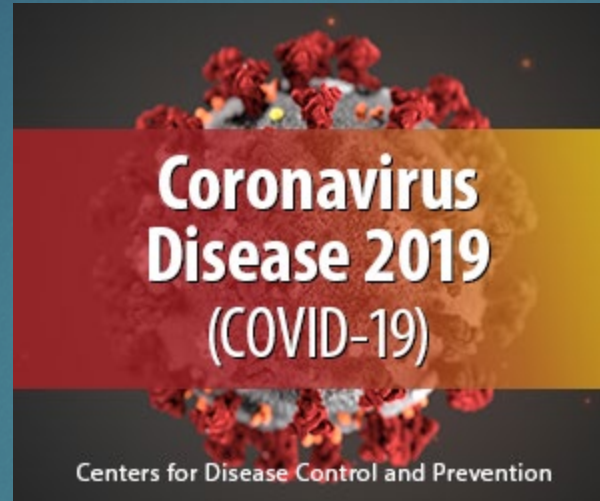
Jill Wheeler, RN, BSN, CCRN, SCRN, TCRN
Trauma Nurse Coordinator
Bureau of Emergency and Trauma Services

Upcoming Opportunities

- ▶ Working with Iowa Hospital Association (IHA) to possibly offer free CE credits for select monthly webinars!
 - ▶ Typically 4th Friday of the month
- ▶ Trauma System Advisory Council (TSAC)
 - ▶ Tuesday, January 18 - 1:00-4:00pm
 - ▶ Tuesday, April 19 - 1:00-4:00pm



2021: The Year in Review



- ▶ Governor's Emergency Disaster Proclamation
 - ▶ Trauma elements:
 - ▶ registry concurrency suspended
 - ▶ education requirements suspended
 - ▶ Trauma elements **were** in effect May 26, 2020 – May 27, 2021

2021: The Year in Review

- ▶ **7** Level III Virtual reverifications
- ▶ **19** Level IV Virtual reverifications
- ▶ **20** Level IV Paper reverifications
- ▶ Total = **46** reverifications



2021: The Year in Review

- ▶ Cited **107** Criteria Deficiencies
- ▶ Issued **27** Letters of Warning
- ▶ Issued **7** Citation and Warnings
- ▶ Issued **1** Probation
- ▶ Zero Deficiency Facilities: **18**

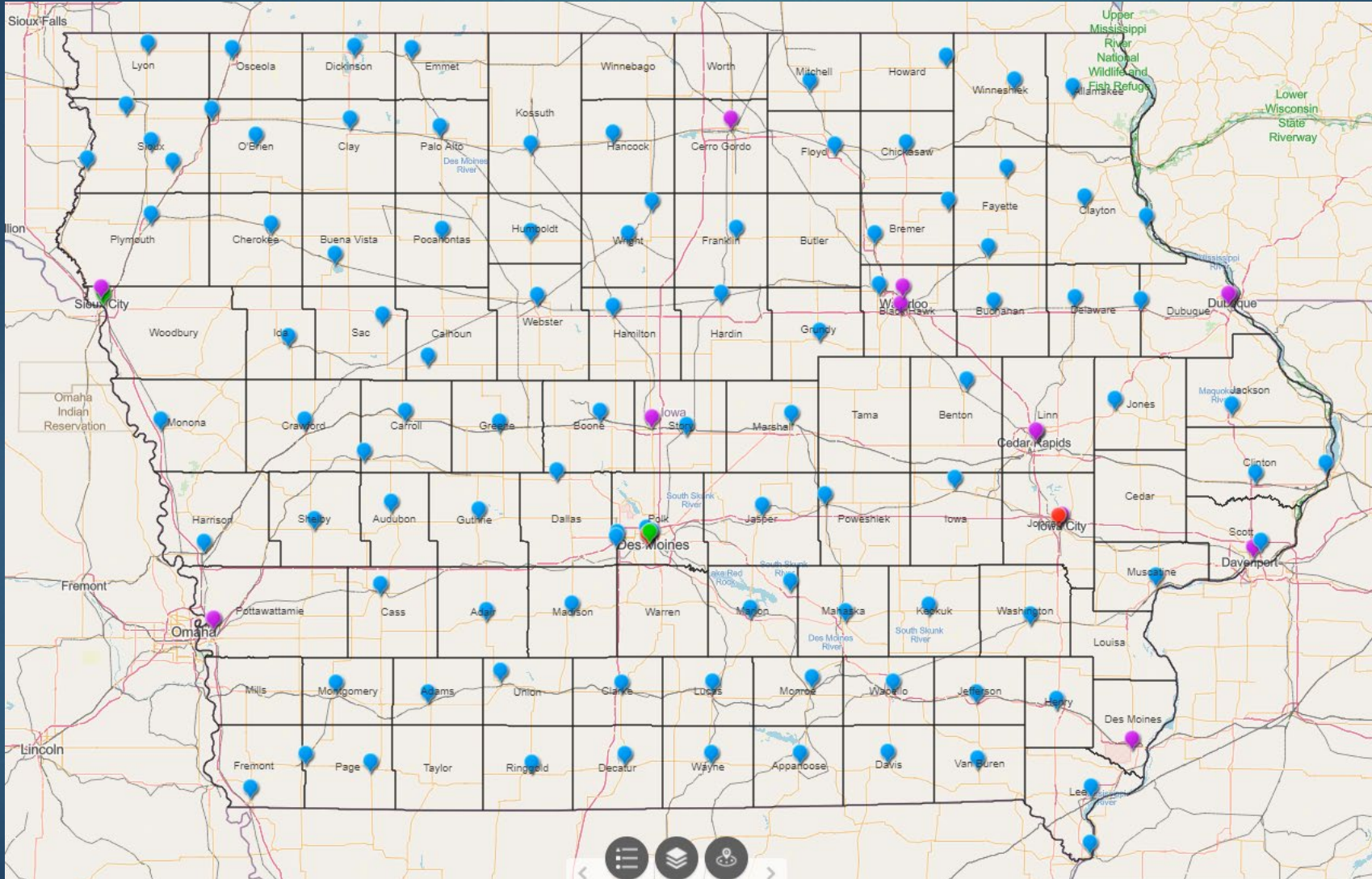


2021: The Year in Review

- ▶ **Level I** : **2** (+1 peds)
- ▶ **Level II** : **2** (+1 peds) (previously 3)
- ▶ **Level III** : **13** (previously 14)
- ▶ **Level IV** : **101** (previously 99)
- ▶ Total = **118** trauma care facilities



2021: The Year in Review



2021: The Year in Review



- ▶ Welcomed **49** new trauma coordinators (**42%**)
- ▶ Hosted **10** State TPM webinars
- ▶ Conducted **11** technical assistance visits
- ▶ Resolved **56** criteria deficiencies

2021: The Year in Review



▶ AIS Courses – 49 attended



▶ TPM Courses – 41 attended



▶ Train the Trainers workshop – 47 attended

2021: The Year in Review

▶ National Injury Prevention Day (Nov. 18)

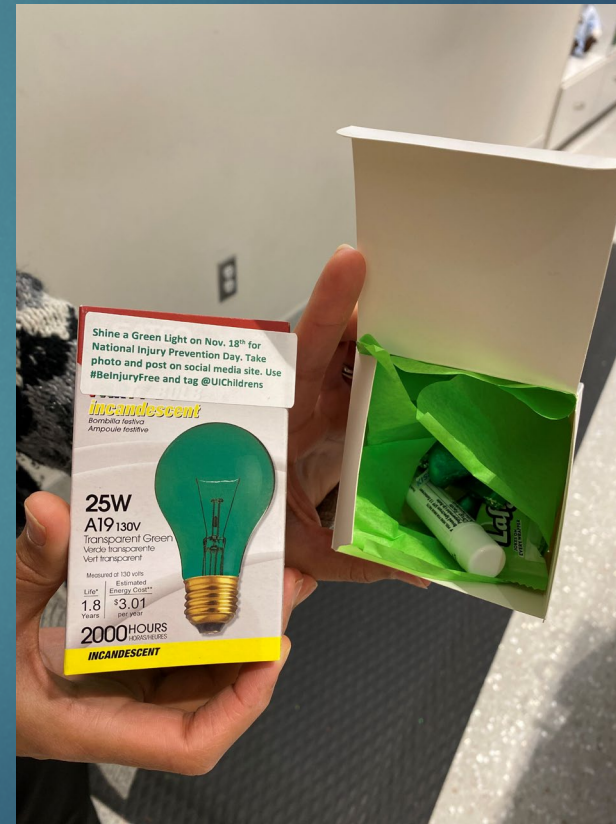


2021: The Year in Review

▶ National Injury Prevention Day



Protecting and Improving the Health of Iowans



2021: The Year in Review



 **Rick Sidwell** @rsidwell · Nov 18

More to follow, but I can report an amazing drive to work this morning! At @IMMC_Trauma we strongly support all of those working to improve #RuralTrauma care. Not pictured but equally culpable in today's shenanigans is, of course, @b_feisty!

 **UnityPoint Health - Des Moines** @UnityPointDSM · Nov 18

Dr. Richard Sidwell, trauma surgeon with @TheIowaClinic, and part of the Level 1 Trauma Team at Iowa Methodist, arrived at the hospital in style today. On National Rural Health Day @NOSORH, Sidwell drove his 1950 @JohnDeere! Thanks to Bondurant Fire for the escort! #powerofrural



3 4 31

2021: The Year in Review



Iowa Trauma Registry Report 2020

Authorship - Bureau of Emergency and Trauma Services
October 2021

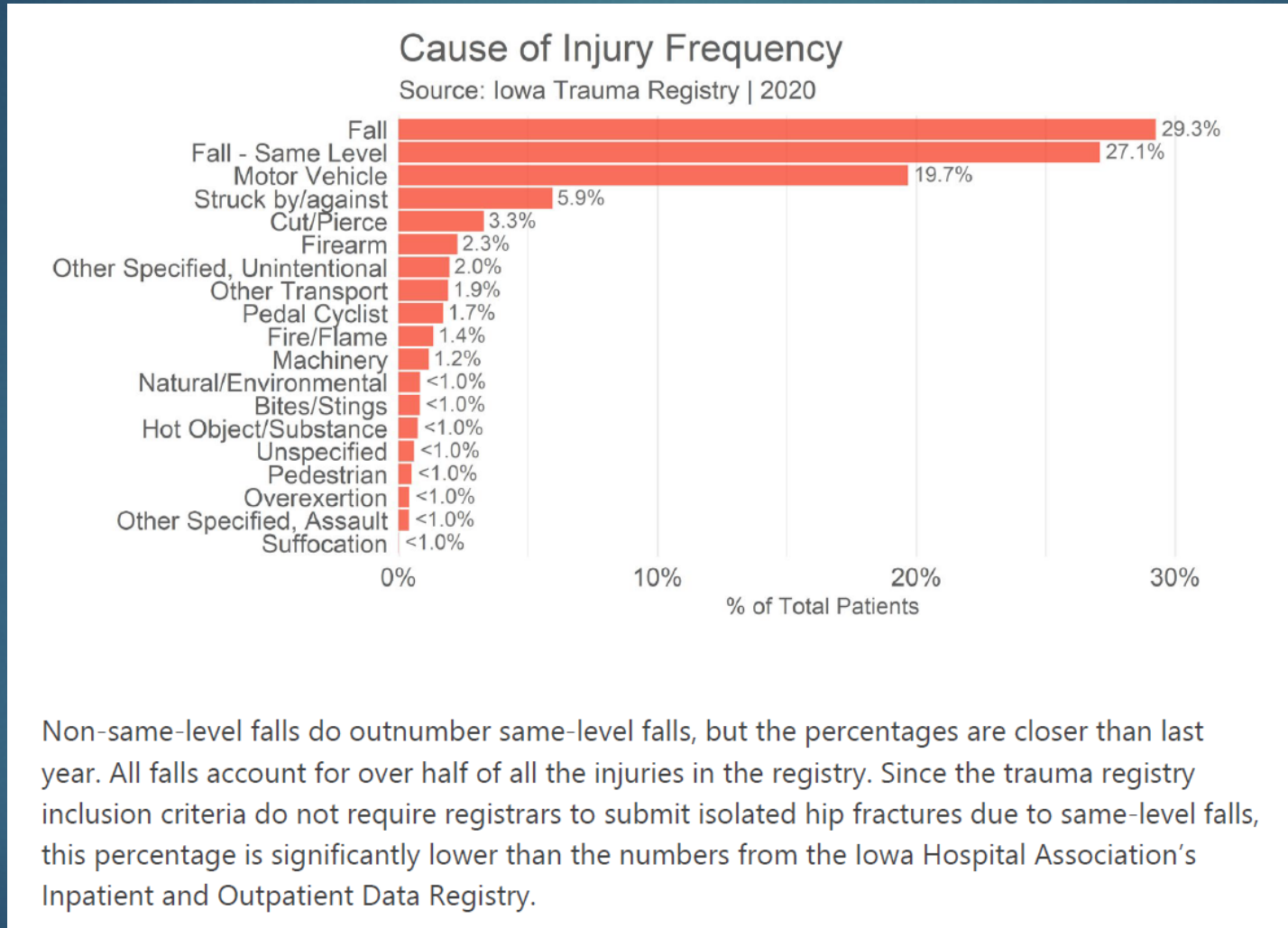
Iowa Department of Public Health
Protecting and Improving the Health of Iowans



Recently posted to the IDPH BETS website:

<https://idph.iowa.gov/BETS/Trauma/data-registry>

Iowa Trauma Registry Report 2020

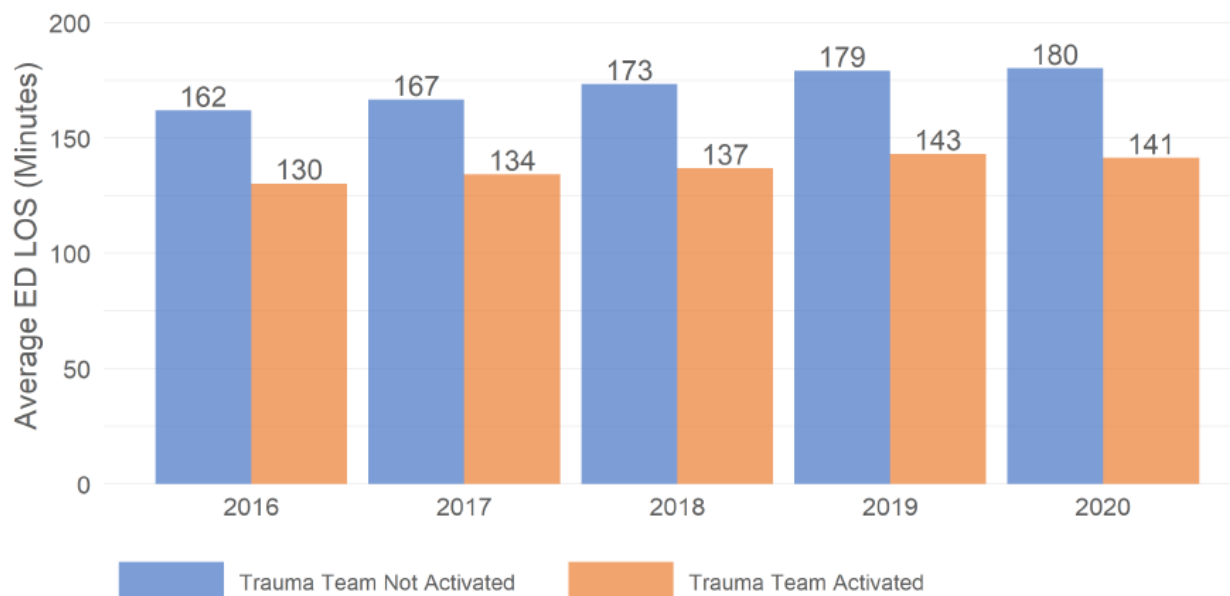


Iowa Trauma Registry Report 2020



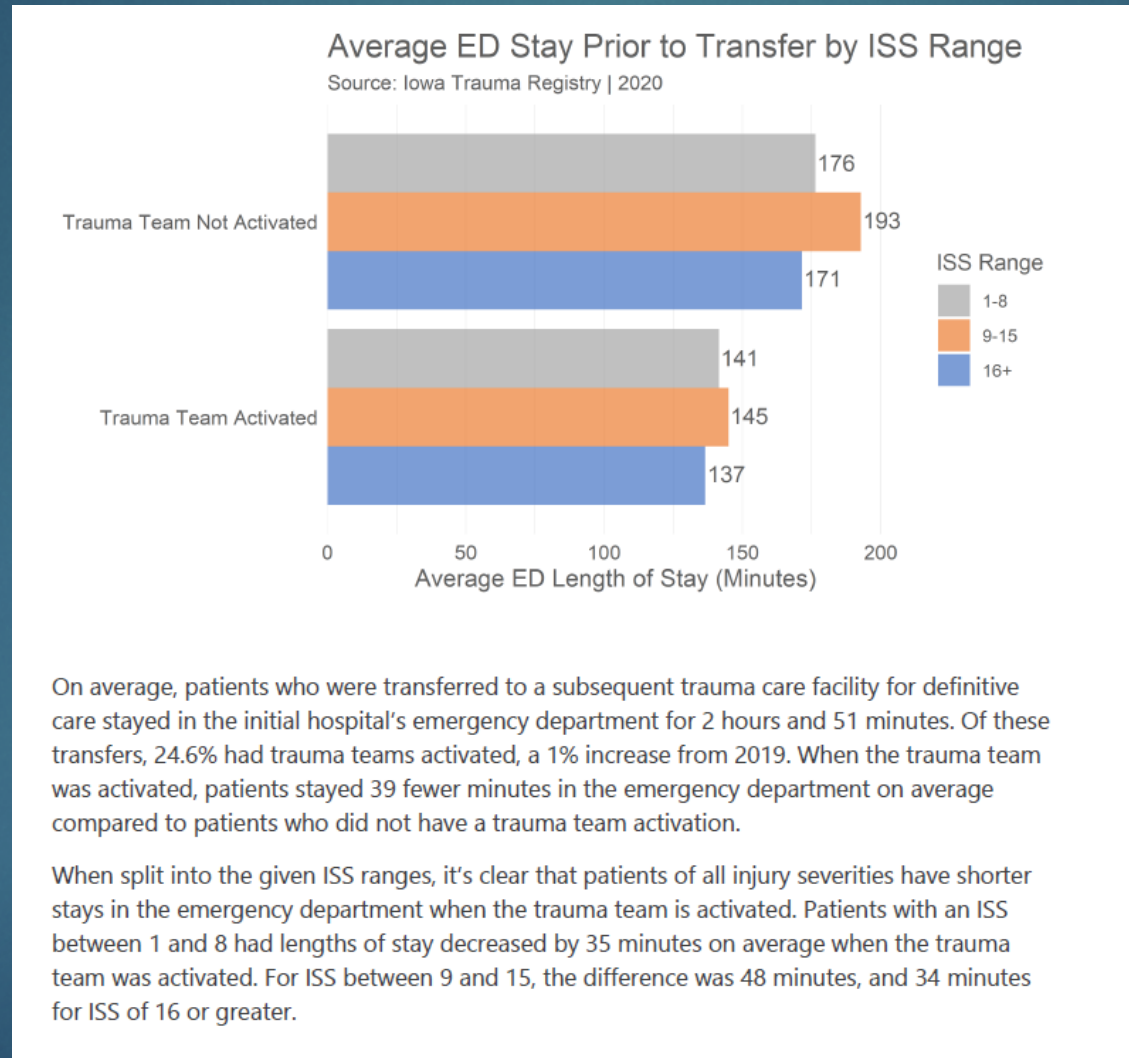
Average ED Stay Prior to Transfer

Source: Iowa Trauma Registry | 2016-2020



The average length of stay in the emergency department for transfers out of the emergency department has increased since 2016, with the sole exception being patients for whom the trauma team was activated in 2020. There were slight increases for the average lengths of stay for trauma activations and non-activations for each year.

Iowa Trauma Registry Report 2020



On average, patients who were transferred to a subsequent trauma care facility for definitive care stayed in the initial hospital's emergency department for 2 hours and 51 minutes. Of these transfers, 24.6% had trauma teams activated, a 1% increase from 2019. When the trauma team was activated, patients stayed 39 fewer minutes in the emergency department on average compared to patients who did not have a trauma team activation.

When split into the given ISS ranges, it's clear that patients of all injury severities have shorter stays in the emergency department when the trauma team is activated. Patients with an ISS between 1 and 8 had lengths of stay decreased by 35 minutes on average when the trauma team was activated. For ISS between 9 and 15, the difference was 48 minutes, and 34 minutes for ISS of 16 or greater.

Iowa Trauma Registry Report 2020

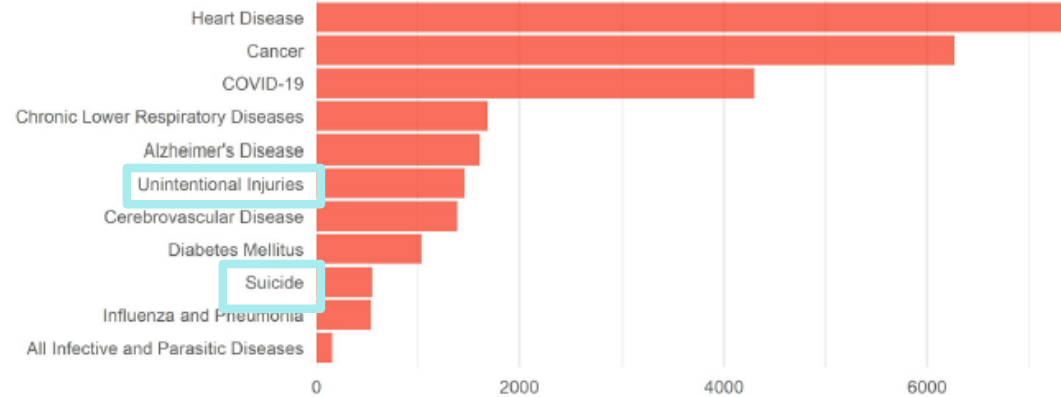


Deaths

Death data was compiled from publicly available reports from the Iowa Bureau of Health Statistics, as well as data requests from that Bureau (see Iowa Death Certificate Data in Data Sources).

Top 10 Causes of Death in Iowa

Source: Iowa Death Certificate Data | 2020

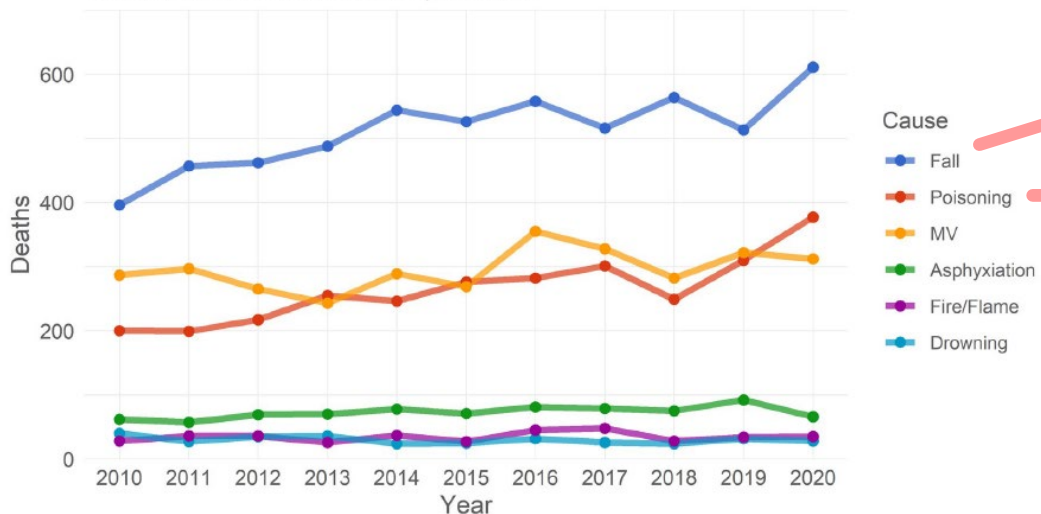


Unintentional injuries account for most trauma deaths in Iowa for 2020. The suicide category of this figure also includes trauma injuries. The major change for 2020 data is the COVID-19 category at 4,299 deaths. This category was the main contributing factor to the total deaths in Iowa jumping from 30,860 in 2019 to 35,965 in 2020. According to the CDC, injury is the leading cause of death among persons 1-44 years of age (<https://www.cdc.gov/injury/wisqars/LeadingCauses.html>).

Iowa Trauma Registry Report 2020

Iowa Unintentional Trauma Deaths by Cause

Source: Iowa Death Certificate Data | 2010-2020



Unintentional fall deaths have increased significantly, continuing a trend of annual fluctuations, but is currently at an all-time high now. The unintentional deaths due to poisonings increased again, reaching a new maximum after having done so last year as well. Unintentional motor vehicle deaths leveled off after the prior year's increase. Asphyxiation deaths had a notable decrease last year.

Trends in Causes of Death

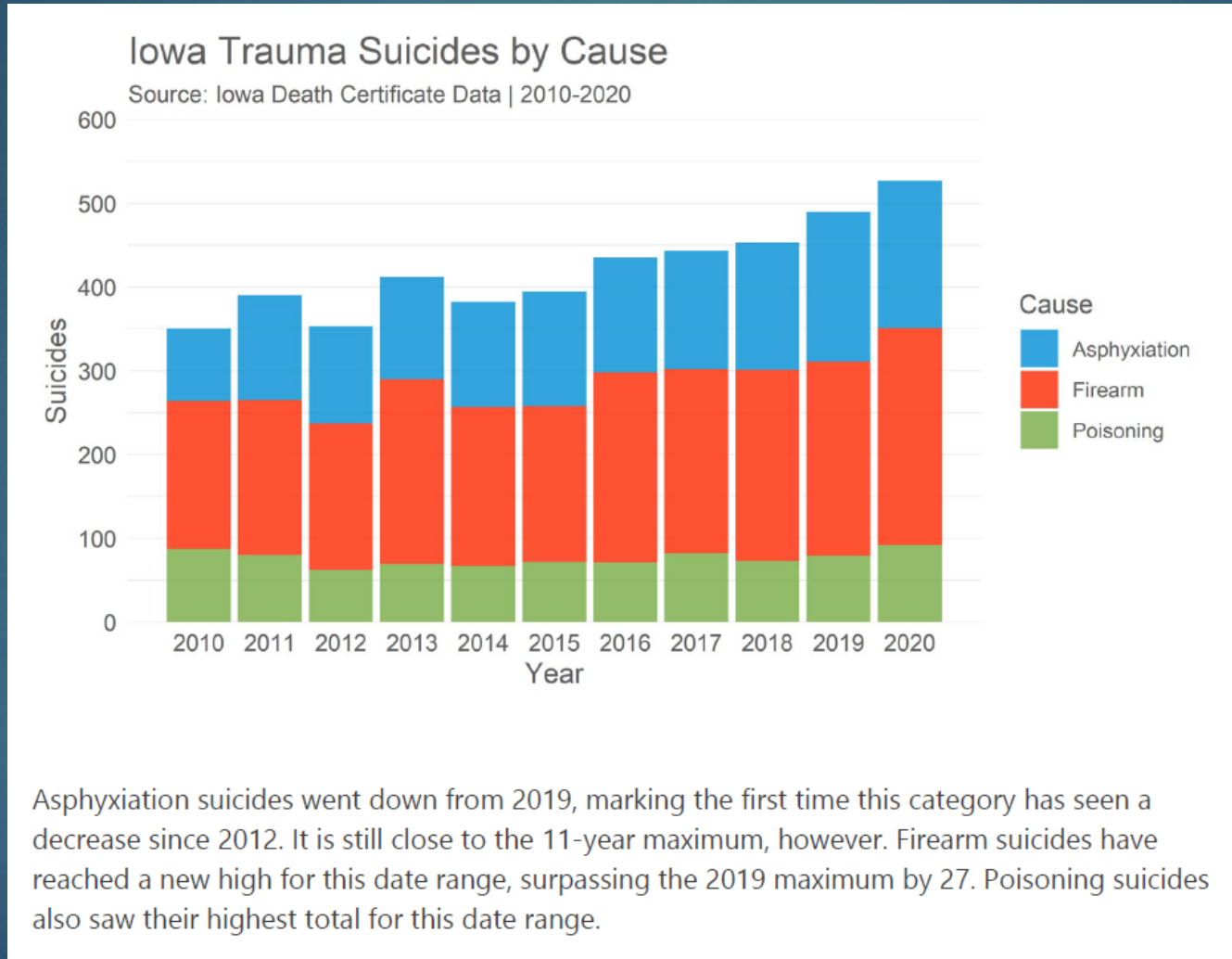
Cause	5-Year Average	2020 Deaths	% 1/1
Drowning	28	28	0.0%
Fall	535	611	14.2%
Fire/Flame	36	35	-2.8%
MV	311	312	0.3%
Poisoning	284	377	32.7%
Asphyxiation	80	66	-17.5%

Table 1: Trends in Iowa trauma deaths

The above table shows deaths from the six listed categories, regardless of intentionality. The 2020 totals for falls and poisonings were significantly higher than the 5-year trailing averages (2015 to 2019). Both categories reached record highs after seeing a dip in 2019 totals, contributing to the large percentage change. The opposite is true for asphyxiation deaths, having spiked in 2019, and seeing a 2020 total lower than any of the previous 8 years.



Iowa Trauma Registry Report 2020



2021: The Year in Review

▶ **Your turn to share!**

- ▶ Accomplishments at your facility this year
- ▶ What are you proud of?
- ▶ What challenges have you faced?
- ▶ How did you get creative with injury prevention?
Staffing? Meetings?



What's next in 2022?

- ▶ **59** facilities due for reverification in 2022
 - ▶ Level III: 6
 - ▶ Level IV: 53
- ▶ Due to the 2020 pandemic redistributions, there will be some 1-year and 4-year certificates issued to restore balance



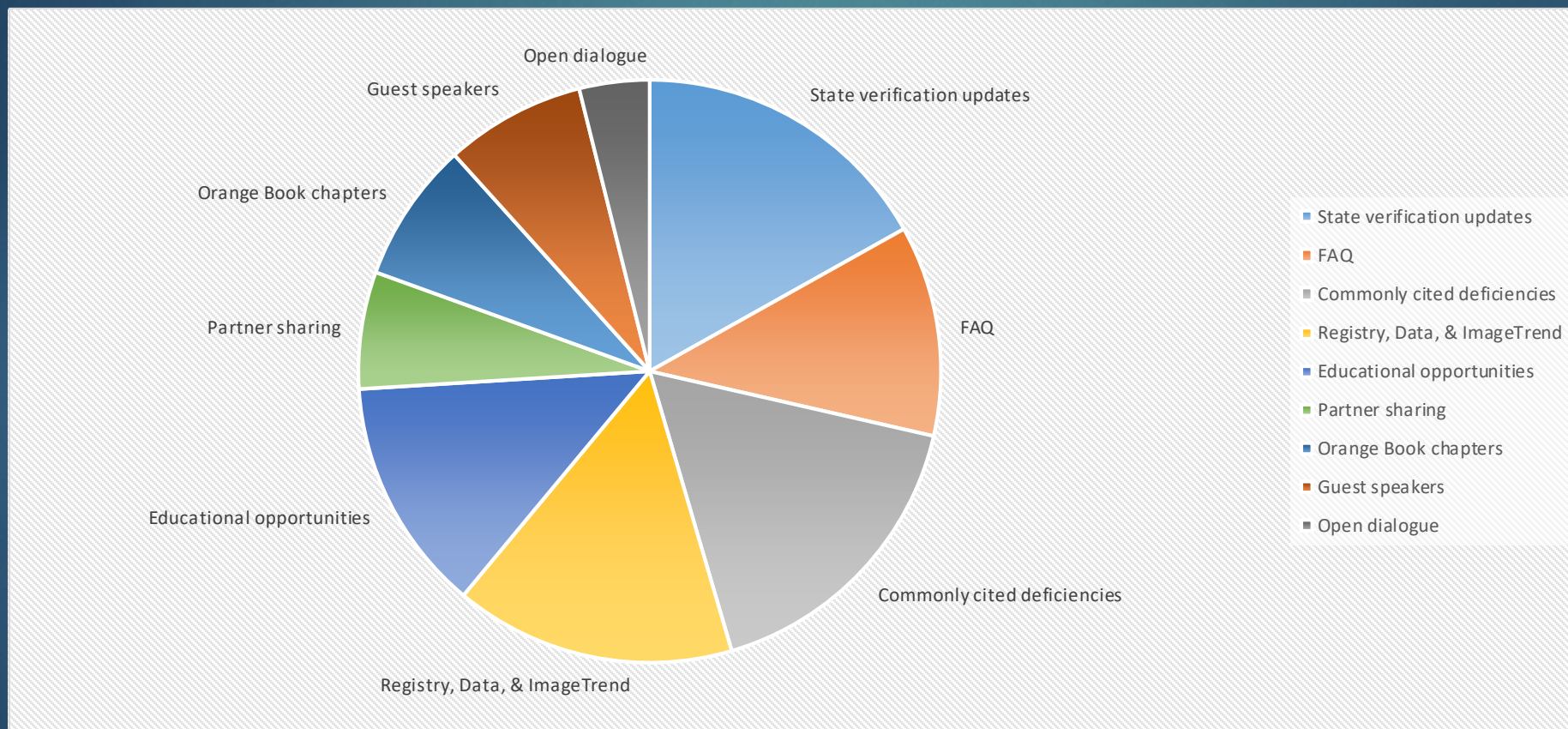
What's next in 2022?

Future TPM Webinar Content



What's next in 2022?

Future TPM Webinar Content




What's next in 2022?

- ▶ State Trauma Plan Workshops for TSAC System Development subcommittee
- ▶ Beginning plans for ACS State consultative visit (2023?)

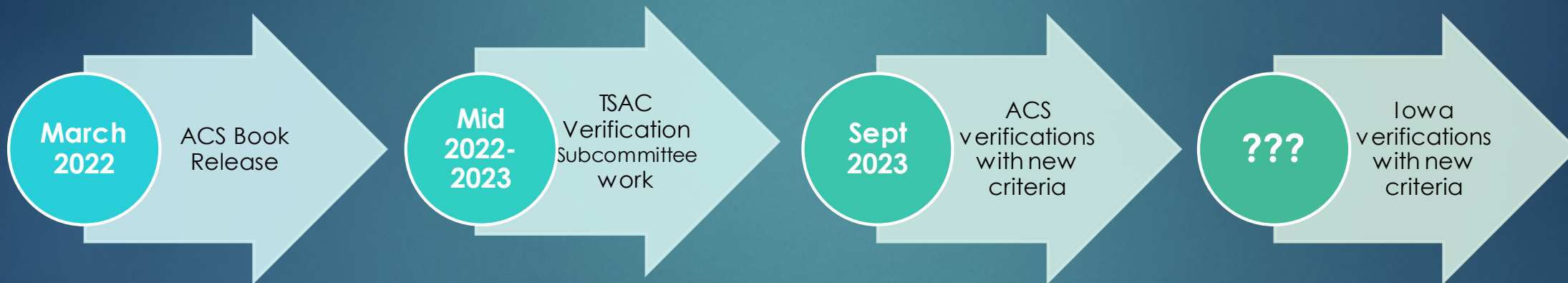


What's next in 2022?

**ACS announces
major changes to
trauma verification**



What's next in 2022?



What's next in 2022?

- ▶ **2022 State Trauma and Preparedness Conference**
 - ▶ August/September? (official date TBD)
 - ▶ Venue in Des Moines area (TBD)
 - ▶ Planning subcommittee – reach out with interest
 - ▶ Topic & speaker suggestions?



Resources

- ▶ [Trauma Program Manager Manual](#)
- ▶ [BETS Trauma Website](#)
- ▶ [American College of Surgeons Verification Website](#)





Happy Holidays!



- ▶ Next TPM webinar:
 - ▶ Friday, January 28, 2022 @ 10:00am
 - ▶ Topic: Organ and Tissue donation
 - ▶ Speakers: Mikaela Stanek (IDN) and Jeanine (donor mom)

- ▶ **Jill Wheeler**
 - ▶ jill.wheeler@idph.iowa.gov
 - ▶ (515) 201-4735