

# Warren County

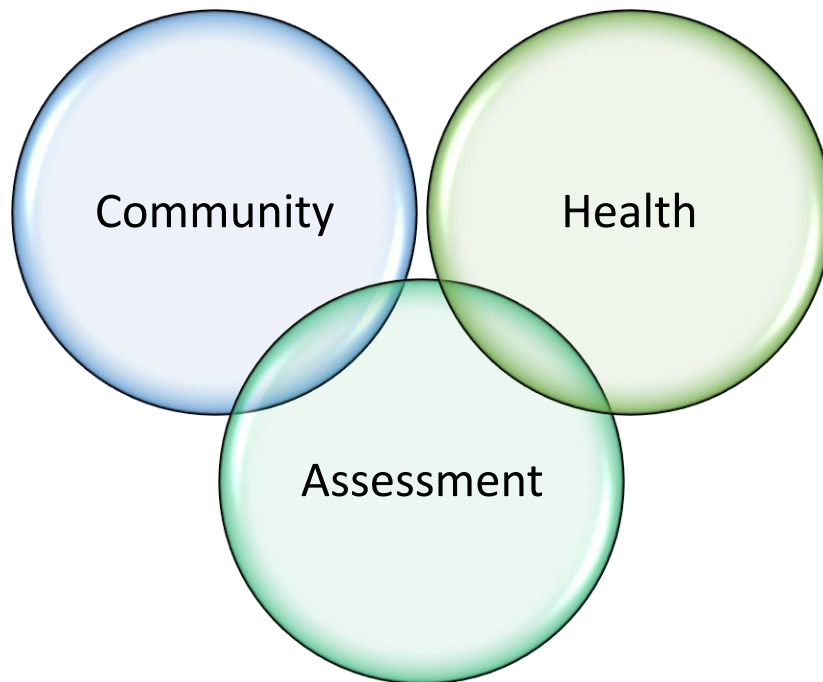
Community Health Assessment

Date Updated: Sept. 1, 2023

---



**Public Health**  
Prevent. Promote. Protect.



For Addittional Information, Contact:

NAME	ORGANIZATION	PHONE	EMAIL
Joelle Stolte Phd, MPH	Warren County Health Services	515-690-9190	joelles@warrencountyia.org



The Mission of Warren County Health Services is to: **Improve the health of the Communities we serve by supporting Education, Disease Prevention and Health Promotion.** The Vision of Warren County Health Services is to: **Create an engaged and empowered community, that strives for their highest level of health and well-being, by promoting healthy lifestyles and safe environments.**

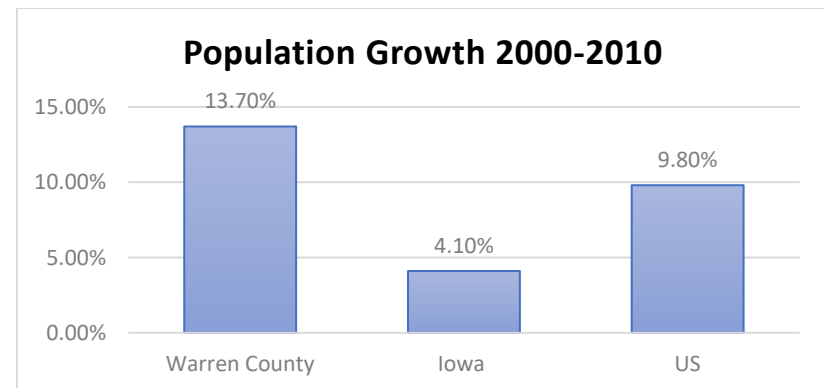
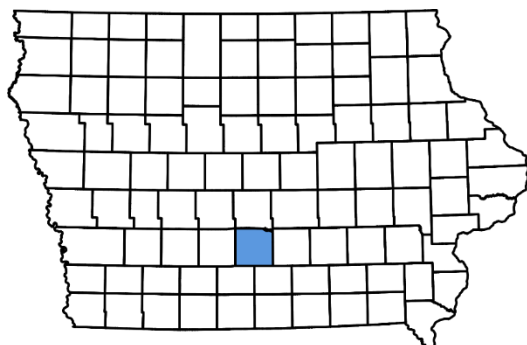
A Community Health Needs Assessment (CHA) provides information so that communities may identify issues of greatest concern and decide to commit resources to those areas, thereby making the greatest possible impact on community health status. The CHA assessment was conducted on behalf of UnityPoint Health-Des Moines, MercyOne Des Moines, Broadlawns Medical Center, Polk County Health Department, Dallas County Health Department, Warren County Health Services, United Way of Central Iowa, EveryStep, and Mid Iowa Health Foundation.

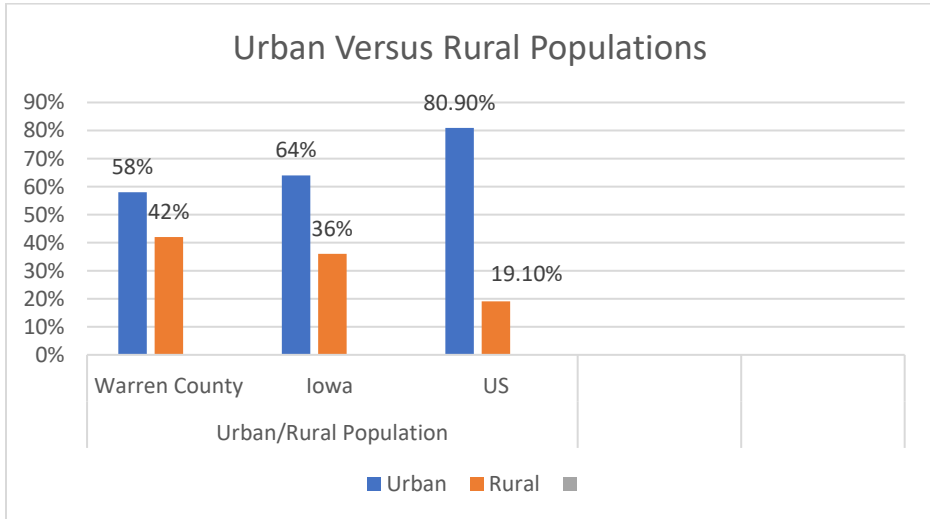
The collaborative CHA was further disseminated to specifically address Warren County Health needs in order to determine an effective Warren County Health Improvement plan with assistance by University of Iowa nursing student, JacylN Young.

The Public Health Administrator and University of Iowa intern developed a plan to evaluate needs in Warren County and disseminate an appropriate health improvement plan based on the results of the 2021 CHA. Meetings were conducted face to face, by webinar and teleconference during the months of September, October, and November 2023. This document outlines a summary and overview of the community health needs assessment results within Warren County, Iowa.

**W**arren County is a county in south central Iowa with a population of 50,076 as of 2019 with total land area that covers 569.84 square miles, and population density of 87.88 per square mile. Warren County is a Metropolitan (intersecting an urban core area of 50,000 or more population) and is connected to the cities of Des Moines (state capital) and West Des Moines. In Warren County, 42% of the population lives in a low population density area (rural). Since 2010 the population of Warren County has increased 13.7%.

Health outcomes represent how healthy a county is right now, in terms of length of life and quality of life. Health Factors represent those things we can modify to improve the length and quality of life for residents. Warren (WR) is ranked among the healthiest counties in Iowa (Highest 75%-100%). The following graphs show the population by age breakdown and by race breakdown within Warren County.



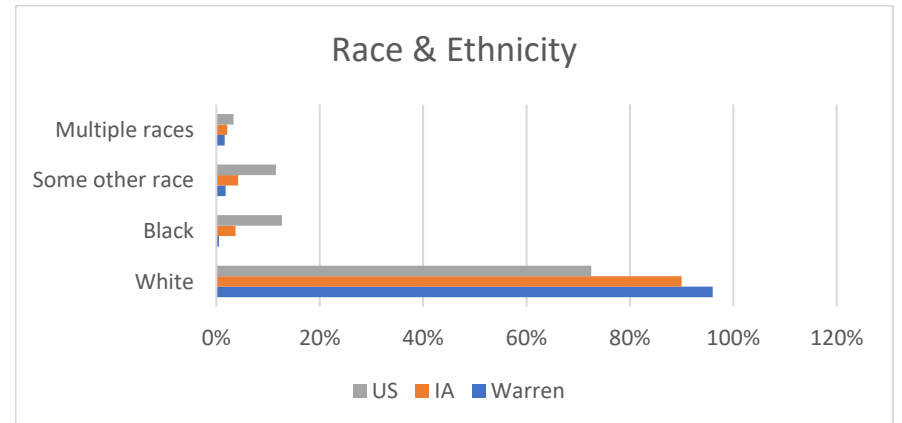
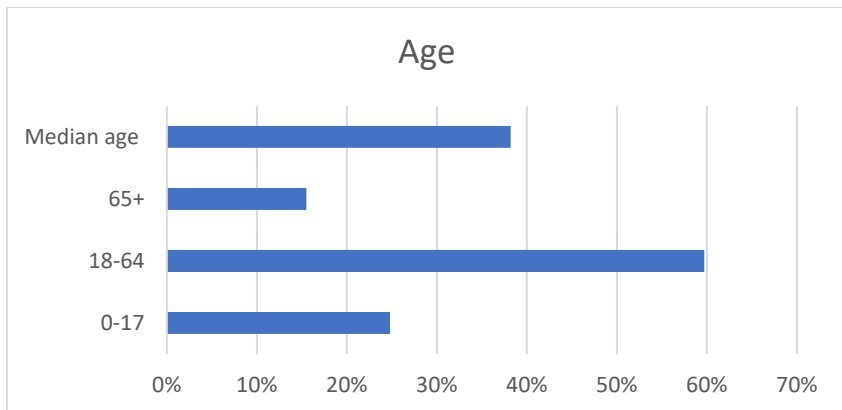


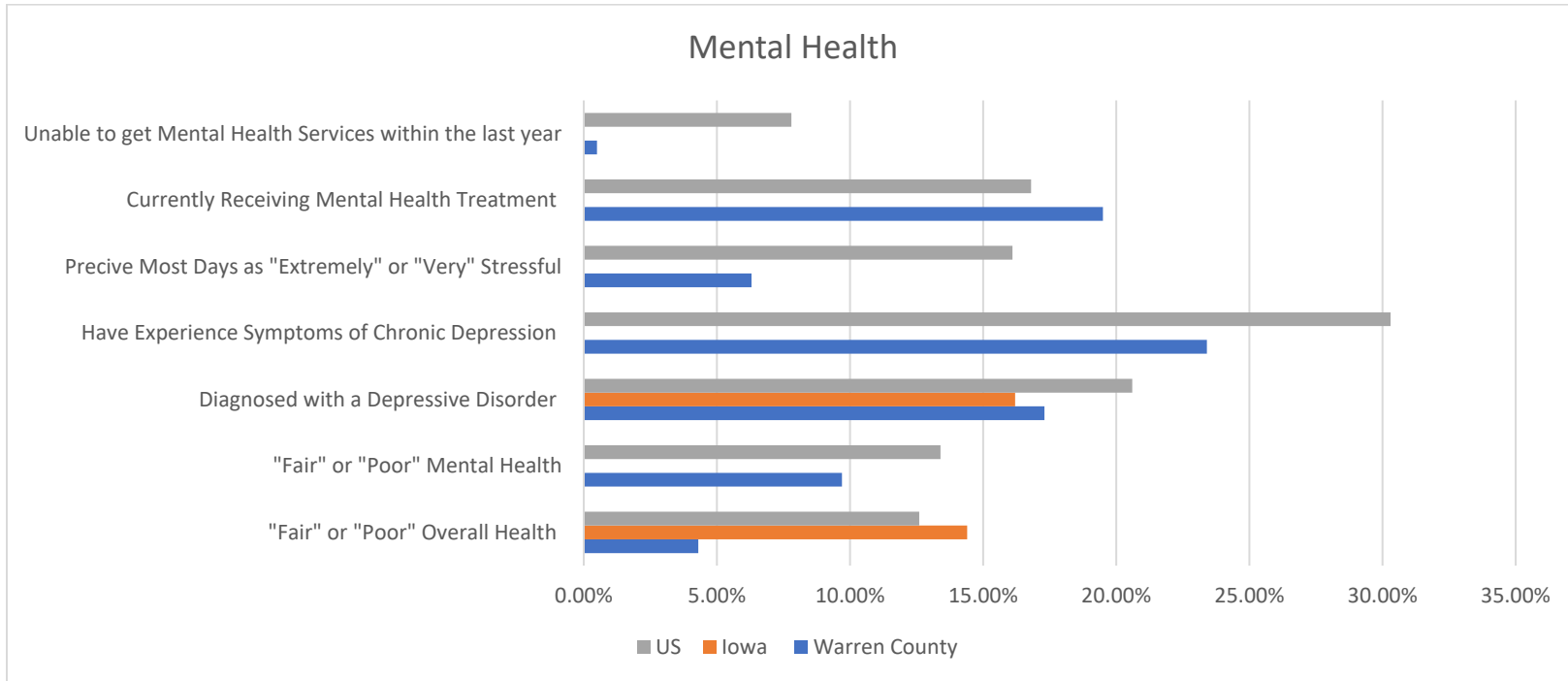
**Geography and population:**

- 58% of Warren County is Urban
- 42% of Warren County is Rural
- Median age is 38 years.
- 60% of warren County population is 18-64
- 25% of warren county population under 17
- 98% of Warren County is of white race.
- 3% of Warren County is Hispanic

Age	
0-17	25%
18-64	60%
65+	16%
Median age	38

Race and Ethnicity	
	Warren
White	96%
Black	0.50%
Some other race	1.80%
Multiple races	1.60%
Ethnicity	
	Warren
Hispanic population	2.80%

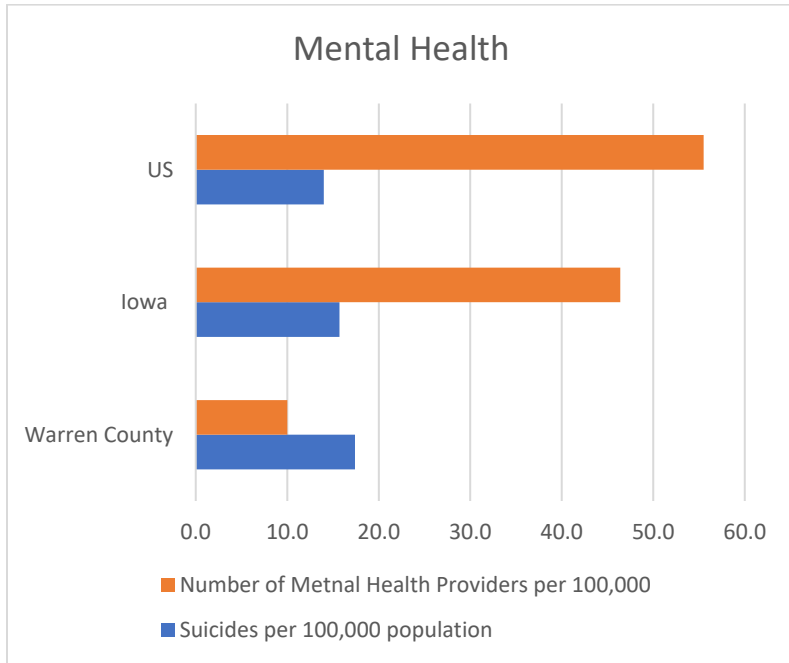




Mental Health	Warren County	Iowa	US
"Fair" or "Poor" Overall Health	4.30%	14.40%	12.60%
"Fair" or "Poor" Mental Health	9.70%		13.40%
Diagnosed with a Depressive Disorder	17.30%	16.20%	20.60%
Have Experience Symptoms of Chronic Depression	23.40%		30.30%
Perceive Most Days as "Extremely" or "Very" Stressful	6.30%		16.10%
Currently Receiving Mental Health Treatment	19.50%		16.80%
Unable to get Mental Health Services within the last year	0.50%		7.80%
	Warren County	Iowa	US
Suicides per 100,000 population	17.4	15.7	14.0
Number of Mental Health Providers per 100,000	10.0	46.4	55.5

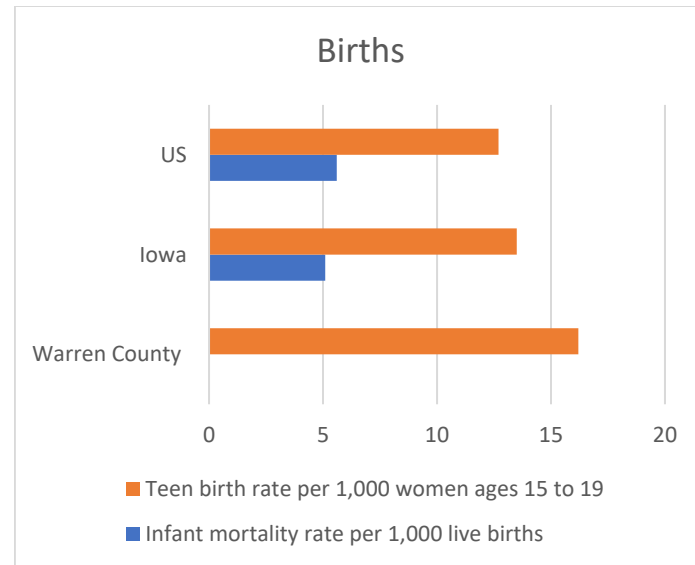
**Mental Health:**

- 17% diagnosed with a depressive Disorder.
- 23% Experience Chronic Depression
- 19% Currently receiving Mental Health TX
- **17.4/100,000 population Suicide Rates** ↑
- **Number of Mental Health Providers per 100,000** ↓



**Birth Rates:**

- Warren County has 0 infant mortality rates \* no hospital in Warren County
- Teen Pregnancy 16.2 per 100,000 ↑

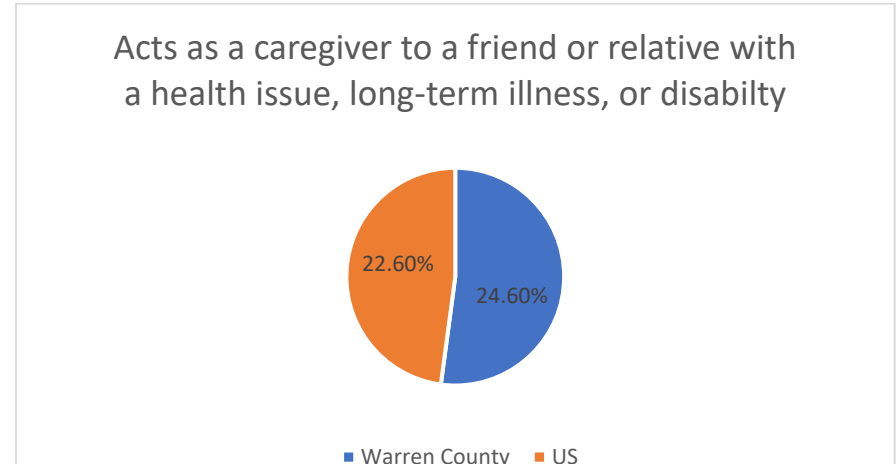
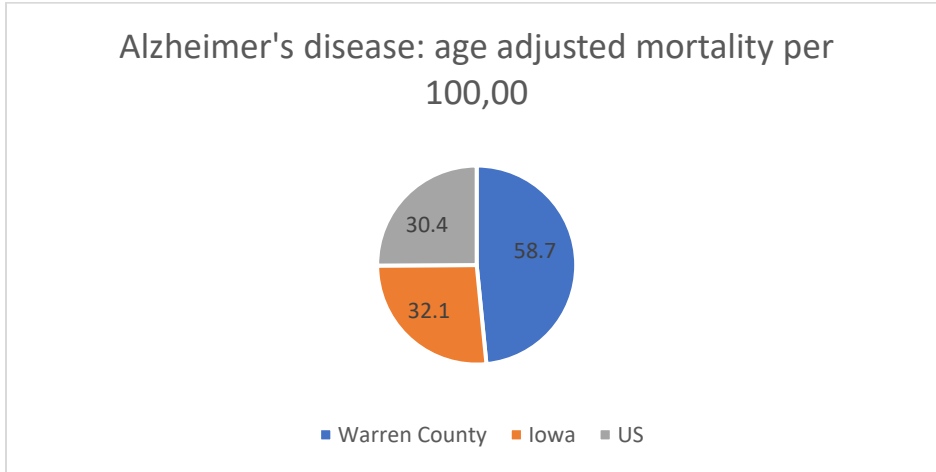


Births	Warren County	Iowa	US
Infant mortality rate per 1,000 live births	0	5.1	5.6
Teen birth rate per 1,000 women ages 15 to 19	16.2	13.5	12.7

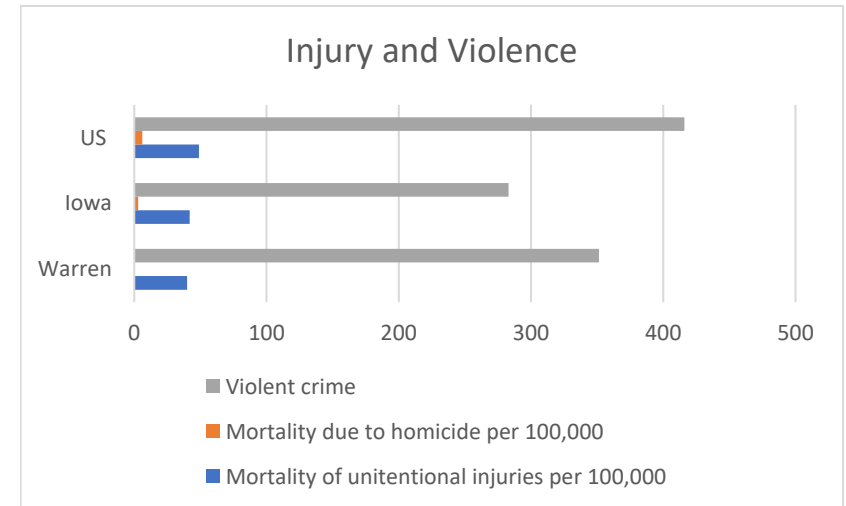
Aging population			
	Warren County	Iowa	US
Alzheimer's disease: age adjusted mortality per 100,00	58.7	32.1	30.4
	Warren County	US	
Acts as a caregiver to a friend or relative with a health issue, long-term illness, or disability	24.60%	22.60%	

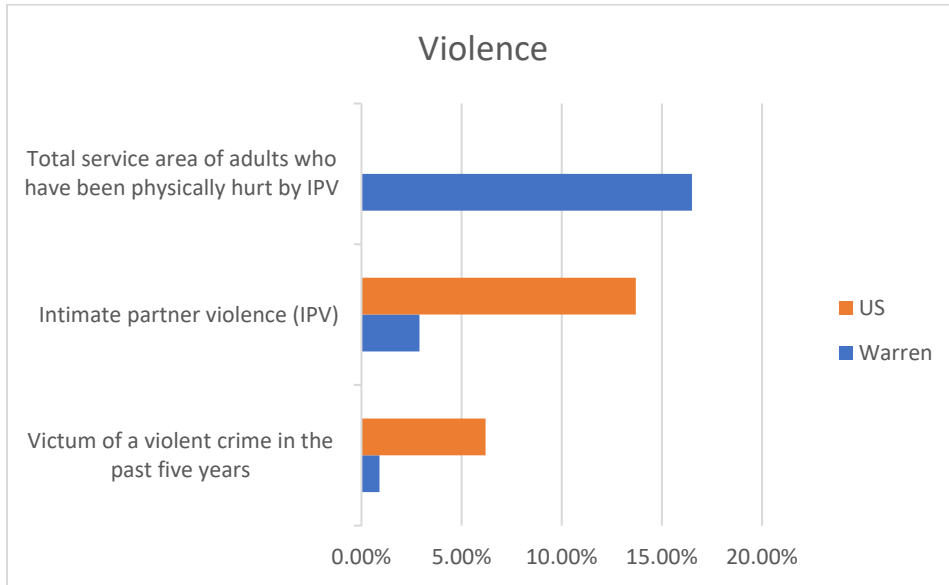
**Aging Population:**

- Mortality Rates related to Alzheimer's 59/per 100,000 ↑
- 25% Acts as a caregiver for aging person with illness or disability
- Mortality Rates of unintentional injuries 40/100,000
- 17% of adults have been hurt by IPV



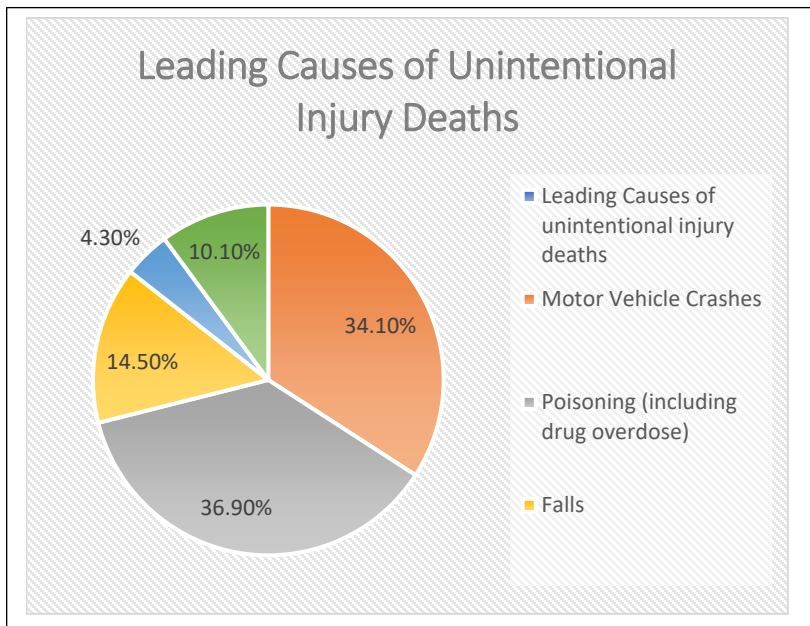
Injury & Violence			
	Warren	Iowa	US
Mortality of unintentional injuries per 100,000	40	41.9	48.9
Mortality due to homicide per 100,000		2.9	6.1
Violent crime	351.4	283	416
	Warren	US	
Victim of a violent crime in the past five years	0.90%	6.20%	
Intimate partner violence (IPV)	2.90%	13.70%	
Total service area of adults who have been physically hurt by IPV	16.50%		





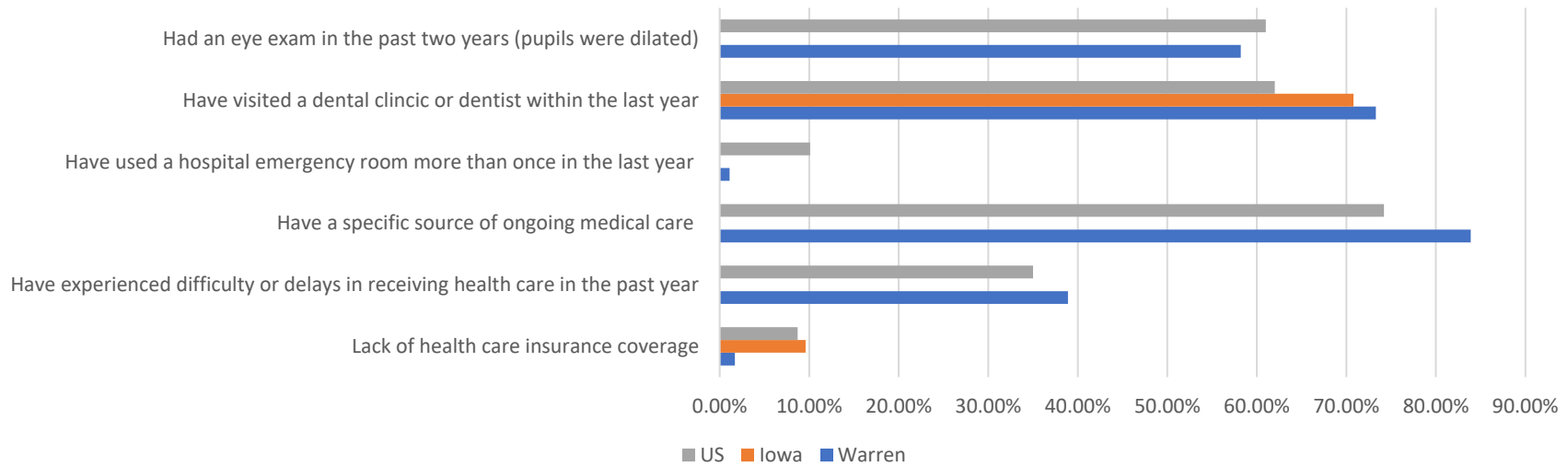
### Leading Cause of Unintentional Injury Deaths

- 37% of unintentional deaths caused by poisoning including substance abuse.
- 34% of unintentional deaths caused by motor vehicle crashes.
- 15% of unintentional deaths caused by falls



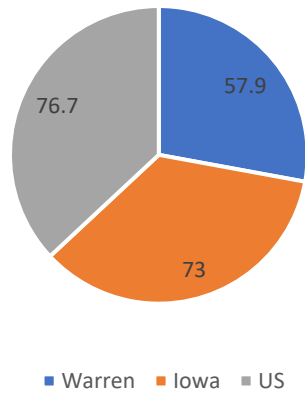
Leading Causes of unintentional injury deaths	Motor Vehicle Crashes	Poisoning (including drug overdose)	Falls	Suffocation	Other
	34.10%	36.90%	14.50%	4.30%	10.10%

### Healthcare Insurance/Access



	Warren	Iowa	US
Have access to primary care physicians per 100,000	57.9	73	76.7

Have access to primary care physicians per 100,000



### Access to Primary Care Physician

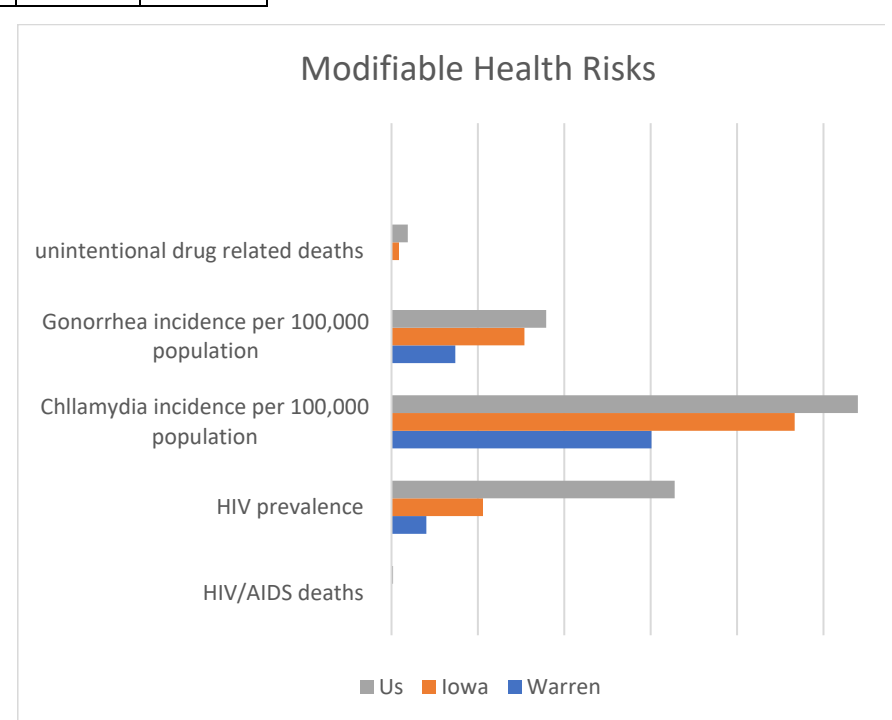
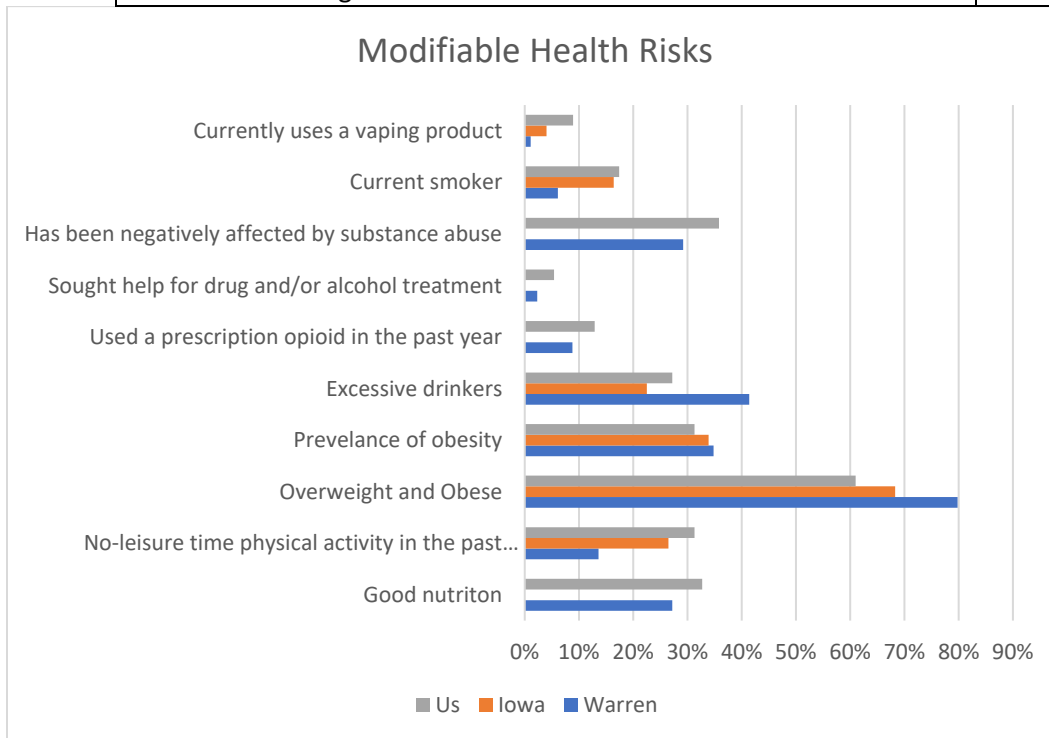
60% of Warren County residents have access to a PCP.



Modifiable Health Risks			
	Warren	Iowa	Us
Good nutrition	27%		33%
No-leisure time physical activity in the past month	14%	27%	31%
<b>Overweight and Obese</b>	<b>80%</b>	<b>68%</b>	<b>61%</b>
<b>Prevalence of obesity</b>	<b>35%</b>	<b>34%</b>	<b>31%</b>
<b>Excessive drinkers</b>	<b>41%</b>	<b>23%</b>	<b>27%</b>
Used a prescription opioid in the past year	9%		13%
Sought help for drug and/or alcohol treatment	2%		5%
<b>Has been negatively affected by substance abuse</b>	<b>29%</b>		<b>36%</b>
Current smoker	6%	16%	17%
Currently uses a vaping product	1%	4%	9%
	Warren	Iowa	Us
HIV/AIDS deaths		60	190
HIV prevalence	4030	10600	32780
Chlamydia incidence per 100,000 population	30100	46670	53990
Gonorrhea incidence per 100,000 population	7380	15380	17900
unintentional drug related deaths		860	1880

**Modifiable/Behavior Health Risks**

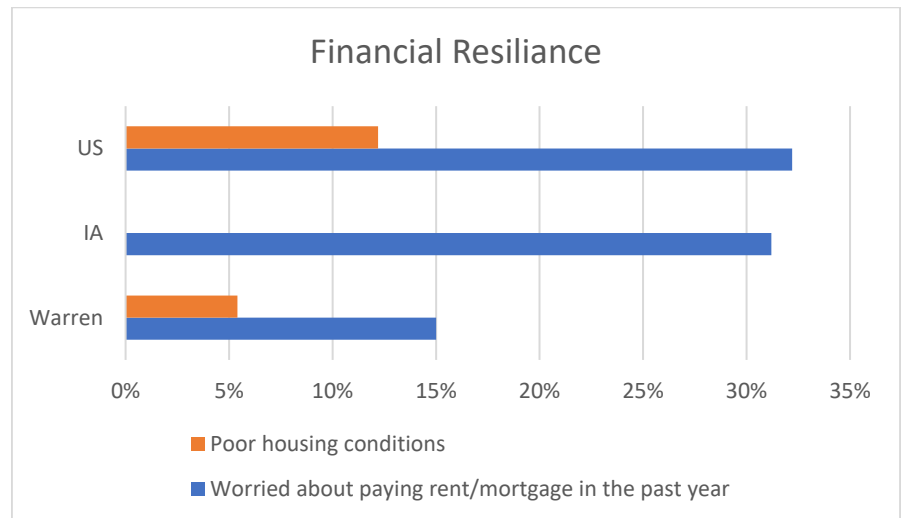
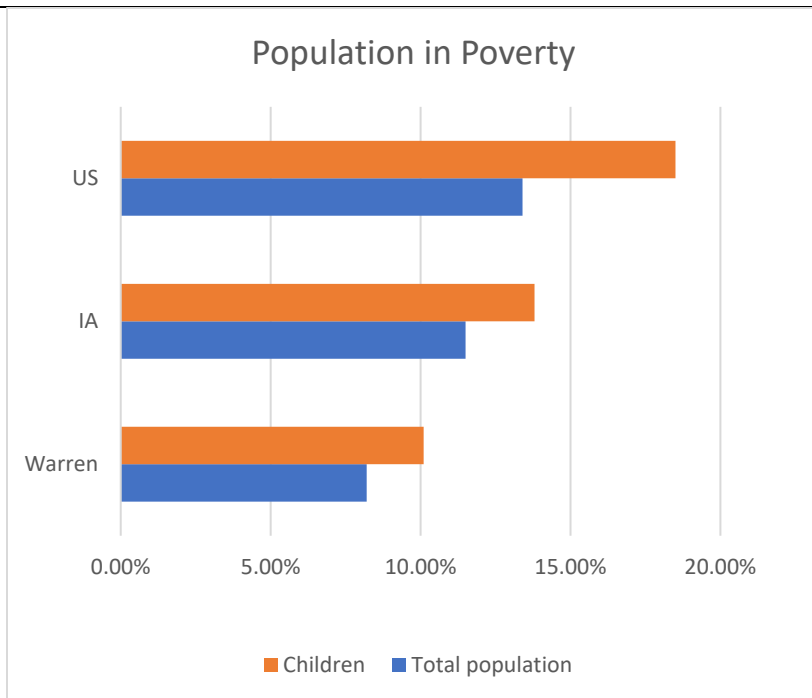
- 27% have good nutrition
- 80% of WC Overweight or Obese
- 35% Obese
- 41% Excessive Drinking
- 29% Negatively affected by substance abuse.
- STIs relatively lower than state avg.

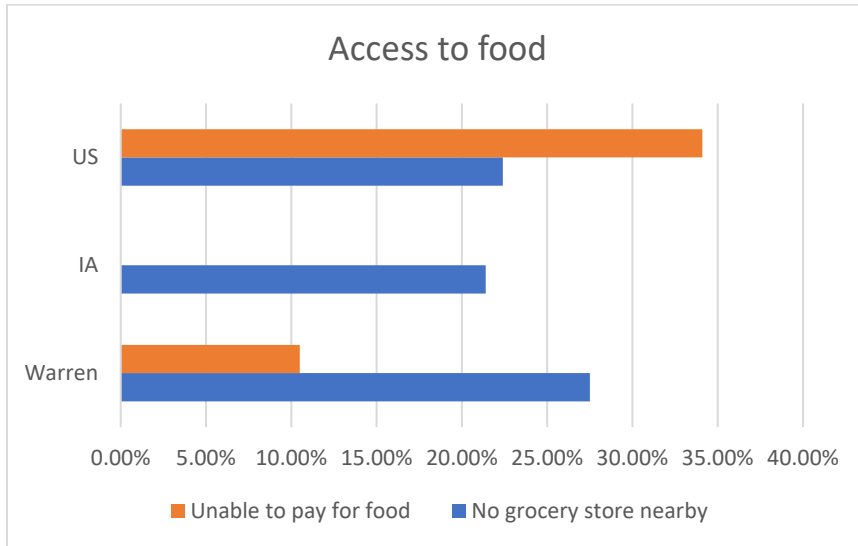


<b>Financial Resilience</b>			
	<b>Warren</b>	<b>IA</b>	<b>US</b>
Worried about paying rent/mortgage in the past year	15%	31.20%	32.20%
Poor housing conditions	5.40%		12.20%
<b>Food access</b>			
	<b>Warren</b>	<b>IA</b>	<b>US</b>
No grocery store nearby	27.50%	21.40%	22.40%
Unable to pay for food	10.50%		34.10%
<b>Diversity and Inclusion</b>			
"Disagree that the community is welcoming to people of all races and ethnicities"	6.50%		
Population in poverty			
<b>Population In Poverty</b>			
	<b>Warren</b>	<b>IA</b>	<b>US</b>
Total population	8.20%	11.50%	13.40%
Children	10.10%	13.80%	18.50%

**Population in Poverty**

- 15% Worried about rent/mortgage
- 5% live in Poor housing conditions.
- 8% of total WC population in Poverty
- 10% of children in WC in Poverty





**Death, Disease, and Chronic Disease in Warren County**

- Mortality Rate for Heart Disease 187/per 100,000 ↑
- Mortality for Strokes 42/per 100,000 ↑
- Prevalence of Diabetes 15% ↑
- 28% of population has no grocery store nearby
- 11% of families unable to pay for food
- 9% of population has cancer, breast cancer has greatest prevalence in Warren Cty.

<b>Death, Disease, and Chronic Conditions</b>	<b>Warren</b>	<b>IA</b>	<b>US</b>
Heart disease	187.3	168.5	163.4
Strokes	41.9	32.6	37.2
All cancer	151	154.7	149.3
Chronic lower respiratory disease	47.7	44.7	39.6
Pneumonia/Influenza	12	14	13.8
<b>Prevalence of a chronic disease</b>	<b>Warren</b>	<b>IA</b>	<b>US</b>
Cancer	9.10%	12.20%	10%
Asthma	5.70%	8%	12.90%
Chronic obstructive pulmonary disease (COPD)	4.10%	6.10%	6.40%
Diabetes	15.30%	10.30%	13.80%
Kidney disease	1.90%	2.20%	5%
Currently have three or more chronic conditions	30.40%	32.50%	

