

Medical Cannabidiol Program Update

October, 2020

Iowa’s medical cannabidiol program began distributing medical cannabis to certified patients on December 1, 2018. The data for this update, unless otherwise noted, comes from the Department’s Secure Sales and Inventory Tracking System and Patient Registry, a secure, web-based application system. This document is updated monthly. Historical data contained in this report is subject to change based on processing time and other factors.

Healthcare Practitioners

To issue a certification for the use of medical cannabidiol to patients, there is no requirement for a Healthcare Practitioner to complete specific training on medical cannabis. A Healthcare Practitioner is defined as a physician (MD/DO), Physician Assistant (PA), Advanced Registered Nurse Practitioner (ARNP), or a Podiatrist (DPM).

Figure 1 depicts the number of healthcare practitioners (HCPs) in a month who have certified their first unique patient, as well as the cumulative number of HCPs who have certified at least one patient since the beginning of the program.

Figure 1.

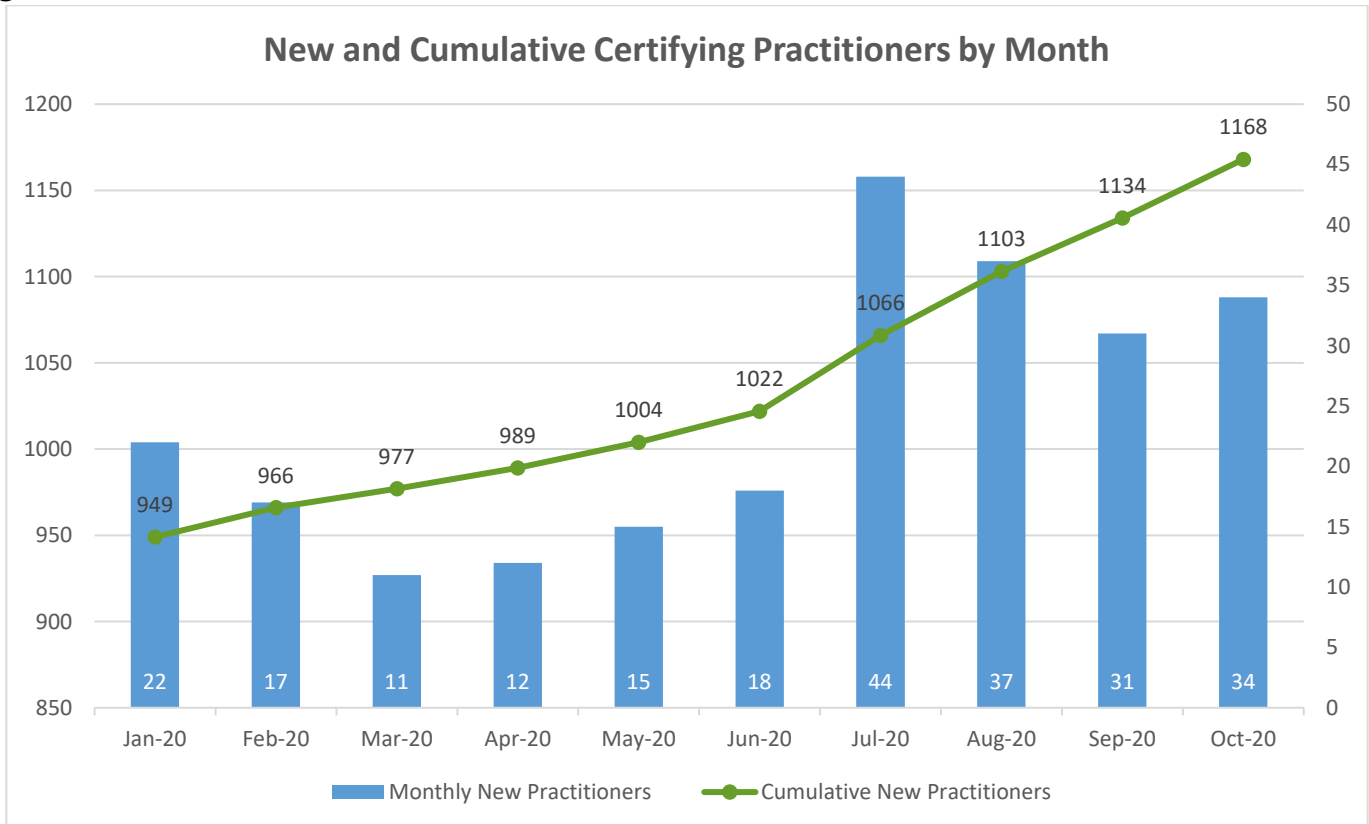
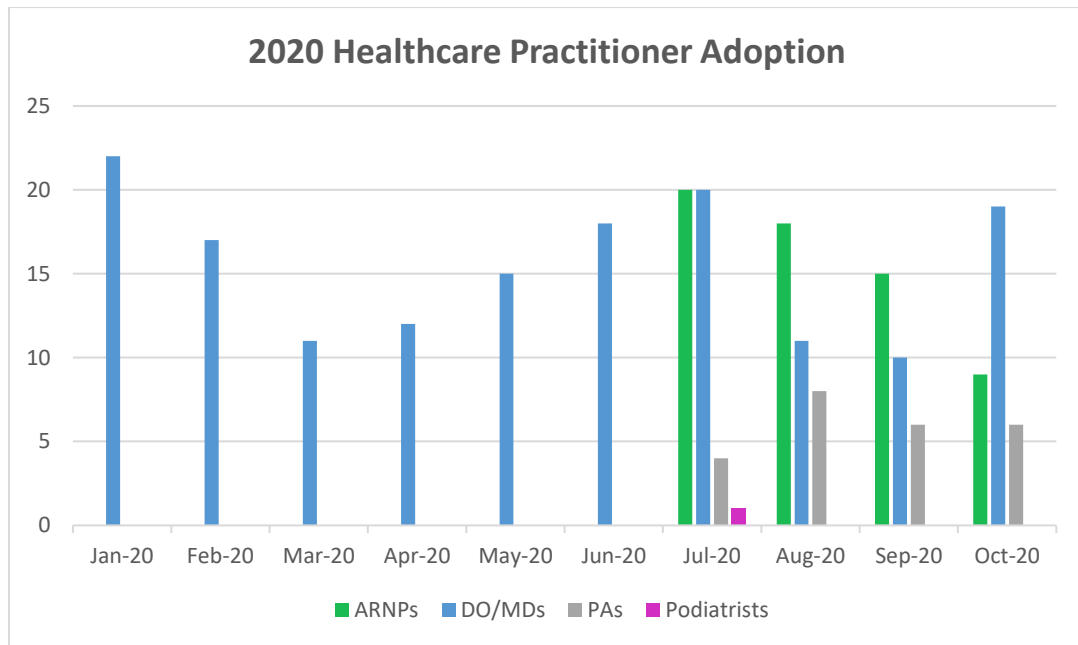


Figure 2 depicts the number of ARNPs, DO/MDs, PAs and Podiatrists who have certified their first unique patient. Prior to July 1, 2020, ARNPs, PAs and Podiatrists were not allowed to certify patients.

Figure 2.



Active Patient and Caregiver Registration Cards

In order to purchase medical cannabidiol products from Iowa's licensed dispensaries, patients must have their qualifying medical condition certified by a Healthcare Practitioner. Once certified, a patient can apply for a registration card that is valid for one year.

Figure 3 depicts the number of patients and caregivers with active registration cards in each month of 2020. Prior to July 1, 2020 registration cards were issued by the Iowa Department of Transportation. IDPH began issuing cards on July 1, 2020.

Figure 3.

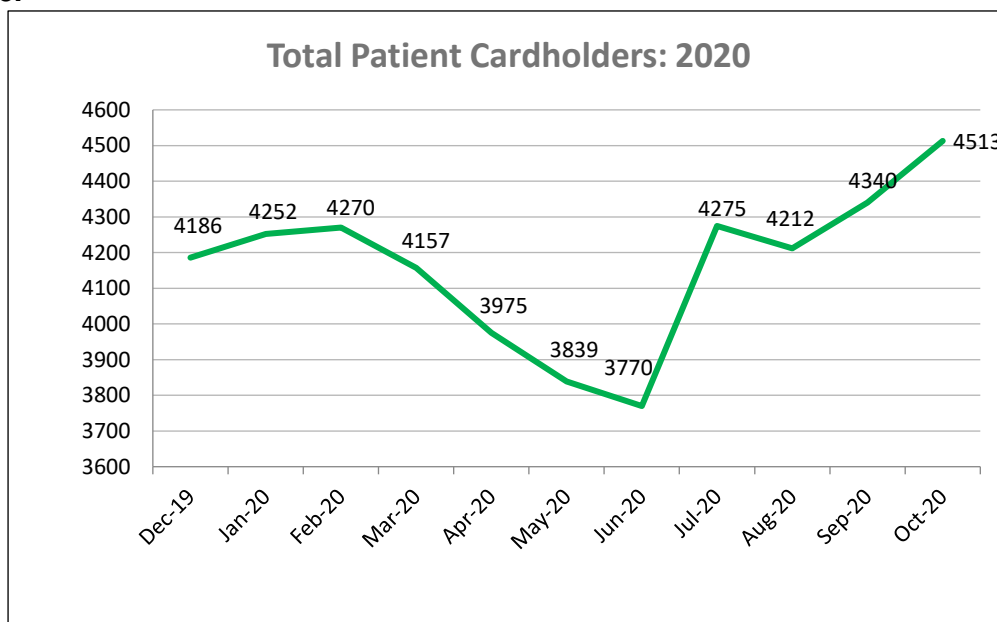


Figure 4 depicts the number of registration cards issued to patients in each month of 2020. The monthly patient cards issued includes new patients, as well as patients who may have renewed their registration card. The cumulative numbers of patient cards issued since the beginning of the program are displayed using a trend line.

Figure 4.

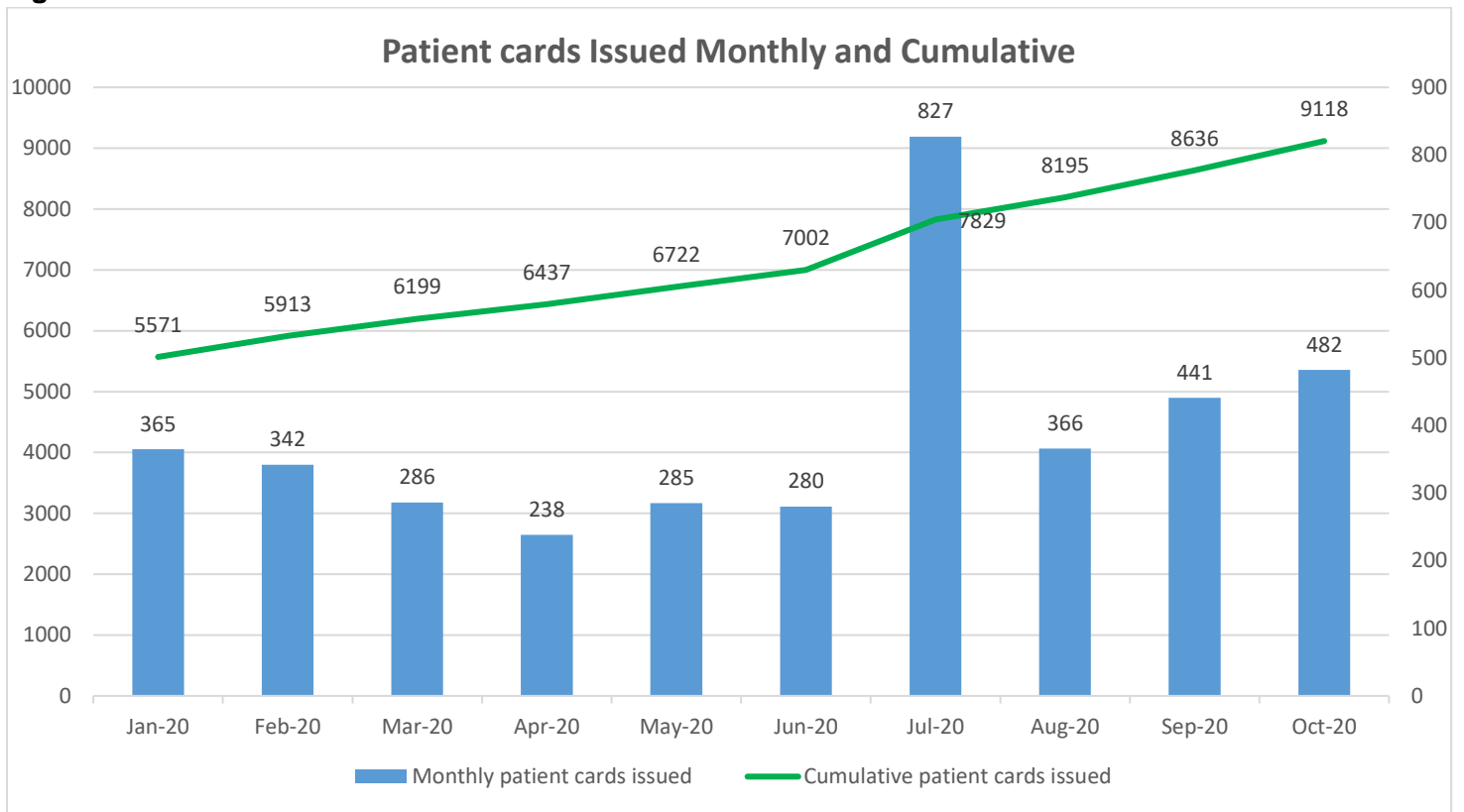


Figure 5 depicts the certifications by age group for each qualifying debilitating medical condition for all active patient cardholders, by qualifying medical condition. Patients under 18 are not displayed in Figure 5.

Figure 5.

Age	AIDS/HIV	ALS	Autism	Cancer	Chronic Pain	Crohn's	MS	Parkinson's	PTSD	Seizures	Terminal	Ulcerative Colitis	Total
18 - 30	2	1	17	7	177	19	6	1	43	43	1	8	325
31 - 40			1	31	438	18	31	1	56	27	3	12	618
41 - 50	7	3		49	611	23	54	5	34	27		9	822
51 - 60	7	4	1	75	802	12	60	20	22	10	5	6	1024
61 - 70	5	3		133	743	9	44	39	5	13	5	7	1006
71 - 80				65	396	5	9	48	5	6	7	1	542
81 - 90				16	138		1	22	1	2	5		185
Over 90				2	24			2			2		30
Total	21	11	19	378	3329	86	205	138	166	128	28	43	4552
% of Total	0.46%	0.24%	0.42%	8.30%	73.13%	1.89%	4.50%	3.03%	3.65%	2.81%	0.62%	0.94%	100.00%

Note: Patients may have more than one qualifying condition; however, the data reflected in this table represents unique certified patients and includes only the primary condition listed on each certification

Figure 6 represents the patient population percentage by gender.

Figure 6.

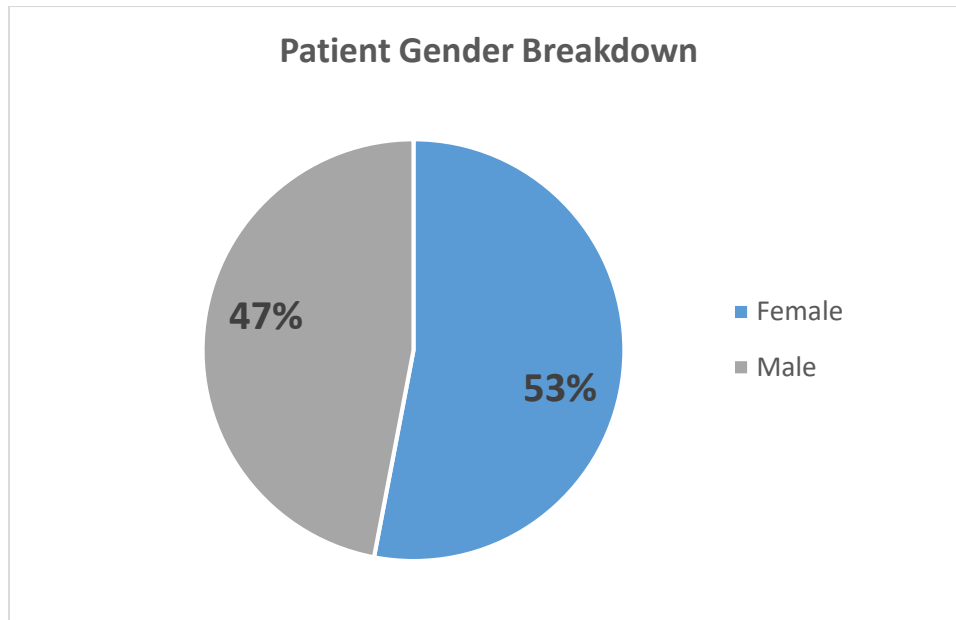
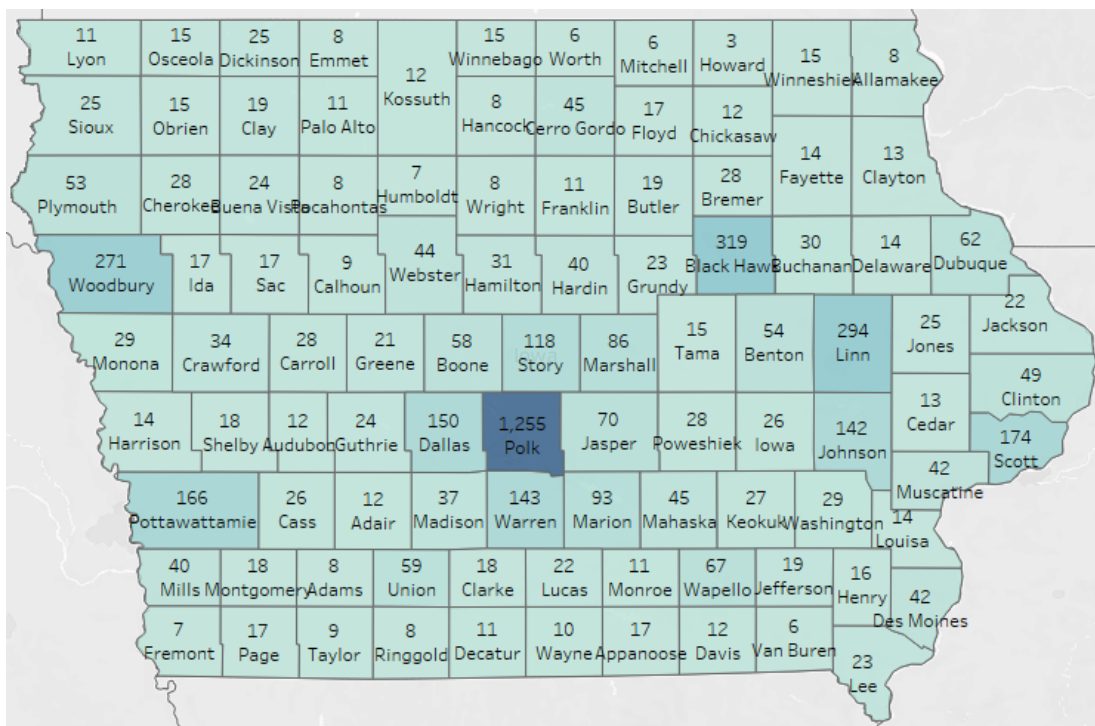


Figure 7 represents the density of active patient cardholders by county in Iowa.

Figure 7.



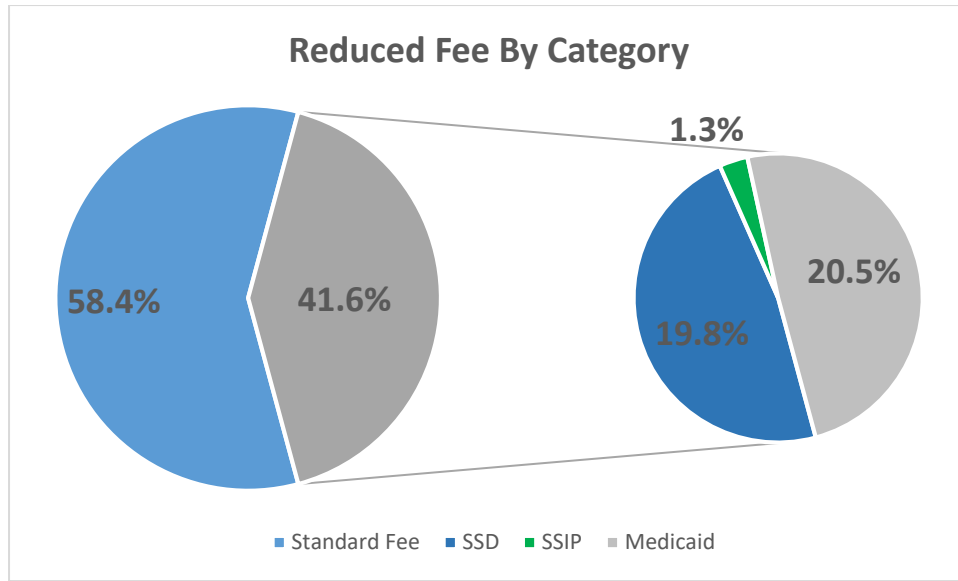
Note: Values of < 5 are indicated by *

**This data was processed in November 2020, and is visualized identically in the September, 2020 Report

Patients in Iowa are eligible for a reduced fee when applying for their medical cannabidiol registration card. If a patient can provide proof of Social Security Disability Benefit (SSDI), Supplemental Security Income (SSI), or

Medicaid, they are eligible for a reduced fee. Figure 8 depicts the percentage of standard (\$100) or reduced (\$25) fee applications, as well as the percentage of each reduced fee type.

Figure 8.



A patient’s medical cannabidiol registration card is valid for one year from the date of issuance. **Figure 9** represents the number of cards expiring each month as compared to the number of renewal applications. **Figure 10** represents patient renewals at different time periods within card expiration.

Figure 9.

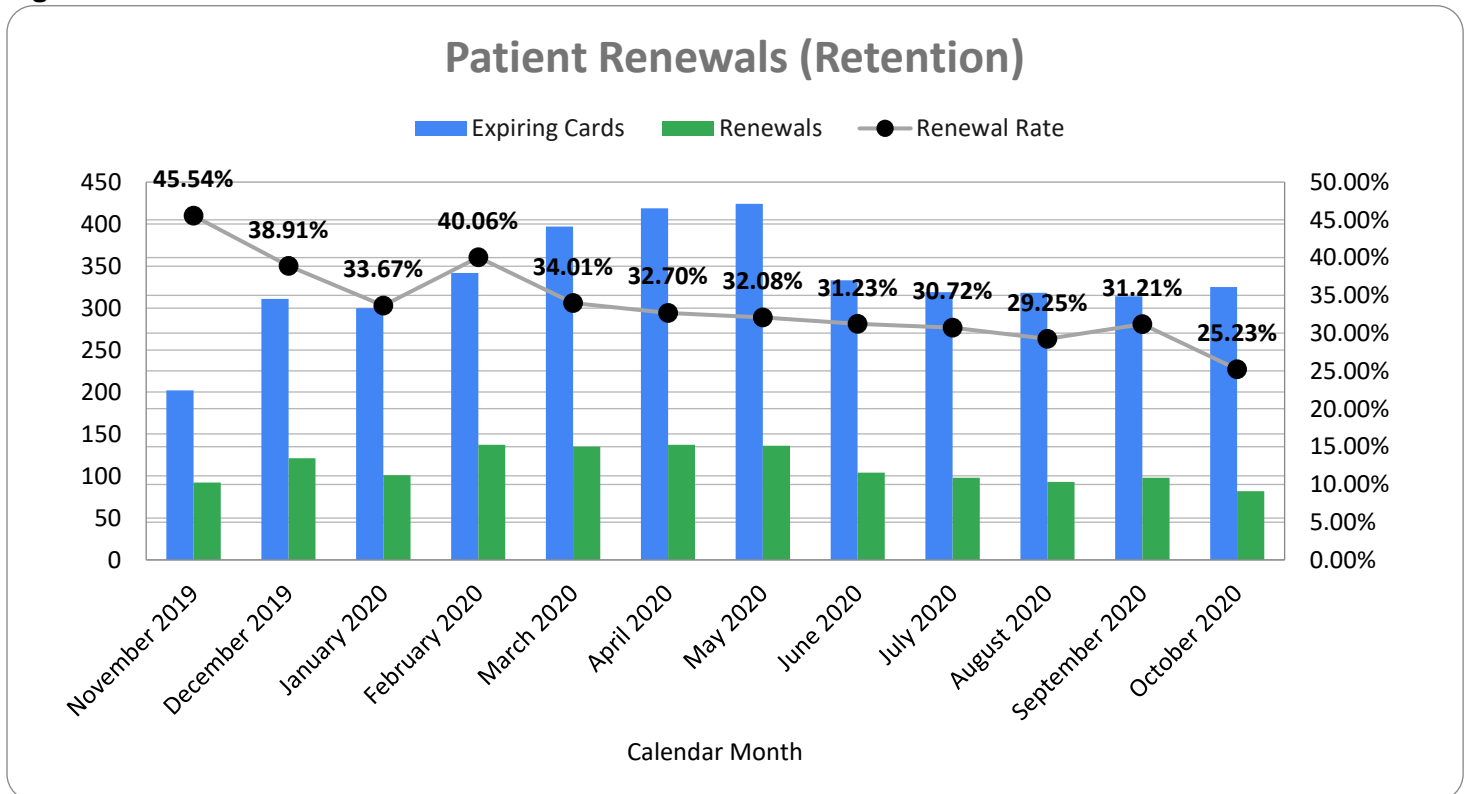
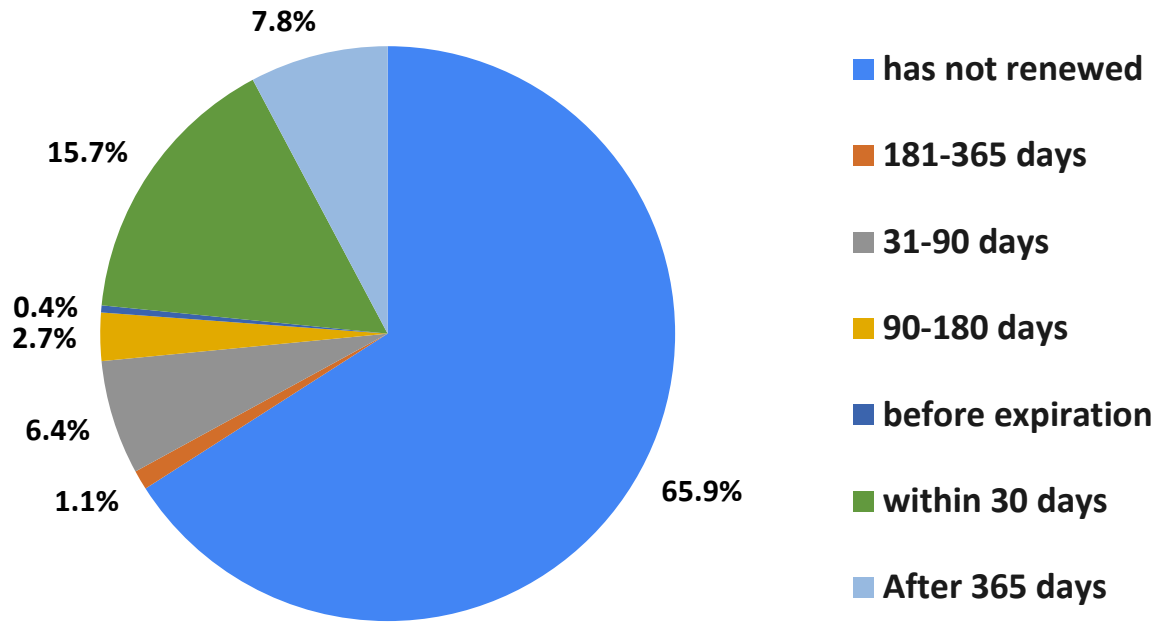


Figure 10.

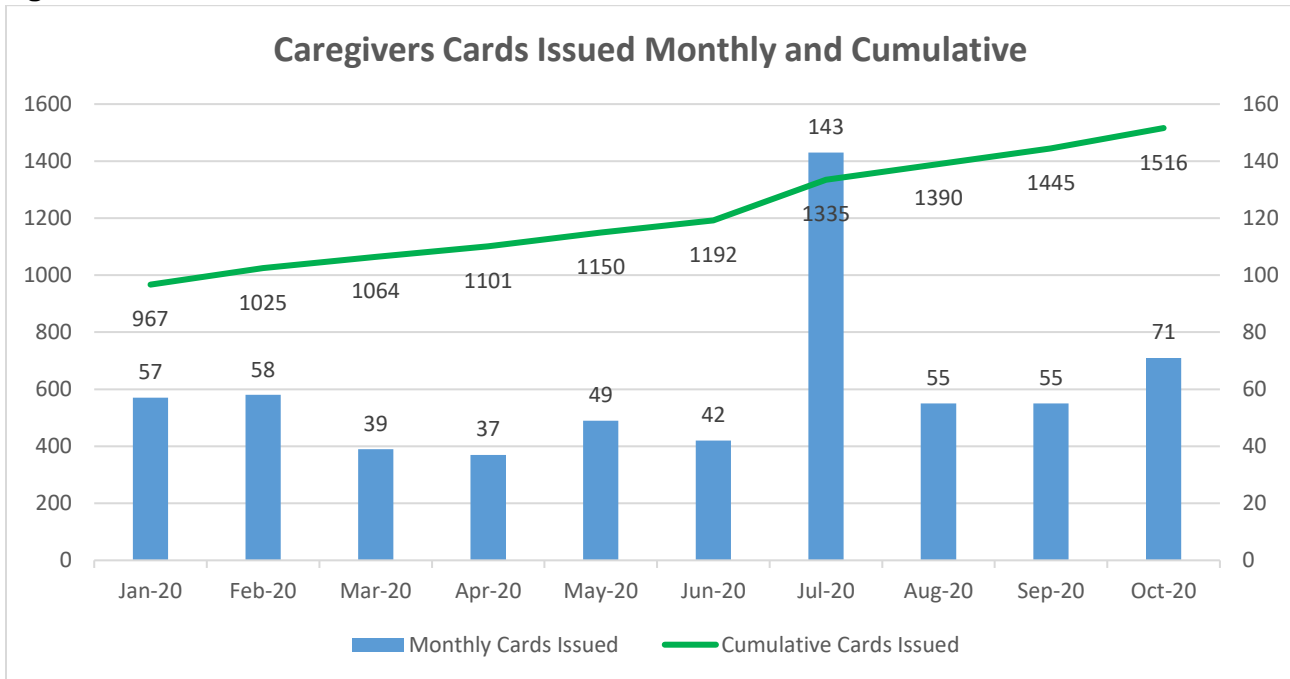
Renewal at Time Periods Within Expiration



Caregivers

Designated caregivers are those who are certified by a patient's healthcare practitioner to purchase and possess medical cannabidiol products on behalf of a patient. A caregiver is designated if a patient is too ill, immobilized or otherwise unable to visit a dispensary. Figure 11 depicts the number of caregiver registration cards issued in each month of 2020. The cumulative number of caregiver cards issued since the beginning of the program is also depicted.

Figure 11.



Dispensary Sales

Iowa's licensed dispensaries are required to transmit their medical cannabidiol dispensing data to the state's Secure Sales and Inventory Tracking System on a real-time basis.

Figure 12 depicts the number of unique patients who visited a dispensary in a given month in 2020, as well as the total dispensary visits each month during 2020.

Figure 12.

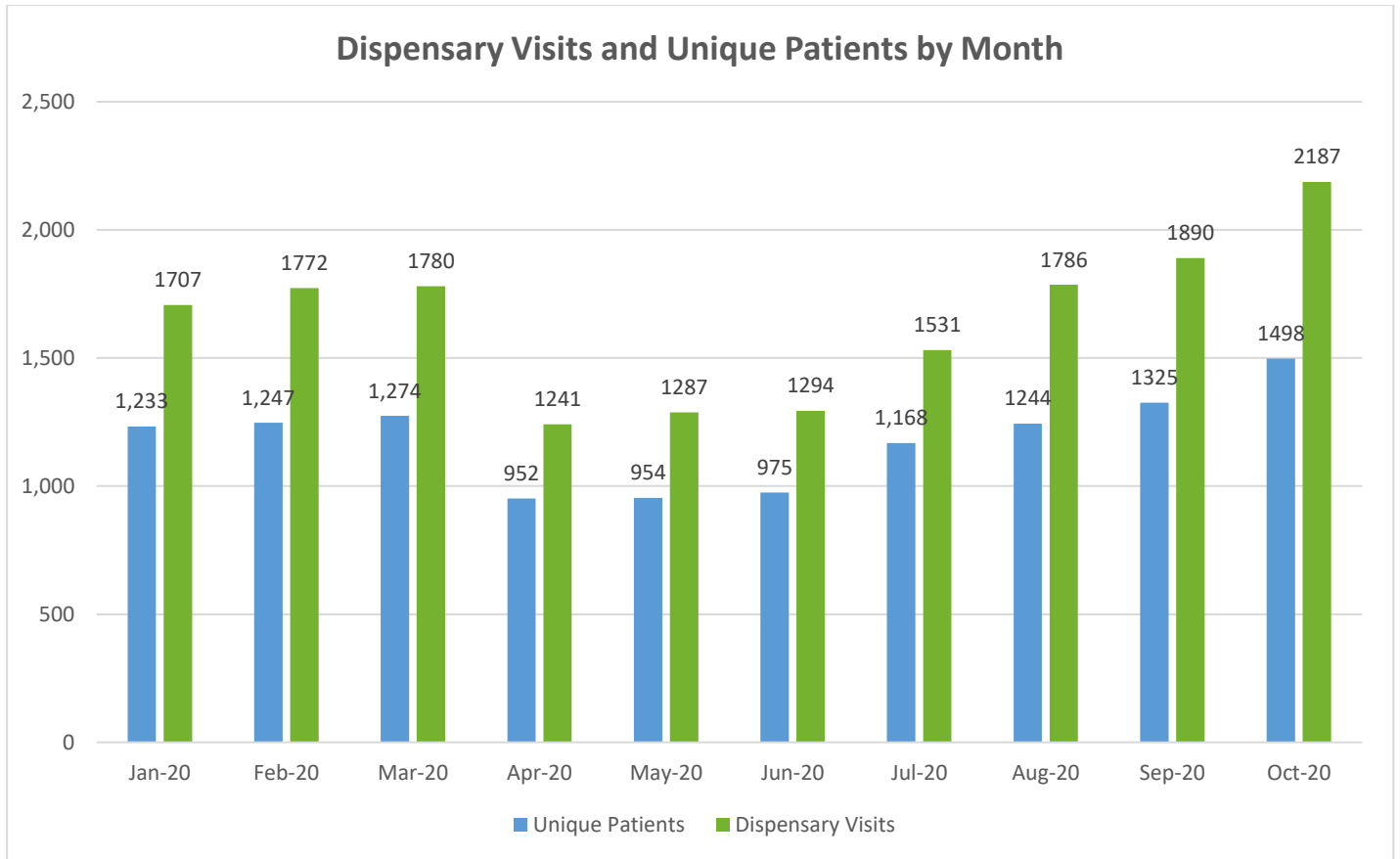


Figure 13 represents the average transaction price (excluding tax) amongst Iowa's licensed dispensaries during 2020.

Figure 13.

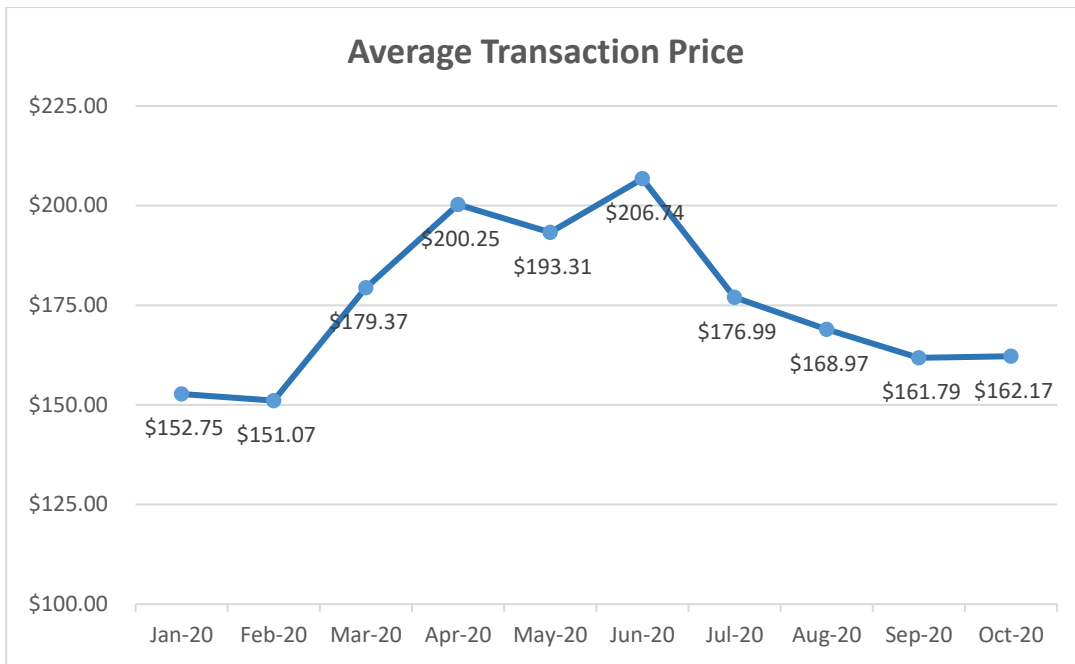
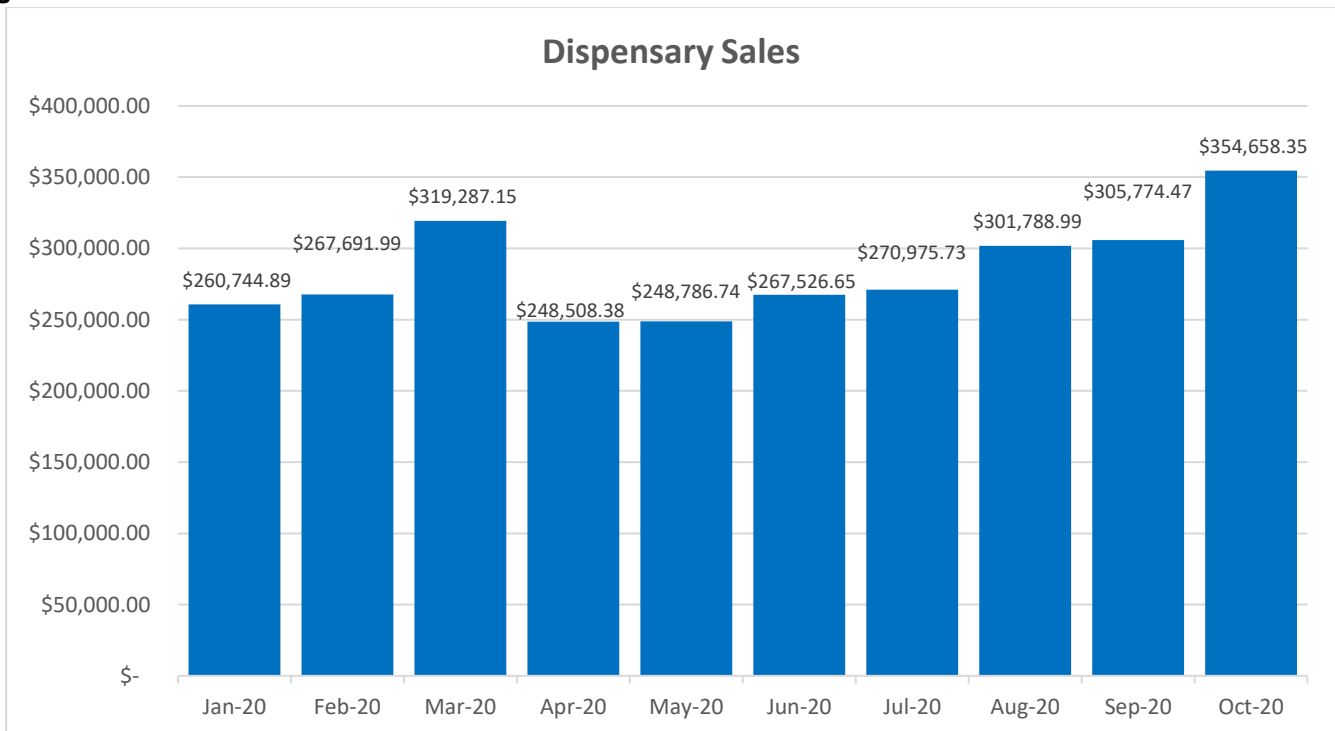


Figure 14 represents the total sales (excluding tax) in each month of 2020 among Iowa's licensed dispensaries.

Figure 14.



Chapter 124E allows Iowa's two licensed manufacturers to manufacture products in the following forms: oral forms (tinctures, capsules, tablets and sublingual forms), topical forms (gels, ointments, creams, lotions and transdermal patches), nebulizable forms, suppository forms and vaporized forms (vaporized forms became available for sale on August 7, 2019).

Figures 15 & 16 depict the percentage of product sales in 2020 by formulation and product type.

Figure 15 & 16.

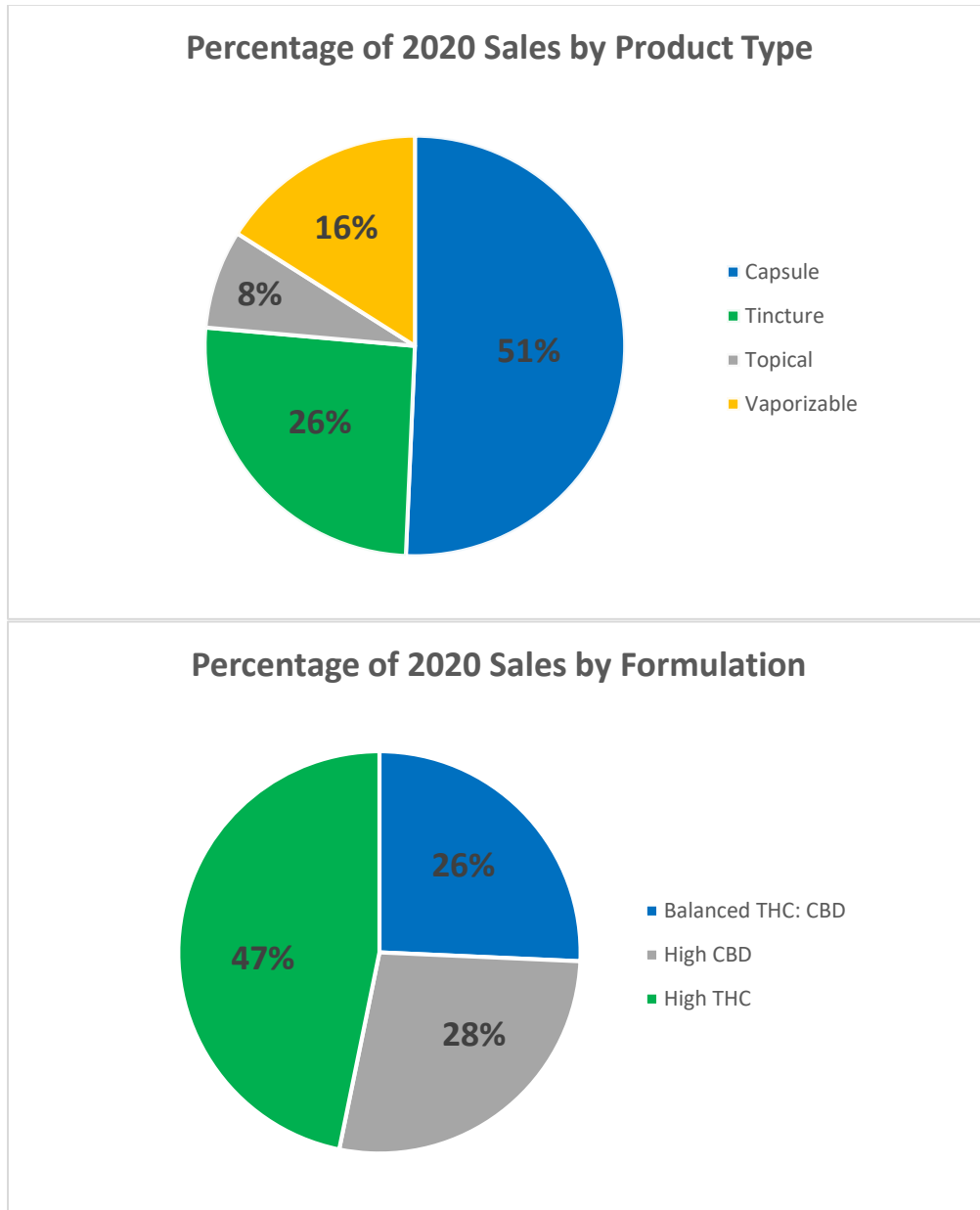


Figure 17 provides percentage-based purchasing behaviors for a given product formulation and qualifying condition.

Figure 17.

